



# Genesee County Land Bank Authority

452 S. Saginaw St. 2<sup>nd</sup> Floor, Flint, MI 48502

## Neighborhood Stabilization Program 2 (NSP2)

### Invitation for Bids: 407 W. Fifth St. Ct. – General Contractor

BID NUMBER: LB 11-014

Due Date: Friday, June 17<sup>th</sup> 2011 at 3:00 pm EST

As part of the Michigan NSP 2 Consortium, a partnership between:

Michigan State Housing Development Authority (MSHDA)

The City of Flint

Genesee County Land Bank Authority (GCLBA)



## INVITATION FOR BIDS: 407 W FIFTH ST CT – GENERAL CONTRACTOR

### Overview

The Genesee County Land Bank Authority (GCLBA) is seeking sealed bids for the rehabilitation of 407 W. Fifth St. Ct., Flint, MI 48503. This property is being rehabilitated as single-family residential homes to be sold to income eligible buyers under the Neighborhood Stabilization Program 2 (NSP2). The GCLBA has received NSP 2 grant funding from the MSHDA for this purpose. The NSP 2 funds are provided to MSHDA from the U.S. Department of Housing and Urban Development (HUD).

### Sealed Bid Due Date

General contractors with qualifications and experience in renovation of single-family residential properties invited to submit sealed bids to the Genesee County Land Bank Authority, 452 S. Saginaw St., 2<sup>nd</sup> Floor, Flint, Michigan 48502 on or before **Friday, June 17, 2011 at 3:00 pm EST**. The outside of the envelope must be marked “LB 11-014, Sealed Bid for 407 W. Fifth St. Ct.”

### Bid Opening

The bid opening will be Friday, June 17, 2011 at 3:15 pm EST at the Genesee County Land Bank Authority, Conference Room, 452. S. Saginaw St., 2<sup>nd</sup> Floor, Flint, MI 48502 and is open to the public.

### Mandatory Pre-bid Meeting and Walkthrough

A mandatory pre-bid meeting will take place at 407 W. Fifth St. Ct, Flint, MI 48503 at 9:00 am on Friday, June 3rd, 2011.

A mandatory walkthrough of the property to be rehabilitated will immediately follow at 407 W. Fifth St. Ct, Flint, MI 48503 on Friday, June 3rd, 2011 until 10:00 am. A secondary walkthrough for subcontractors will be held on June 8, 2011 from 10:00 am – 11:00 am.

Bidders must be present at both the pre-bid meeting and the walkthrough in order to bid on this proposal.



## Proposal Requirements/ Bidding Instructions

Bids must be sealed, the outside of the envelope must be marked “LB 11-014, Sealed Bid for 407 W. Fifth St. Ct.” and contain the following:

1. Copy of a Valid State of Michigan Builders License
2. Copies of E.P.A. Renovator and Firm Certificates
3. Copy of Lead Abatement Contractor Certification
4. 2011 Certificate to do Business with Genesee County
5. City of Flint Section 3 Certification
6. Insurance Certificate including:
  - a. Worker’s Compensation
  - b. General Liability of \$2,000,000 for Bodily Injury and Property Damage
  - c. Genesee County Land Bank named as a Certificate Holder
7. Bid Bond Required at 100% of the bid amount if the contractor’s bid amount is over \$100,000
8. Performance Bond Required at 100% of the bid amount if the contractor’s bid amount is over \$50,000
9. Subcontractor information form (attached)
10. Certification Form Note (attached)
11. Demonstration of Capacity Form (attached)
12. Typed or Inked Contractor Bid Form and Specifications (attached)

### City of Flint Section 3 Certification

City of Flint Section 3 Certification is a requirement of this rehabilitation project. The lowest qualified bidder of this proposal will be given 10 business days from the bid opening to provide the Genesee County Land Bank with a Section 3 Certification from the City of Flint. Requirements for this are included in the bid package. Certified payroll will be required to accompany the monthly Section 3 forms to assure GCLBA that the Section 3 compliance is met. The Certified payroll will not be linked to Davis-Bacon wage rates. This is not a Davis- Bacon project.

### Bid Acceptance

Bid proposals of more than 10% lower or 15% higher than the GCLBA cost estimate will be disqualified. The GCLBA anticipates immediately entering into a contract with the general contractor after all certification requirements have been provided and accepted. The contractor must be ready to begin work immediately upon receipt of the notice to proceed by the GCLBA.

### Value Engineering

Value engineering may be used by the GCLBA after the contractor has been selected particularly in instances where a line item significantly varies from the specification writer’s estimate.

### Method of Payment

Payment will be made for work items completed based on the accepted price per the contractors bid including any value engineering. GCLBA will provide payment for work items completed after invoice from the contractor, inspection and acceptance by GCLBA, submittal of Section 3 documentation, sworn statements and any lien waivers from the work items completed. The GCLBA will provide payment within 30 days of invoice with complete documentation as required by GCLBA.

### Bonding Requirements

For any construction contracts or subcontracts exceeding **\$100,000.00**, the following is required:

1. A bid guarantee from each bidder equivalent to five percent (5%) of the bid price. The "bid guarantee" shall consist of a firm commitment such as a bid bond, certified check, or other negotiable instrument accompanying a bid as assurance that the bidder will, upon acceptance of his bid, execute such contractual documents as may be required within the time specified.
2. A payment bond on the part of the contractor for 100 percent of the contract price. A "payment bond" is one executed in connection with a contract to assure payment as required by law of all persons supplying labor and material in the execution of the work provided for in the contract.

For any construction contracts or subcontracts exceeding **\$50,000.00**, the following is required:

1. A performance bond on the part of the contractor for 100 percent of the contract price. A "performance bond" is one executed in connection with a contract to secure fulfillment of all the contractor's obligations under such contract.

Where bonds are required, the bonds shall be obtained from companies holding certificates of authority as acceptable sureties pursuant to 31 CFR part 223, "Surety Companies Doing Business with the United States."

OR

In lieu of acquiring the payment and performance bonds, Grantee will accept an irrevocable line of credit listing Grantee as the sole beneficiary and equal to (a) the greater of the contract award amount or (b) 25% of the total construction contract. The line of credit must be issued for the entire construction period plus one (1) year following construction completion



### **Demonstration of Capacity**

All bidders are required to submit a statement(s) of experience, proposed plans for performing the work, and equipment available by completing the Demonstration of Capacity Form attached to this bid proposal.

### **Minority Owned Firms and Women's Business Enterprises**

GCLBA is seeking to encourage participation by respondents who are small and minority-owned firms, women's business enterprises and labor surplus area firms.

### **HUD Debarred List and Excluded Parties List System**

Names of owner(s) and the contractor firm awarded the winning bid on this proposal will be reviewed on the HUD Funding Disqualifications Limited Denial of Participation, HUD Funding Disqualifications and Voluntary Abstentions list [https://www5.hud.gov/ecpcis/main/ECPCIS\\_List.jsp](https://www5.hud.gov/ecpcis/main/ECPCIS_List.jsp) and the Excluded Parties List System <https://www.epls.gov/epls/search.do> . Mechanical, electrical and plumbing contractors will also be reviewed on Debarred List and Excluded Parties List System. The subcontractor information form is attached which must be submitted with the bid.

### **Lead Safe Work Practices**

Lead safe work practices must be used for all rehabilitation activities and performed in accordance with applicable federal, state and local laws, ordinances, codes or regulations governing evaluation and hazard reduction.

### **Timeline for Completion**

This project must be completed within 120 days from the date the GCLBA issues a notice to proceed. This includes all work items included in the bid and GCLBA final approval at time of completion and a certificate of occupancy issued by the City of Flint Department of Building and Safety.

### **2011 Certificate to do Business with Genesee County**

Each contractor must submit one copy of their 2011 CERTIFICATE TO DO BUSINESS WITH GENESEE COUNTY. The Land Bank follows Genesee County Office of Equity and Diversity policies and procedures for this process. For further information on this requirement, contact the Genesee County Office of Equity and Diversity, 1101 Beach Street, Room 343, Flint, Michigan 48502, phone (810) 257-3028; fax (810) 768-7943.



### **Federal Compliance Requirements**

The contractor must comply with all of the following federal guidelines for this rehabilitation project:

1. OSHA 29 CFR 1926- Construction Industry Standards
2. 29 CFR 1926.62- Construction Industry Lead Standards
3. 29 CFR 1910.1200 – Hazard Communication
4. 40 CFR Part 261- EPA Regulations
5. HUD Title X parts 1012-1013
6. Federal Labor Standards and Provisions
7. Equal Opportunity Clause
8. Section 3 Clause
9. HUD Contract and Subcontract Activity

### **Questions and Addendums**

Questions regarding this bid should be directed to Kyle Stottmeister at (810) 257-3088 ext. 533 or email to [kstottmeister@thelandbank.org](mailto:kstottmeister@thelandbank.org). Addendums to this bid proposal may be found at the GCLBA website at [www.thelandbank.org](http://www.thelandbank.org) under the tab current bids. Please check the website for updates to this bid package.



## CERTIFICATION FORM NOTE

THIS PAGE MUST BE COMPLETED AND INCLUDED WITH THE SUBMITTAL CERTIFICATION

The undersigned hereby certifies, on behalf of the Respondent named in this Certification (the "Respondent"), that the information provided in this bid submittal to GCLBA is accurate and complete, and I am duly authorized to submit same. I hereby certify that the Respondent has reviewed this bid proposal in its entirety and accepts its terms and conditions.

---

(Name of Respondent)

---

(Signature of Authorized Representative)

---

(Typed Name of Authorized Representative)

---

(Title)

---

(Date)



## DEMONSTRATION OF CAPACITY

Company Name: \_\_\_\_\_

### Statement of Experience

Years of Experience: \_\_\_\_\_

### Proposed Plans for Performing the Work

Date contractor can begin work: \_\_\_\_\_

Date Contractor can complete work by: \_\_\_\_\_

### Equipment Available

I certify that I have the necessary equipment available in order to complete the work outlined in this bid and accompanying specifications.

Signed this \_\_\_\_\_ day of \_\_\_\_\_, \_\_\_\_\_

\_\_\_\_\_  
Contractor Name (please print)

\_\_\_\_\_  
Contractor Signature



## SUBCONTRACTOR INFORMATION FORM

Please provide the following information requested below on your mechanical, electrical and plumbing subcontractors for GCLBA to check the: 1) HUD Funding Disqualifications Limited Denial of Participation, HUD Funding Disqualifications and Voluntary Abstentions list and the 2) Excluded Parties List System. Is general contractor is self-performing these items please indicate it on this list.

### Mechanical Subcontractor

Firm Name: \_\_\_\_\_

Owner(s) Name(s): \_\_\_\_\_

Address, City, State, Zip: \_\_\_\_\_

Phone number: \_\_\_\_\_

### Electrical Subcontractor

Firm Name: \_\_\_\_\_

Owner(s) Name(s): \_\_\_\_\_

Address, City, State, Zip: \_\_\_\_\_

Phone number: \_\_\_\_\_

### Plumbing Subcontractor

Firm Name: \_\_\_\_\_

Owner(s) Name(s): \_\_\_\_\_

Address, City, State, Zip: \_\_\_\_\_

Phone number: \_\_\_\_\_



## CONTRACTOR BID FORM

---

**Owner Name:** Genesee County Land Bank Authority

**Contact Person/ Spec Writer:** Kyle Stottmeister

**Contact Phone Number:** (810) 257-3088 ext. 533

**Contact Email:** [kstottmeister@thelandbank.org](mailto:kstottmeister@thelandbank.org)

**Bid Submission Deadline Date:** Friday, June 17, 2011 before 3:00 pm

---

**Property Address:** 407 W. Fifth St. Ct., Flint, MI 48503

**Bid Offer as per  
Attached Specifications \$** \_\_\_\_\_

**Contractor Name:** \_\_\_\_\_

**Contractor Signature:** \_\_\_\_\_ **Date:** \_\_\_\_\_

**Contractor Address:** \_\_\_\_\_

**Contractor Phone:** \_\_\_\_\_

**Contractor Email:** \_\_\_\_\_

**Workers Comp  
Insurance Expires Date:** \_\_\_\_\_

**Liability  
Insurance Expires Date:** \_\_\_\_\_

---

**Note:** Bid package includes one (1) set of specifications. One copy of the specifications must be completed and returned with this bid form that must be line priced in clearly legible numbers (ink or typewritten)



### **Section 3 Certification Process in the City of Flint**

GCLBA follows the City of Flint's Section 3 Certification Process for the NSP 2 Program. If the contractor does not have Section 3 Certification at time of bid submission, the contractor must submit a letter stating compliance with Section 3 Certification will be achieved within 10 days of receiving contract award.

The City of Flint has strengthened the HUD requirements for Section 3. Section 3 Residents must live in the City of Flint to qualify for the GCLBA and City of Flint NSP 2 - Section 3 Program. The City of Flint has built a partnership with Mott Workforce Development to assist with certification of Section 3 Residents and Mott Workforce Development has a list of eligible Section 3 workers that the General Contractor can connect with for assistance in meeting Section 3 requirements. There is currently over 300 Section 3 Residents Certified through Mott Workforce Development with various skill sets in construction related fields.

### **Section 3 Business Certification**

Please contact Tracy Atkinson from the City of Flint Department of Community and Economic Development (810) 766-7426 ext. 3059 or [tatkinson@cityofflint.com](mailto:tatkinson@cityofflint.com) for information regarding company Section 3 Certification.

### **Section 3 Residents Certification**

Mott Community College Workforce Development can provide assistance with employee and laborer Section 3 Certifications. Please contact Dorian Jackson, Job Development Specialist (810) 232-2548 or [dorian.jackson@mcc.edu](mailto:dorian.jackson@mcc.edu) or Kathleen Levallier, Job Development Specialist (810) 232-4674 or [kathleen.levallier@mcc.edu](mailto:kathleen.levallier@mcc.edu) for more information.

### **Attachments**

The following documents are attached in order to help meet the Section 3 requirements:

- a. Section 3 Clause
- b. City of Flint – Section 3 Plan Addendum
- c. Certification for Business Concerns Seeking Section 3 Preference in Contracting and Demonstration of Capability
- d. Resident Employment Opportunity Data



# SPECS BY LOCATION/TRADE

5/27/2011

Work Write-up/Re-Bid: \_\_\_\_\_  
 Walk-Through Date: \_\_\_\_\_  
 Bid Date: \_\_\_\_\_  
 Initial: \_\_\_\_\_

Case Number: \_\_\_\_\_  
 Construction Specialist: \_\_\_\_\_  
 Phone: \_\_\_\_\_

**Address:** 407 W Fifth Street Court

**Unit:** Unit 01

**Location:** 1 - General Requirements

Approx. Wall SF: 0

Ceiling/Floor SF: 0

| Spec #                               | Spec  | Quantity | Units | Unit Price | Total Price |
|--------------------------------------|---|----------|-------|------------|-------------|
| <b>Trade: 1 General Requirements</b> |   |          |       |            |             |
| 36                                   | <b>BUILDING PERMIT REQUIRED</b><br>The contractor is responsible for submitting this owner-prepared work write up to the building department, applying for, paying for and receiving a building permit prior to starting any work.  | 1.00     | EA    | _____      | _____       |
| 37                                   | <b>ELECTRICAL PERMIT REQUIRED</b><br>Prior to the start of work, the contractor shall create any documentation necessary to apply for, pay for and receive an electrical permit on behalf of the owner.   | 1.00     | EA    | _____      | _____       |
| 38                                   | <b>PLUMBING PERMIT REQUIRED</b><br>Prior to the start of work, the contractor shall: create a riser diagram, septic layout and all other documentation needed to apply for, pay for and receive a plumbing permit on behalf of the owner.   | 1.00     | EA    | _____      | _____       |
| 39                                   | <b>HVAC PERMIT REQUIRED</b><br>Prior to the start of the heating/cooling work, the contractor shall create a heating distribution layout and perform heat/cooling loss calculations and all other documentation needed to apply for, pay for and receive an HVAC permit on behalf of the owner. | 1.00     | EA    | _____      | _____       |
| 93                                   | <b>BID AND PERFORMANCE BOND IN COMPLIANCE WITH REQUIREMENTS</b><br>Prior to commencing work, contractor shall provide owner with a bond written on the AIA form for 100% of the contract, callable in the event of either non- performance or non-payment.                                      | 1.00     | M     | _____      | _____       |

**Trade: 9 Environmental Rehab**

|      |   |          |    |       |       |
|------|---|----------|----|-------|-------|
| 2070 | <b>ASBESTOS ABATEMENT</b><br>Secure & isolate room, provide protective floor coverings when not removing floor tile. Pre-treat surface with wetting agent. Provide worker protection including whole body coveralls, respirators, & decontamination area. Dispose of asbestos in clearly identified disposal drums & HEPA vacuum entire area. All work must be done by a licensed Asbestos abatement company.<br><br>Remove asbsestos containing materials listed on the report, include all hazardous materials identified.<br>1. Floor tiles on basement stairs (36 square ft.)<br>2. Pipe, insulation, and fittings in basement (108 linear ft and 30 fittings)<br>3. All hazardous materials listed in report (Paint, stains, insectisides, etc.) | 1.00     | AL | _____ | _____ |
| 9007 | <b>CLEAN TO LEAD CLEARANCE</b>  | 1,568.00 | SF | _____ | _____ |

Location: 1 - General Requirements

Approx. Wall SF: 0

Ceiling/Floor SF: 0

| Spec # | Spec | Quantity | Units | Unit Price | Total Price |
|--------|------|----------|-------|------------|-------------|
|--------|------|----------|-------|------------|-------------|

Trade: 9 Environmental Rehab

Prior to final acceptance of the lead hazard reduction work and all rehabilitation work, the property shall be visually inspected for any remaining paint chips, dust and debris and lead dust wipe samples shall be obtained from floors, windows sills and window troughs. The contractor shall re-clean (Using the HEPA/wash/HEPA method) all applicable components and surfaces and pay for all additional clearance dust sampling if any dust sample results exceedd the thresholds of 40 ug/SF for floors, 250 ug/Sf for window sills and 400 ug/SF for window troughs.

Contractor shall address all lead hazards in the Lead Report and abate them according to State guidelines.

Bidder: \_\_\_\_\_

Location Total: \_\_\_\_\_

Location: 2 - Interior

Approx. Wall SF: 1,344

Ceiling/Floor SF: 1,568

| Spec # | Spec | Quantity | Units | Unit Price | Total Price |
|--------|------|----------|-------|------------|-------------|
|--------|------|----------|-------|------------|-------------|

Trade: 10 Carpentry

|      |                             |          |    |       |       |
|------|-----------------------------|----------|----|-------|-------|
| 2350 | <b>FLOOR--REFINISH WOOD</b> | 1,244.00 | SF | _____ | _____ |
|------|-----------------------------|----------|----|-------|-------|

Drum sand and edge floor. Counter sink all nails and fill holes. Vacuum and tack rag room. Apply a sanding sealer and two coats of oil based polyurethane varnish. Vacuum room.

Whole house except where new vinyl is being laid down. (Not 3rd floor)

|      |   |       |    |       |       |
|------|---|-------|----|-------|-------|
| 2980 | <b>WINDOW--VINYL SINGLE HNG DBL GLZ</b> | 33.00 | EA | _____ | _____ |
|------|---|-------|----|-------|-------|

Field measure, order and install a vinyl, single hung, double glazed, one-over-one window and jamb including screen, caulk, interior casing and exterior trim. New windows will be Energy Star Rated. Install half screen.

Stain interior casing to match existing.

Include garage (4)

Use lead safe practices. See lead Report.

|      |                                     |      |    |       |       |
|------|-------------------------------------|------|----|-------|-------|
| 3185 | <b>DOOR--PREHUNG METAL ENTRANCE</b> | 2.00 | EA | _____ | _____ |
|------|-------------------------------------|------|----|-------|-------|

Dispose of door and frame. Install a prehung metal, insulated, 9 light, entrance door and jamb including interior and exterior casing, interlocking threshold, one entrance and one mortised deadbolt keyed alike. Prime and top coat.

Replace back door in kitchen and door from back foyer to deck.

Use lead safe practices. See lead Report.

|      |                             |      |    |       |       |
|------|-----------------------------|------|----|-------|-------|
| 3210 | <b>STORM DOOR--ALUMINUM</b> | 2.00 | EA | _____ | _____ |
|------|-----------------------------|------|----|-------|-------|

Install an aluminum combination storm and screen door with white baked enamel aluminum finish and top chain.

|      |                              |       |    |       |       |
|------|------------------------------|-------|----|-------|-------|
| 3360 | <b>DOOR--PREHUNG PASSAGE</b> | 14.00 | EA | _____ | _____ |
|------|------------------------------|-------|----|-------|-------|

Install a 1-3/8" prehung, solid pine, 2 panel door, including casing both sides, 2 butt hinges and a privacy lockset.

Location: 2 - Interior

Approx. Wall SF: 1,344

Ceiling/Floor SF: 1,568

| Spec #           | Spec   | Quantity | Units | Unit Price | Total Price |
|------------------|--|----------|-------|------------|-------------|
| <b>Trade: 10</b> | <b>Carpentry</b>   |          |       |            |             |
|                  | Replace 4 bedroom doors, 4 closet doors, hall closet door, basement door, 3rd floor door, and 2 bathroom doors, hall closet door. Stain door to match original doors. Re-use casing (repair if necessary).<br>Use lead safe practices. See lead Report.  |          |       |            |             |
| <b>Trade: 17</b> | <b>Drywall &amp; Plaster</b>   |          |       |            |             |
| <b>5235</b>      | <b>LAMINATE 1/2" DRYWALL</b><br>Hang 1/2" gypsum over wall or ceiling surface with screws 8" on center and a bead of construction adhesive 20" on center. Butt drywall to door and window casing and apply J channel molding. Tape, 3-coat finish and sand ready for paint.<br>Drywall all 4 bedrooms and upstairs foyer complete.   | 2,400.00 | SF    | _____      | _____       |
| <b>Trade: 19</b> | <b>Paint &amp; Wallpaper</b>   |          |       |            |             |
| <b>5566</b>      | <b>PREP &amp; PAINT HOUSE (INTERIOR)</b><br>Remove/cover all hardware, fixtures not to be painted. Wet scrape loose, cracked, peeling, blistered surfaces. Feather edges & dull gloss surfaces with sandpaper. Clean all surfaces. Spot prime and top coat trim, ceiling, walls, doors & windows with owner's choice of premixed latex. Ceilings will be flat white, trim will be semi-gloss white, and walls will be owner's choice of color. Include any closets.<br>Include 3rd floor. Include two tone paint on dining room walls. Encapsulate existing trim where necessary with Michigan approved encapsulant. | 1,758.00 | SF    | _____      | _____       |
| <b>Trade: 20</b> | <b>Floor Coverings</b>   |          |       |            |             |
| <b>5930</b>      | <b>UNDERLAY &amp; VINYL SHEET GOODS</b><br>Install 1/4" underlayment, using 7d screw shank or cement coated nails, or narrow crown staples, 6" on center allowing a 1/4" gap at wall. Install 070" thick, backed vinyl sheet goods w/ minimum seams, per manufact. recommendations. Caulk edges of vinyl w/clear silicone caulk to create positive seal. Install metal edge strips in openings & shoe molding. \$15 material allowance for vinyl.<br>Kitchen, 1/2 bath, Main Bath, Front Entrance, Back Foyer  | 324.00   | SF    | _____      | _____       |
| <b>Trade: 23</b> | <b>Electric</b>  |          |       |            |             |
| <b>7560</b>      | <b>RECEPTACLE REPLACE</b><br>Replace receptacle with white duplex, grounded, receptacles and plastic cover plate.<br>Replace all outlets throughout the house  | 1.00     | AL    | _____      | _____       |
| <b>7675</b>      | <b>SWITCH REPLACE</b><br>Replace light switch with white, single pole, toggle switch and cover plate.<br>Replace all throughout the house  | 1.00     | AL    | _____      | _____       |

Location: 2 - Interior

Approx. Wall SF: 1,344

Ceiling/Floor SF: 1,568

| Spec #           | Spec  | Quantity               | Units | Unit Price | Total Price |
|------------------|---|------------------------|-------|------------|-------------|
| <b>Trade: 23</b> | <b>Electric</b>   |                        |       |            |             |
| 7780             | <b>ALL LIGHT BULBS SHOULD HIGH EFFICIENCY</b><br>Light bulbs for all lights should be compact flourescent or approved high efficiency bulbs.  | 1.00                   | AL    | _____      | _____       |
| 7805             | <b>SMOKE DETECTOR--BATTERY POWERED</b><br>Install a UL approved, ceiling mounted, battery powered smoke and fire detector and battery. Must have 5 year Lithium-ion battery<br>One in each bedroom (4). One on each floor (4) | 8.00                   | EA    | _____      | _____       |
| 8045             | <b>DOORBELL SYSTEM</b><br>Install a wireless doorbell system containing a buzzer and two door buttons.  | 1.00                   | EA    | _____      | _____       |
| <b>Bidder:</b>   | _____   | <b>Location Total:</b> |       | _____      | _____       |

Location: 3 - Kitchen

Approx. Wall SF: 518

Ceiling/Floor SF: 207

| Spec #           | Spec  | Quantity | Units | Unit Price | Total Price |
|------------------|---|----------|-------|------------|-------------|
| <b>Trade: 5</b>  | <b>Demolition &amp; Disposal</b>  |          |       |            |             |
| 710              | <b>FRAMING IN KITCHEN</b><br>Remove soffit above cabinets.<br>Rebuild pantry by basement entrance. Install new door if necessary.<br>Remove wall around 1/2 Bath.<br>Leave built in shelves by stairway and repair as necessary.  | 1.00     | RM    | _____      | _____       |
| <b>Trade: 10</b> | <b>Carpentry</b>  |          |       |            |             |
| 2406             | <b>BASEBOARD--COLONIAL 6 1/4"</b><br>Install finger jointed (or MDF) 6-1/4" colonial base with finish nails of sufficient length to penetrate framing 1". Mitre all lap joints, and break all lap joints over framing.  | 25.00    | LF    | _____      | _____       |
| 3715             | <b>CABINET--WOOD BASE</b><br>Replace base cabinets. Install base cabinet with doors of solid oak or maple. Cabinet will have solid oak or maple stiles, 1/2" veneered plywood sides and metal or plastic corner bracing. Drawers shall be made of wood or composition material. Cabinets will have pulls or knobs and will match the finish on the faucet.<br><br>Cabinets will be Kountry Wood Products, Harmony line - Bristol Maple (Or approved equivalent)<br>Available from Starline Kitchen and Bath | 18.00    | LF    | _____      | _____       |
| 3725             | <b>CABINET--WOOD WALL</b><br>Replace wall cabinets. Field measure and screw to studs, level and plumb, kitchen wall cabinet. Door to be solid wood. Frame to have solid wood stiles, 1/2" plywood sides, metal or plastic corner bracing. Cabinets will have pulls or knobs and will match the finish on the faucet.  | 25.00    | LF    | _____      | _____       |

Location: 3 - Kitchen

Approx. Wall SF: 518

Ceiling/Floor SF: 207

| Spec #                                      | Spec  | Quantity | Units | Unit Price | Total Price |
|---|---|----------|-------|------------|-------------|
| <b>Trade: 10      Carpentry</b>             |   |          |       |            |             |
| Available at Starline Kitchen and Bath      |   |          |       |            |             |
| 3750  | <b>COUNTER TOP--PLASTIC LAMINATE</b><br>Dispose of counter top. Field measure and manufacture a plastic laminate counter top, glued to particle board designed for this purpose. Provide cutout for sink.<br>laminate will be Nevamar brand Rare Earth Slate - SL6003 T or approved Equivalent.<br>(Available from Arrow Laminate)  | 22.00    | LF    | _____      | _____       |
| <b>Trade: 17      Drywall &amp; Plaster</b> |   |          |       |            |             |
| 5270  | <b>DRYWALL--1/2"</b><br>Hang, tape and 3 coat finish 1/2" drywall. Screw or nail 8" on center. Run boards with long dimension horizontal. Wet sand ready for paint.<br><br>Laminate over walls and ceiling in kitchen. Include archway to dining room. (use drywall and corner bead - eliminate wood trim)  | 560.00   | SF    | _____      | _____       |
| <b>Trade: 22      Plumbing</b>              |   |          |       |            |             |
| 6835  | <b>SINK--DOUBLE BOWL COMPLETE--GCI</b><br>Install a 22 gauge 33" x 22" x 8" double bowl, stainless steel, self rimming kitchen sink including a Delta "Cicera" single handle faucet - model #468-SSSD-DST - brushed stainless finish (or approved equivalent), grease trap, supply lines, full port ball type shut-off valves & escutcheon plates on all supply & drain lines. NOTE: All copper is to be soldered & all PVC fittings glued. | 1.00     | EA    | _____      | _____       |
| <b>Trade: 23      Electric</b>              |   |          |       |            |             |
| 7575  | <b>20 AMP CIRCUIT--RECEPTACLE</b><br>Install 20 amp, duplex receptacle with a matching plastic cover plate on a separate circuit with an individual over protection device. Fish wire and repair all tear out.<br><br>Add 3 outlets to backsplash on East wall of kitchen. Make sure they are GFCI protected  | 3.00     | EA    | _____      | _____       |
| 7583  | <b>GFCI DEVICE</b><br>Replace receptacle with a surfaced mounted ground fault circuit interrupt receptacle.<br><br>Outlet by sink.  | 1.00     | EA    | _____      | _____       |
| 7730  | <b>LIGHT FIXTURE--REPLACE</b><br>Replace a ceiling mounted, 2 bulb, UL approved, incandescent light fixture with shade and lamps. \$30 allowance for fixture.<br><br>Sink light and both overhead lights. Install new light box for sink light after removing soffits.  | 3.00     | EA    | _____      | _____       |
| 7840  | <b>INSTALL RANGE HOOD--RECIRCULATING</b>  | 1.00     | EA    | _____      | _____       |

## Location: 3 - Kitchen

Approx. Wall SF: 518

Ceiling/Floor SF: 207

| Spec # | Spec | Quantity | Units | Unit Price | Total Price |
|--------|------|----------|-------|------------|-------------|
|--------|------|----------|-------|------------|-------------|

## Trade: 23 Electric

Install a 30", recirculating, white, enameled metal range hood with light, charcoal filter, and washable grease filter (\$40 allowance). Use #14 romex and connect to junction box. Include any repairs to drywall.

|      |   |      |    |       |       |
|------|---|------|----|-------|-------|
| 7845 | <b>GARBAGE DISPOSAL AND CIRCUIT</b>   | 1.00 | EA | _____ | _____ |
|      | Mount a 1/2 horsepower garbage disposal with a stainless steel chamber under sink and connect to waste line. Install an ivory toggle switch on wall adjacent sink and power wiring on independent 15 amp circuit. Fish wire and patch all tear out. |      |    |       |       |

## Trade: 25 Appliances

|      |  |      |    |       |       |
|------|--|------|----|-------|-------|
| 8491 | <b>DISHWASHER--2 CYCLE--GCI</b>  | 1.00 | EA | _____ | _____ |
|      | Provide and install a 24" white, 2 cycle, built- in Energy Star® labeled dishwasher including all alterations and connections to plumbing and electric system. Whirlpool #: 267844 Model: DU811SWPU - or - GE Model GSD1300NWW or approved equivalent. |      |    |       |       |

Bidder: \_\_\_\_\_

Location Total: \_\_\_\_\_

## Location: 4 - Back Foyer

Approx. Wall SF: 208

Ceiling/Floor SF: 42

| Spec # | Spec | Quantity | Units | Unit Price | Total Price |
|--------|------|----------|-------|------------|-------------|
|--------|------|----------|-------|------------|-------------|

## Trade: 10 Carpentry

|      |   |       |    |       |       |
|------|---|-------|----|-------|-------|
| 3560 | <b>PORCH--REBUILD</b>   | 28.00 | SF | _____ | _____ |
|      | Remove deteriorated porch. Use existing foundation and rebuild back foyer area. Match existing width and bring out 7' from house. Frame for 36" exterior door and frame coat closet across the South Wall (include 36" bifold). Install base and casing as needed in back foyer. Use 3/4" OSB for sub floor. Frame walls with 2"x4" and sheet with 1/2" OSB, and wrap with Tyvek house wrap or approved equivalent. Exterior of back foyer will be 6" "Pawlonia" wood siding or approved equivalent. Repair roof structure with rafters, and 1/2" decking as needed (extend roof over foyer in one run - eliminate step down section). Soffit and fascia should match existing. Structural lumber shall be preservative treated. Include 1 interior outlet and 1 exterior GFCI protected outlet. See drawing. Use lead safe practices. See lead Report. |       |    |       |       |

## Trade: 17 Drywall &amp; Plaster

|      |   |        |    |       |       |
|------|---|--------|----|-------|-------|
| 5270 | <b>DRYWALL--1/2"</b>  | 250.00 | SF | _____ | _____ |
|      | Hang, tape and 3 coat finish 1/2" drywall. Screw or nail 8" on center. Run boards with long dimension horizontal. Wet sand ready for paint. Laminate drywall to walls and ceiling |        |    |       |       |

**Location: 4 - Back Foyer**

Approx. Wall SF: 208

Ceiling/Floor SF: 42

| Spec #           | Spec   | Quantity | Units | Unit Price | Total Price |
|------------------|--|----------|-------|------------|-------------|
| <b>Trade: 23</b> | <b>Electric</b>  |          |       |            |             |
| 7740             | <b>LIGHT FIXTURE AND SWITCH</b><br>Install a ceiling mounted, UL approved, 2 bulb light fixture (\$30 material allowance) controlled by an ivory switch with a metal cover located at the strike side of the door. Fish wire and repair all tear out.<br>Add to center of ceiling. | 1.00     | EA    | _____      | _____       |

Bidder: \_\_\_\_\_

Location Total: \_\_\_\_\_

**Location: 5 - Dining Room**

Approx. Wall SF: 495

Ceiling/Floor SF: 188

| Spec #           | Spec  | Quantity | Units | Unit Price | Total Price |
|------------------|---|----------|-------|------------|-------------|
| <b>Trade: 10</b> | <b>Carpentry</b>  |          |       |            |             |
| 2795             | <b>WINDOW REPAIR &amp; REPLACE STORMS</b><br>Repair window without replacing sash. Replace broken and cracked glass with similar glass. Remove loose caning and re-cane.<br>Repair all four windows in dining room as necessary using historic preservation guidelines. Replace old storms with new custom sized, single pane, removeable storm windows.<br>Clean windows prior to installing storms. | 4.00     | EA    | _____      | _____       |
| 3260             | <b>REWORK INTERIOR DOOR</b><br>Repair pocket doors. Adjust door to operate properly. If doors rub carpeting, trim bottom of door to clear carpeting. Using Murphey's oil soap or other appropriate wood cleaner, clean doors. Adjust tracks and lubricate to insure proper operation.   | 1.00     | EA    | _____      | _____       |

**Trade: 17 Drywall & Plaster**

|      |  |        |    |       |       |
|------|--|--------|----|-------|-------|
| 5270 | <b>DRYWALL--1/2"</b><br>Hang, tape and 3 coat finish 1/2" drywall. Screw or nail 8" on center. Run boards with long dimension horizontal. Wet sand ready for paint.<br>Laminate ceiling and upper portion of walls down to plate ledge. Patch holes in lower section as necessary. Remove cove trim. Use lead safe practices. See lead Report. | 300.00 | SF | _____ | _____ |
|------|--|--------|----|-------|-------|

**Trade: 23 Electric**

|      |  |      |    |       |       |
|------|--|------|----|-------|-------|
| 7730 | <b>LIGHT FIXTURE--REPLACE</b><br>Replace a ceiling mounted, 2 bulb, UL approved, incandescent light fixture with shade and lamps. \$150 allowance for fixture. | 1.00 | EA | _____ | _____ |
|------|--|------|----|-------|-------|

Bidder: \_\_\_\_\_

Location Total: \_\_\_\_\_

**Location: 6 - Living Room**

Approx. Wall SF: 572

Ceiling/Floor SF: 250

| Spec # | Spec | Quantity | Units | Unit Price | Total Price |
|--------|------|----------|-------|------------|-------------|
|--------|------|----------|-------|------------|-------------|

**Location: 6 - Living Room**

Approx. Wall SF: 572

Ceiling/Floor SF: 250

| Spec # | Spec | Quantity | Units | Unit Price | Total Price |
|--------|------|----------|-------|------------|-------------|
|--------|------|----------|-------|------------|-------------|

**Trade: 7 Masonry**

|      |  |      |    |       |       |
|------|--|------|----|-------|-------|
| 1410 | <b>FIREPLACE REPAIR</b><br>Clean fireplace. Check flue and damper for damage and proper operation. Provide list of repairs if necessary. | 1.00 | EA | _____ | _____ |
|------|--|------|----|-------|-------|

**Trade: 17 Drywall & Plaster**

|      |   |      |    |       |       |
|------|---|------|----|-------|-------|
| 5270 | <b>DRYWALL--1/2"</b><br>Hang, tape and 3 coat finish 1/2" drywall. Screw or nail 8" on center. Run boards with long dimension horizontal. Wet sand ready for paint.<br><br>Laminate walls and ceiling in living room. Remove cove trim. Use lead safe practices. See lead Report. | 1.00 | SF | _____ | _____ |
|------|---|------|----|-------|-------|

Bidder: \_\_\_\_\_

**Location Total:** \_\_\_\_\_**Location: 7 - Front Foyer**

Approx. Wall SF: 364

Ceiling/Floor SF: 101

| Spec # | Spec | Quantity | Units | Unit Price | Total Price |
|--------|------|----------|-------|------------|-------------|
|--------|------|----------|-------|------------|-------------|

**Trade: 10 Carpentry**

|      |   |      |    |       |       |
|------|---|------|----|-------|-------|
| 3260 | <b>REWORK DOOR</b><br>Rehang door. Adjust door and lockset to operate properly. If door rubs floor, trim bottom of door to clear. Clean and recoat with 2 coats of clear polyurethane.<br>Replace missing trim piece and stain to match.<br>Door from front entry to foyer.<br>Chemically strip door jamb and restain to match existing door. Use lead safe practices. See lead Report. | 2.00 | EA | _____ | _____ |
|------|---|------|----|-------|-------|

|      |   |      |    |       |       |
|------|---|------|----|-------|-------|
| 4160 | <b>CLOSET--FRAME NEW CLOSET IN FOYER</b><br>Construct a 36" deep by 4' wide closet in front foyer along South wall facing North. Hang, tape and 3 coat finish 1/2" gypsum to both sides of the 2"x 4" framing. Frame for a 30" pre-hung door. Install a 1"x 12" plywood shelf, 1-3/8" hanger rod and 1"x 4" interior base. Match exterior base to room. Prep and prime ready to paint.<br>See Drawing.<br>Include drywall in front entry walls and ceiling. Use lead safe practices. See lead Report. | 1.00 | EA | _____ | _____ |
|------|---|------|----|-------|-------|

**Trade: 19 Paint & Wallpaper**

|      |   |      |    |       |       |
|------|---|------|----|-------|-------|
| 5465 | <b>REPR CRACKS/HOLES FOR PAINT</b><br>Repair all cracks with drywall tape and compound. Fill holes with spackle or drywall compound. Feather edges and wet sand. Spot prime all unpainted surfaces with alkyd primer. | 1.00 | RM | _____ | _____ |
|------|---|------|----|-------|-------|

**Trade: 23 Electric**

|      |   |      |    |       |       |
|------|---|------|----|-------|-------|
| 7730 | <b>LIGHT FIXTURE--REPLACE</b><br>Replace both lights in foyer, the overhead light with a 2 bulb, UL approved, incandescent light fixture with shade and lamps (\$30 | 2.00 | EA | _____ | _____ |
|------|---|------|----|-------|-------|

## Location: 7 - Front Foyer

Approx. Wall SF: 364

Ceiling/Floor SF: 101

| Spec # | Spec | Quantity | Units | Unit Price | Total Price |
|--------|------|----------|-------|------------|-------------|
|--------|------|----------|-------|------------|-------------|

Trade: 23 Electric

Bulbs will be CFL or approved high efficiency bulbs

Replace overhead light and sconce light.

Bidder: \_\_\_\_\_

Location Total: \_\_\_\_\_

## Location: 8 - 1/2 Bath

Approx. Wall SF: 234

Ceiling/Floor SF: 40

| Spec # | Spec | Quantity | Units | Unit Price | Total Price |
|--------|------|----------|-------|------------|-------------|
|--------|------|----------|-------|------------|-------------|

Trade: 5 Demolition &amp; Disposal

|     |   |      |    |       |       |
|-----|---|------|----|-------|-------|
| 710 | <b>FRAMING</b><br>Remove partition wall between foyer closet and front entrance, including plaster/drywall, lath, framing members, fixtures, wiring, and mechanical runs. Dispose of in code legal dump. Frame wall by front door as close to trim as possible. See drawing | 1.00 | RM | _____ | _____ |
|-----|---|------|----|-------|-------|

|     |   |      |    |       |       |
|-----|---|------|----|-------|-------|
| 735 | <b>DEMOLISH BATHROOM</b><br>Remove drywall on walls to studs. Remove all nails and prepare for new drywall<br>Use lead safe practices. See lead Report. | 1.00 | EA | _____ | _____ |
|-----|---|------|----|-------|-------|

Trade: 10 Carpentry

|      |  |       |    |       |       |
|------|--|-------|----|-------|-------|
| 2406 | <b>BASEBOARD--COLONIAL 3 1/4"</b><br>Install finger jointed (or MDF) 3-1/4" colonial base with finish nails of sufficient length to penetrate framing 1". Mitre all lap joints, and break all lap joints over framing. | 16.00 | LF | _____ | _____ |
|------|--|-------|----|-------|-------|

|      |   |      |    |       |       |
|------|---|------|----|-------|-------|
| 3810 | <b>TOWEL BAR</b><br>Install a 16" chrome plated steel towel bar, screwed securely to studs. | 1.00 | EA | _____ | _____ |
|------|---|------|----|-------|-------|

|      |   |      |    |       |       |
|------|---|------|----|-------|-------|
| 3830 | <b>MEDICINE CABINET--RECESSED</b><br>Install a 16"x22" recessed cabinet with hinged plate glass mirror and two shelves. | 1.00 | EA | _____ | _____ |
|------|---|------|----|-------|-------|

|      |   |      |    |       |       |
|------|---|------|----|-------|-------|
| 3832 | <b>BATH MIRROR</b><br>Install beveled edge mirror sized at the width of vanity by 36" high. | 1.00 | SF | _____ | _____ |
|------|---|------|----|-------|-------|

Trade: 17 Drywall &amp; Plaster

|      |  |        |    |       |       |
|------|--|--------|----|-------|-------|
| 5280 | <b>DRYWALL</b><br>Hang, tape and 3 coat finish 1/2" drywall. Screw or nail 8" on center. Wet sand ready for paint.<br>Drywall bathroom complete. | 250.00 | SF | _____ | _____ |
|------|--|--------|----|-------|-------|

Trade: 22 Plumbing

Location: 8 - 1/2 Bath

Approx. Wall SF: 234

Ceiling/Floor SF: 40

| Spec #           | Spec  | Quantity | Units | Unit Price | Total Price |
|------------------|---|----------|-------|------------|-------------|
| <b>Trade: 22</b> | <b>Plumbing</b>   |          |       |            |             |
| 6901             | <b>VANITY--30" COMPLETE</b><br>Install a 30" vanity complete with plywood cabinet, cultured marble top, Delta, single handle brushed stainless steel finish (like model #B510LF-SS or approved equivalent), supply risers, shut-off valves and all required waste connectors to complete the installation.<br>Install supply lines and waste to new location. See drawing. Cabinets will have pulls or knobs and will match the finish on the faucet.<br>Cabinets will be Kountry Wood Products Harmony Line - Bristol Maple (Or approved Equivalent)   | 1.00     | EA    | _____      | _____       |
| 7010             | <b>COMMODE--REPLACE--1.6 GPF--GCI</b><br>Install a 2 piece, close coupled, white, vitreous china, commode with a maximum water usage per flush of 1.6 Gallons. Include plastic or pressed wood white seat, supply pipe, shut-off valve, flap valve and wax seal.<br>Toilet should be Mansfield Model 135 elongated bowl (or approved equivalent)<br>Install supply lines and waste to new location. See drawing.  | 1.00     | EA    | _____      | _____       |
| <b>Trade: 23</b> | <b>Electric</b>   |          |       |            |             |
| 7590             | <b>RECEPTACLE--GFCI BATH</b><br>Install a flush mounted, ground fault circuit interrupted duplex receptacle adjacent to lavatory using copper romex. Fish wire and repair all tear out.   | 1.00     | EA    | _____      | _____       |
| 7740             | <b>LIGHT FIXTURE AND SWITCH</b><br>Install a wall mounted, UL approved, 4 bulb light fixture (\$75 material allowance) controlled by an switch with a cover located at the strike side of the door. Fish wire and repair all tear out. Owner will pick fixture.<br>Install over mirror and vanity.<br>Bulbs should be CFL or approved high efficiency bulb.<br>Install wall mount light above medicine cabinet on East wall of bathroom.  | 1.00     | EA    | _____      | _____       |
| 7818             | <b>INSTALL BATH LIGHT, VENT</b><br>Install a an Energy Star approved ceiling mounted Fan/Light fixture rated for a min 100 watts w/ an exterior ducted vent fan capable of min. 80 CFM operating at 2.5 Sone or less, vented w/ damper to exterior such as NuTone QTREN080FLT. Switch fan & light using a single switch. Install 4" metal duct and vent to the exterior ideally through a wall or gable end using a 4" hooded vent with damper. All duct seams shall be sealed with duct mastic. Insulate the ductwork with vinyl or foil faced R 6 minimum duct insulation. Repair any damage to the ceiling installation and air seal fan/light assembly to the ceiling with low VOC caulk. | 1.00     | EA    | _____      | _____       |

Bidder: \_\_\_\_\_

Location Total: \_\_\_\_\_

Location: 9 - Staircase

Approx. Wall SF: 324

Ceiling/Floor SF: 45

**Location: 9 - Staircase**

Approx. Wall SF: 324

Ceiling/Floor SF: 45

| Spec #                                 | Spec  | Quantity | Units | Unit Price | Total Price |
|--|---|----------|-------|------------|-------------|
| <b>Trade: 10 Carpentry</b>             |   |          |       |            |             |
| 2795                                   | <b>BAY REPAIR</b><br>Replace studs and framing as necessary to repair fire damage.<br>Insulate and replace exterior sheeting. Prepare for siding.   | 1.00     | RM    | _____      | _____       |
| <b>Trade: 17 Drywall &amp; Plaster</b> |   |          |       |            |             |
| 5210                                   | <b>DRYWALL--PATCH</b><br>Cut back defective gypsum to expose half of the studs on each side of the hole. Cut and tightly fit drywall patch. Glue and nail or screw patch. Apply tape and 3 coats of compound feathered out at least 8". Wet sand ready for paint.<br>Patch where necessary to repair fire damage. | 25.00    | SF    | _____      | _____       |
| <b>Trade: 23 Electric</b>              |   |          |       |            |             |
| 7730                                   | <b>LIGHT FIXTURE--REPLACE</b><br>Replace a ceiling mounted, 2 bulb, UL approved, incandescent light fixture with shade and lamps. \$50 allowance for fixture. Owner will pick fixture.<br>Bulbs should be CFL or approved high efficiency bulb.   | 1.00     | EA    | _____      | _____       |

Bidder: \_\_\_\_\_

Location Total: \_\_\_\_\_

**Location: 10 - Upstairs Common Area**

Approx. Wall SF: 256

Ceiling/Floor SF: 64

| Spec #                                 | Spec   | Quantity | Units | Unit Price | Total Price |
|--|--|----------|-------|------------|-------------|
| <b>Trade: 10 Carpentry</b>             |  |          |       |            |             |
| 4015                                   | <b>CLOSET SHELF</b><br>Install 1"x 12" closet shelf of #2 grade pine or B/C plywood, from wall to wall, supported on three sides by hook strip. If more than 4' span, use center support bracket. If plywood, fill all cracks, holes and front edge cuts with putty, and sand smooth.<br>Remove built in unit and replace with 5 shelves.<br>Use lead safe practices. See lead Report. | 15.00    | LF    | _____      | _____       |
| <b>Trade: 17 Drywall &amp; Plaster</b> |  |          |       |            |             |
| 5270                                   | <b>DRYWALL--1/2"</b><br>Hang, tape and 3 coat finish 1/2" drywall. Screw or nail 8" on center. Run boards with long dimension horizontal. Wet sand ready for paint.<br>Laminate drywall in ceiling (include bay area on main floor) .<br>Patch holes in walls as necessary.<br>Use lead safe practices. See lead Report.   | 100.00   | SF    | _____      | _____       |
| <b>Trade: 23 Electric</b>              |  |          |       |            |             |
| 7730                                   | <b>LIGHT FIXTURE--REPLACE</b><br>Replace a ceiling mounted, 2 bulb, UL approved, incandescent light fixture with shade and lamps. \$50 allowance for fixture.  | 1.00     | EA    | _____      | _____       |

Address: 407 W Fifth Street Court

Unit: Unit 01

Location: 10 - Upstairs Common Area

Approx. Wall SF: 256

Ceiling/Floor SF: 64

| Spec # | Spec | Quantity | Units | Unit Price | Total Price |
|--------|------|----------|-------|------------|-------------|
|--------|------|----------|-------|------------|-------------|

Trade: 23 Electric

Bulbs should be CFL or approved high efficiency bulb.

Bidder: \_\_\_\_\_

Location Total: \_\_\_\_\_

Location: 11 - N.W. Bedroom

Approx. Wall SF: 419

Ceiling/Floor SF: 170

| Spec # | Spec | Quantity | Units | Unit Price | Total Price |
|--------|------|----------|-------|------------|-------------|
|--------|------|----------|-------|------------|-------------|

Trade: 5 Demolition & Disposal

|     |                         |      |    |       |       |
|-----|-------------------------|------|----|-------|-------|
| 707 | <b>DEMO BOOKSHELVES</b> | 1.00 | RM | _____ | _____ |
|-----|-------------------------|------|----|-------|-------|

Remove built in shelves by withdrawing fasteners to minimize wall damage. Remove debris from site and haul to a legal landfill. Vacuum wall and floor surfaces.  
Repair or replace base trim as necessary.

Trade: 23 Electric

|      |   |      |    |       |       |
|------|---|------|----|-------|-------|
| 8017 | <b>ENERGY STAR CEILING FAN LIGHT FIXTURE--GCI</b> | 1.00 | EA | _____ | _____ |
|------|---|------|----|-------|-------|

Install an ENERGY STAR® approved 42- 52 inch white ceiling fan switched at the room entrance. Include fan mounting box if necessary.  
Bulbs should be CFL or approved high efficiency bulb.

Bidder: \_\_\_\_\_

Location Total: \_\_\_\_\_

Location: 12 - N.E. Bedroom

Approx. Wall SF: 419

Ceiling/Floor SF: 170

| Spec # | Spec | Quantity | Units | Unit Price | Total Price |
|--------|------|----------|-------|------------|-------------|
|--------|------|----------|-------|------------|-------------|

Trade: 10 Carpentry

|      |                    |      |    |       |       |
|------|--------------------|------|----|-------|-------|
| 4010 | <b>CLOSET POLE</b> | 1.00 | EA | _____ | _____ |
|------|--------------------|------|----|-------|-------|

Field measure and install 1-1/2" diameter wood closet pole and sockets.

Trade: 23 Electric

|      |   |      |    |       |       |
|------|---|------|----|-------|-------|
| 8017 | <b>ENERGY STAR CEILING FAN LIGHT FIXTURE--GCI</b> | 1.00 | EA | _____ | _____ |
|------|---|------|----|-------|-------|

Install an ENERGY STAR® approved 42- 52 inch white ceiling fan switched at the room entrance. Include fan mounting box if necessary.  
Bulbs should be CFL or approved high efficiency bulb.

Bidder: \_\_\_\_\_

Location Total: \_\_\_\_\_

Location: 13 - S.W. Bedroom

Approx. Wall SF: 348

Ceiling/Floor SF: 118

| Spec # | Spec | Quantity | Units | Unit Price | Total Price |
|--------|------|----------|-------|------------|-------------|
|--------|------|----------|-------|------------|-------------|

## Location: 13 - S.W. Bedroom

Approx. Wall SF: 348

Ceiling/Floor SF: 118

| Spec #                    | Spec   | Quantity | Units | Unit Price                   | Total Price |
|---------------------------|--|----------|-------|------------------------------|-------------|
| <b>Trade: 23 Electric</b> |  |          |       |                              |             |
| 8017                      | <b>ENERGY STAR CEILING FAN LIGHT FIXTURE--GCI</b><br>Install an ENERGY STAR® approved 42- 52 inch white ceiling fan switched at the room entrance. Include fan mounting box if necessary.<br>Bulbs should be CFL or approved high efficiency bulb. | 1.00     | EA    | _____                        | _____       |
| <b>Bidder:</b> _____      |  |          |       | <b>Location Total:</b> _____ |             |

## Location: 14 - S.E. Bedroom

Approx. Wall SF: 340

Ceiling/Floor SF: 112

| Spec #                     | Spec  | Quantity | Units | Unit Price                   | Total Price |
|----------------------------|---|----------|-------|------------------------------|-------------|
| <b>Trade: 10 Carpentry</b> |   |          |       |                              |             |
| 4010                       | <b>CLOSET POLE</b><br>Field measure and install 1-1/2" diameter wood closet pole and sockets.   | 1.00     | EA    | _____                        | _____       |
| 4015                       | <b>CLOSET SHELF</b><br>Install 1"x 12" closet shelf of #2 grade pine or B/C plywood, from wall to wall, supported on three sides by hook strip. If more than 4' span, use center support bracket. If plywood, fill all cracks, holes and front edge cuts with putty, and sand smooth. | 1.00     | LF    | _____                        | _____       |
| <b>Trade: 23 Electric</b>  |   |          |       |                              |             |
| 8017                       | <b>ENERGY STAR CEILING FAN LIGHT FIXTURE--GCI</b><br>Install an ENERGY STAR® approved 42- 52 inch white ceiling fan switched at the room entrance. Include fan mounting box if necessary.<br>Bulbs should be CFL or approved high efficiency bulb.                                    | 1.00     | EA    | _____                        | _____       |
| <b>Bidder:</b> _____       |   |          |       | <b>Location Total:</b> _____ |             |

## Location: 15 - Bathroom

Approx. Wall SF: 237

Ceiling/Floor SF: 54

| Spec #                                    | Spec   | Quantity | Units | Unit Price | Total Price |
|---|--|----------|-------|------------|-------------|
| <b>Trade: 5 Demolition &amp; Disposal</b> |  |          |       |            |             |
| 735                                       | <b>DEMOLISH BATHROOM</b><br>Remove all bath fixtures. Remove drywall on walls to studs.<br>Remove all nails and prepare for new drywall  | 1.00     | EA    | _____      | _____       |
| <b>Trade: 10 Carpentry</b>                |  |          |       |            |             |
| 2406                                      | <b>BASEBOARD--COLONIAL 3 1/4"</b><br>Install finger jointed (or MDF) 3-1/4" colonial base with finish nails of sufficient length to penetrate framing 1". Mitre all lap joints, and break all lap joints over framing. | 20.00    | LF    | _____      | _____       |
| 3820                                      | <b>TOWEL SET-- 3-PIECE CHROME</b><br>Install a chrome plated steel bath set comprised of a tub soap  | 1.00     | EA    | _____      | _____       |

Location: 15 - Bathroom

Approx. Wall SF: 237

Ceiling/Floor SF: 54

| Spec #           | Spec  | Quantity | Units | Unit Price | Total Price |
|------------------|---|----------|-------|------------|-------------|
| <b>Trade: 10</b> | <b>Carpentry</b>  |          |       |            |             |
|                  | dish, 24" towel bar and toilet paper holder.  |          |       |            |             |
| <b>3830</b>      | <b>MEDICINE CABINET--RECESSED</b><br>Install a 16"x22" recessed cabinet with hinged plate glass mirror and two shelves.   | 1.00     | EA    | _____      | _____       |
| <b>4150</b>      | <b>TUB END WALL</b><br>Frame a 2"x 4", 30" wide partition at tub end for full ceiling height. Provide blocking for a showerhead fitting and a 2'x 2' access panel. Hang water resistant drywall, tape and finish with 3 coats of compound. Use metal corner bead around access panel opening. Make stops for access panel and use 4 round-headed screws to install panel of 1/2" BCX plywood with smooth, sanded edges.   | 1.00     | EA    | _____      | _____       |
| <b>Trade: 17</b> | <b>Drywall &amp; Plaster</b>  |          |       |            |             |
| <b>5245</b>      | <b>DRYWALL-- WATER RESIST</b><br>Hang 1/2" water resistant drywall over existing surface with screws 8" on center and 3/8" adhesive beads 16" on center. Tape, 3 coat finish, and sand ready for paint.   | 300.00   | SF    | _____      | _____       |
| <b>Trade: 22</b> | <b>Plumbing</b>   |          |       |            |             |
| <b>6901</b>      | <b>VANITY--30" COMPLETE</b><br>Install a 30" vanity complete with plywood cabinet, cultured marble top, Delta, single handle brushed stainless steel finish (like model #B510LF-SS or approved equivalent), supply risers, shut-off valves and all required waste connectors to complete the installation.<br>Cabinets will have pulls or knobs and will match the finish on the faucet.<br>Cabinets will be Kountry Wood Products Harmony Line - Bristol Maple (Or approved Equivalent)<br>Move plumbing to new location, see drawing. | 1.00     | EA    | _____      | _____       |
| <b>6958</b>      | <b>BATHTUB/SHOWER--5' FIBERGLASS--Sterling</b><br>Install a 5', 4 piece, Kohler Sterling™, 60" x 30" x 72" - Complete Unit - fiberglass tub and shower unit complete with pop up drain and overflow, PVC waste, single lever shower diverter, shower rod and Delta Faucet "Monitor" Model 1343 tub/shower faucet - Model #BT14496 - SS (or approved equivalent).<br>Move plumbing to new location, see drawing.   | 1.00     | EA    | _____      | _____       |
| <b>7010</b>      | <b>COMMODO--REPLACE--1.6 GPF--GCI</b><br>Install a 2 piece, close coupled, white, vitreous china, commode with a maximum water usage per flush of 1.6 Gallons. Include plastic or pressed wood white seat, supply pipe, shut-off valve, flap valve and wax seal.<br>Toilet should be Mansfield Model 135 elongated bowl (or approved equivalent)<br>Move plubing to new location by window, see drawing.  | 1.00     | EA    | _____      | _____       |

**Location: 15 - Bathroom**

Approx. Wall SF: 237

Ceiling/Floor SF: 54

| Spec #           | Spec  | Quantity | Units | Unit Price | Total Price |
|------------------|---|----------|-------|------------|-------------|
| <b>Trade: 23</b> | <b>Electric</b>   |          |       |            |             |
| 7583             | <b>GFCI DEVICE</b><br>Replace receptacle with a surfaced mounted ground fault circuit interrupt receptacle.   | 1.00     | EA    | _____      | _____       |
| 7753             | <b>REPLACE WALL FIXTURE</b><br>Replace fixture with a wall mounted 4 bulb fixture. Ensure proper operation with existing switch. \$50 fixture allowance, Owner will pick fixture.<br>Bulbs should be CFL or approved high efficiency bulb.  | 1.00     | EA    | _____      | _____       |
| 7818             | <b>INSTALL BATH LIGHT, VENT</b><br>Install a an Energy Star approved ceiling mounted Fan/Light fixture rated for a min 100 watts w/ an exterior ducted vent fan capable of min. 80 CFM operating at 2.5 Sone or less, vented w/ damper to exterior such as NuTone QTREN080FLT. Switch fan & light using a single switch. Install 4" metal duct and vent to the exterior ideally through a wall or gable end using a 4" hooded vent with damper. All duct seams shall be sealed with duct mastic. Insulate the ductwork with vinyl or foil faced R 6 minimum duct insulation. Repair any damage to the ceiling installation and air seal fan/light assembly to the ceiling with low VOC caulk. | 1.00     | EA    | _____      | _____       |

Bidder: \_\_\_\_\_

Location Total: \_\_\_\_\_

**Location: 16 - Attic**

Approx. Wall SF: 1,120

Ceiling/Floor SF: 784

| Spec #           | Spec   | Quantity | Units | Unit Price | Total Price |
|------------------|--|----------|-------|------------|-------------|
| <b>Trade: 5</b>  | <b>Demolition &amp; Disposal</b>   |          |       |            |             |
| 705              | <b>DEMO CEILING</b><br>Remove paneling and framing from ceiling. Vacuum room prior to completing additional tasks.   | 1.00     | RM    | _____      | _____       |
| <b>Trade: 10</b> | <b>Carpentry</b>   |          |       |            |             |
| 2245             | <b>FRAMING</b><br>Install 2"x8" joists in ceiling 16" on center. Frame West wall using 2" x 4" . Remove closets on North side. Install furring strips (or z bars) on East wall (prepare for 1" foam board). Prepare for drywall. | 1.00     | RM    | _____      | _____       |
| 2515             | <b>HANDRAIL BRACE</b><br>Re-attach existing handrail. Install new brass handrail braces screwed directly to stud and handrail. Prime and paint handrail to match trim.   | 4.00     | EA    | _____      | _____       |
| 3420             | <b>ATTIC ACCESS</b><br>Cut and frame an attic access hatch of 3/8" plywood. Trim with casing to match room, prime topcoat, weatherstrip with closed cell foam and insulate with 1" closed cell polystyrene.                      | 1.00     | EA    | _____      | _____       |

**Trade: 16 Conservation**

Location: 16 - Attic

Approx. Wall SF: 1,120

Ceiling/Floor SF: 784

| Spec #                        | Spec   | Quantity | Units | Unit Price | Total Price |
|-------------------------------|--|----------|-------|------------|-------------|
| <b>Trade: 16 Conservation</b> |  |          |       |            |             |
| 4905                          | <b>INSULATE WALL--R-13 BATT</b><br>Staple 3-1/2" thick, R-13, faced fiberglass roll insulation to studs per manufacturer's specifications.<br>Insulate on three walls of 3rd floor prior to drywalling. East wall will have 1" foam board (Glue to wall)   | 800.00   | SF    | _____      | _____       |
| 4935                          | <b>ATTIC R-49 CELLULOSE--GCI</b><br>Install blown- in cellulose insulation per manufacturer's specifications to R49. Maintain ventilation routes from soffit and other vents with baffles. Build curb around attic access if necessary. Insulate attic access with batt insulation.<br>Include floor of storage areas on the North and South sides | 520.00   | SF    | _____      | _____       |

**Trade: 17 Drywall & Plaster**

|      |  |          |    |       |       |
|------|--|----------|----|-------|-------|
| 5270 | <b>DRYWALL--1/2"</b><br>Hang, tape and 3 coat finish 1/2" drywall. Apply a 3/8 bead of adhesive to each framing member and screw or nail 8" on center. Run boards with long dimension horizontal. Wet sand ready for paint.<br>Install on ceiling and walls. | 1,000.00 | SF | _____ | _____ |
|------|--|----------|----|-------|-------|

**Trade: 23 Electric**

|      |  |      |    |       |       |
|------|--|------|----|-------|-------|
| 7565 | <b>RECEPTACLE--WIRE 15 AMP</b><br>Install an duplex, 15 amp receptacle and cover plate using copper romex. Fish wire and repair all tear out.<br>Install 6 outlets on 3rd floor. Space for code. Remove old boxes and cable.   | 6.00 | EA | _____ | _____ |
| 7740 | <b>LIGHT FIXTURE AND SWITCH</b><br>Install a ceiling mounted, UL approved, 2 bulb light fixture (\$30 material allowance) controlled by a switch with a cover located at the strike side of the door at the bottom of the stairs. Fish wire and repair all tear out. | 3.00 | EA | _____ | _____ |

Bidder: \_\_\_\_\_

Location Total: \_\_\_\_\_

Location: 17 - Basement

Approx. Wall SF: 896

Ceiling/Floor SF: 784

| Spec #                                    | Spec  | Quantity | Units | Unit Price | Total Price |
|---|---|----------|-------|------------|-------------|
| <b>Trade: 5 Demolition &amp; Disposal</b> |   |          |       |            |             |
| 707                                       | <b>DEMO CABINETS &amp; DOOR</b><br>Remove basement cabinets by withdrawing fasteners to minimize wall damage. Remove debris from site and haul to a legal landfill. Vacuum wall and floor surfaces.<br>Remove door from basement to workshop - leave open.<br>Remove debris from basement as well.<br>Use lead safe practices. See lead Report. | 1.00     | RM    | _____      | _____       |

Location: 17 - Basement

Approx. Wall SF: 896

Ceiling/Floor SF: 784

| Spec #                                 | Spec   | Quantity | Units | Unit Price | Total Price |
|--|--|----------|-------|------------|-------------|
| <b>Trade: 7 Masonry</b>                |  |          |       |            |             |
| 1110                                   | <b>BLOCK FOUNDATION WALL</b><br>Remove exterior door and fill in opening with an 8"x 16"x 8" thick, reinforced cement block wall with trowel cut joints, 1/2" exterior waterproof pargeting, and a solid cap block. Break up floor outside of foundation to allow water to get to drain tile. Backfill with clay after curing.   | 25.00    | SF    | _____      | _____       |
| 1185                                   | <b>GLASS BLOCK WINDOW</b><br>Replace old basement window with premade glass block unit with 6"x 6"x 4" thick glass block. At least two windows on opposite sides of room should have operable vent.  | 6.00     | EA    | _____      | _____       |
| <b>Trade: 10 Carpentry</b>             |  |          |       |            |             |
| 2520                                   | <b>HANDRAIL--REPLACE INTERIOR</b><br>Install 2" round hardwood handrail with braces screwed to studs and handrail.<br>Install handrail in stairway to kitchen.   | 1.00     | LF    | _____      | _____       |
| <b>Trade: 16 Conservation</b>          |  |          |       |            |             |
| 4995                                   | <b>INSULATE RIM JOIST--FIBERGLASS--GCI</b><br>After Air Sealing is complete, staple R19 fiberglass batts with Kraft faced backing to the interior of the rim joist at the entire perimeter of the basement and/or crawl space exterior walls. Installation to extend from the subfloor for the first floor to the top of the foundation wall. The batts will be neatly cut to fit precisely with no compression of the fiberglass fibers, and cut to fit neatly around wires, pipes and other components that interfere. | 115.00   | LF    | _____      | _____       |
| <b>Trade: 19 Paint &amp; Wallpaper</b> |  |          |       |            |             |
| 5755                                   | <b>PREP &amp; PAINT CONCRETE FLOOR</b><br>Sweep clean entire deck. Clean with TSP and rinse thoroughly. Roll out one coat of owner's choice of premixed latex floor paint per manufacturer's recommendations.  | 785.00   | SF    | _____      | _____       |
| 5760                                   | <b>PREP &amp; PAINT CONCRETE WALL</b><br>Scrape loose, peeling, cracked, blistered paint from concrete surface. Wash dirt fungus, dust from surface. Spot prime and top coat with owner's choice of premixed acrylic latex paint.  | 896.00   | SF    | _____      | _____       |
| 5795                                   | <b>SPRAY WITH BLEACH SOLUTION</b><br>Using a mixture of Bleach and water (12:1 mixture ratio). Spray walls or floor to remove stains. Use appropriate ventilation and respirators.   | 785.00   | SF    | _____      | _____       |
| <b>Trade: 21 HVAC</b>                  |  |          |       |            |             |
| 6055                                   | <b>HIGH EFFICIENCY FURNACE &amp; DUCT--GAS</b><br>Remove old boiler, pipes, and registers. Install an appropriately sized, high efficiency (95%), intermittent pilot, forced air furnace complete with plenum, supply duct and galvanized return duct  | 1.00     | EA    | _____      | _____       |

Location: 17 - Basement

Approx. Wall SF: 896

Ceiling/Floor SF: 784

| Spec #           | Spec  | Quantity | Units | Unit Price | Total Price |
|------------------|---|----------|-------|------------|-------------|
| <b>Trade: 21</b> | <b>HVAC</b>   |          |       |            |             |
|                  | on heat exchangers; 5 years on parts. Include auto set back thermostat controls, vent pipe & new shut-off valve. An exterior return air filter box shall be installed on one side, both sides, or bottom of new furnace. Seal all exposed duct joints as a part of this item with Duct Mastic.  |          |       |            |             |
|                  | Replace boiler with gas unit and run all new duct work. Install chase (include framing and drywall) as necessary. Include 3rd Floor.  |          |       |            |             |
| <b>6180</b>      | <b>A/C CENTRAL UNIT</b><br>Submit manuf's cut sheet & cooling load calcs to owner min 15 working days prior to installation. Install central A/C system w/ min EER of 13 including condensing unit, A type coil, control & power wiring, insulated freon lines, plenums, ext pad & connections to create a product capable of 68 F interior when ext is 100 F at 95% humidity. Provide owner w/factory warranty, manual & 1-yr contractors warranty. Condenser shall not be set until the day of closing. | 1.00     | EA    | _____      | _____       |
| <b>6415</b>      | <b>DRYER VENT--GCI</b><br>Install 4" rigid aluminum vent tubing from the specified dryer location to a 4" wall mounted dryer vent hood with a back-flow preventer and NO screening. Do not fasten with nails, screws or other fasteners that protrude into the interior of the exhaust duct. Seal all seams in the system with duct mastic or aluminum foil tape, not duct tape. Secure duct and hood to framing.   | 1.00     | EA    | _____      | _____       |
| <b>Trade: 22</b> | <b>Plumbing</b>   |          |       |            |             |
| <b>6630</b>      | <b>SUPPLY--PEX</b><br>Install flexible pex piping with a minimum number of couplings to fixtures. Install mechanical connectors and shut off valves at all fixtures. Size pipe to 1990 CABO minimums per table 2406.5.<br>Replace water lines throughout house. Run new lines to laundry tub. Include 2 exterior hose bibbs.  | 200.00   | LF    | _____      | _____       |
| <b>6705</b>      | <b>WASTE LINES--INSPECT, REPORT</b><br>Test waste lines for leaks and proper venting. Identify defects and submit to the agency a priced list of recommended repairs to bring structure into compliance with the current plumbing code.   | 1.00     | AL    | _____      | _____       |
| <b>7071</b>      | <b>HWH - HIGH EFFICIENCY 40 GAL GAS POWER VENTED--GCI</b><br>Install a 40 gallon, glass lined, high efficient, power vented, insulated to R-7, gas water heater with a 7 year warranty. Include pressure & temperature relief valve, discharge tube to within 6" of floor, condensate pump, owners manual & all duct work to power vent to exterior. Provide separate electrical circuit & new gas piping from shut-off valve to fixture. Dispose of old  | 1.00     | EA    | _____      | _____       |

Location: 17 - Basement

Approx. Wall SF: 896

Ceiling/Floor SF: 784

| Spec #               | Spec   | Quantity | Units | Unit Price                   | Total Price |
|----------------------|--|----------|-------|------------------------------|-------------|
| <b>Trade: 22</b>     | <b>Plumbing</b>  |          |       |                              |             |
|                      | water heater in code legal dump. If the HWH is located in a basement with a floor drain the discharge tube shall be directed to the drain. If it is located on an upper floor or if there is no floor drain, install a catch pan drained to the exterior.<br>Water heater should be installed directly underneath kitchen if possible.                 |          |       |                              |             |
| 7115                 | <b>LAUNDRY TUB AND FAUCET - REPLACE</b><br>Remove existing sink to code legal dump. Install single bowl, 24" fiberglass laundry tray to fit under faucet. Include standard 2 handle chrome laundry faucet. Hook up waste line.   | 1.00     | EA    | _____                        | _____       |
| <b>Trade: 23</b>     | <b>Electric</b>  |          |       |                              |             |
| 7470                 | <b>ELECTRIC SERVICE--150 AMP</b><br>Replace existing electrical service with a residential, 150 amp, single phase, 3 wire electric service. Include a main disconnect, 22 circuit panel board, meter socket, weather head, service cable, and ground rod and cable. Seal exterior service penetration. Include arc fault breakers as required by code. | 1.00     | EA    | _____                        | _____       |
| 7583                 | <b>GFCI DEVICE</b><br>Replace receptacle with a surfaced mounted ground fault circuit interrupt receptacle.  | 1.00     | EA    | _____                        | _____       |
| 7620                 | <b>DRYER CIRCUIT--30 AMP</b><br>Install 220 volt, 30 amp, surface mounted receptacle on an individual circuit.   | 1.00     | EA    | _____                        | _____       |
| 7680                 | <b>INSTALL 5 BASEMENT LIGHTS AND SWITCH</b><br>Remove old light fixtures. Install 5 keyless single bulb fixtures (\$5 allowance) spaced evenly in basement. Run wire to new switch located on the latch side of basement door<br>Bulbs should be CFL or approved high efficiency bulb.   | 1.00     | EA    | _____                        | _____       |
| 8120                 | <b>REWIRE HOUSE--ALLOWANCE</b><br>Replace all wiring, devices, motor and fixtures reusing as much as possible and within the existing service capacity. Rewire the house to conform to the current edition of the Michigan Electric Code.<br>Include West end of garage.   | 1,600.00 | SF    | _____                        | _____       |
| <b>Bidder:</b> _____ |  |          |       | <b>Location Total:</b> _____ |             |

Location: 18 - Garage

Approx. Wall SF: 828

Ceiling/Floor SF: 513

| Spec #          | Spec  | Quantity | Units | Unit Price | Total Price |
|-----------------|---|----------|-------|------------|-------------|
| <b>Trade: 6</b> | <b>Concrete &amp; Paving</b>  |          |       |            |             |
| 905             | <b>CONCRETE SLAB--PATCH</b><br>Break up deteriorated slab section. Grade and compact soil to 95%. Apply a bonding agent per manufacturers specs on exposed concrete. Pour a 4", 2200 psi concrete slab to match elevation of surrounding slab. Float and steel trowel finish. | 50.00    | SF    | _____      | _____       |

Location: 18 - Garage

Approx. Wall SF: 828

Ceiling/Floor SF: 513

| Spec #           | Spec  | Quantity | Units | Unit Price | Total Price |
|------------------|---|----------|-------|------------|-------------|
| <b>Trade: 6</b>  | <b>Concrete &amp; Paving</b>  |          |       |            |             |
|                  | Remove broken concrete from holes in floor. Fill with sand, compact properly prior to pouring new concrete.   |          |       |            |             |
| <b>Trade: 7</b>  | <b>Masonry</b>  |          |       |            |             |
| 1345             | <b>CHIMNEY REMOVAL</b><br>Remove the chimney to at least 6" below the roof line. Install a permanent cap on remaining portion of chimney. Resheath hole where chimney is removed with 1/2" CDX plywood. Finish using roofing materials to match existing as closely as possible.  | 2.00     | EA    | _____      | _____       |
| <b>Trade: 10</b> | <b>Carpentry</b>  |          |       |            |             |
| 3185             | <b>DOOR--PREHUNG METAL ENTRANCE</b><br>Dispose of door and frame. Install a prehung metal, insulated, 6-panel entrance door and jamb including interior and exterior casing, interlocking threshold, one entrance and one mortised deadbolt keyed alike. Prime and top coat.<br>Use lead safe practices. See lead Report. | 1.00     | EA    | _____      | _____       |
| 3200             | <b>DOOR OVERHEAD GARAGE</b><br>Dispose of door, track and hardware. Install an insulated steel, 16'x 7' garage door including hardware, exterior trim and drip cap.   | 1.00     | EA    | _____      | _____       |
| <b>Trade: 23</b> | <b>Electric</b>   |          |       |            |             |
| 7730             | <b>LIGHT FIXTURE--REPLACE</b><br>Replace a ceiling mounted, 2 bulb, UL approved, incandescent light fixture with shade and lamps. \$30 allowance for fixture.   | 1.00     | EA    | _____      | _____       |
| 7795             | <b>REPLACE GARAGE DOOR OPENER</b><br>Replace existing garage door opener with screw type opener. (2 remotes)  | 1.00     | EA    | _____      | _____       |

Bidder: \_\_\_\_\_

Location Total: \_\_\_\_\_

Location: 19 - Exterior

Approx. Wall SF: 0

Ceiling/Floor SF: 0

| Spec #          | Spec   | Quantity | Units | Unit Price | Total Price |
|-----------------|--|----------|-------|------------|-------------|
| <b>Trade: 5</b> | <b>Demolition &amp; Disposal</b>   |          |       |            |             |
| 746             | <b>DEMO CHIMNEY</b><br>Remove surplus masonry chimney by hand. After securing site and removing all potentially damaged vehicles, chisel bricks at mortar line to disassemble the chimney. Remove to basement. Repair roof and floors by framing hole and installing the appropriate thickness of OSB. Replace shingles with matching style and color.<br>Repair drywall as necessary<br>Remove chimney for boiler, NOT FIREPLACE CHIMNEY. | 1.00     | EA    | _____      | _____       |

Location: 19 - Exterior

Approx. Wall SF: 0

Ceiling/Floor SF: 0

| Spec #                                    | Spec   | Quantity | Units | Unit Price | Total Price |
|---|--|----------|-------|------------|-------------|
| <b>Trade: 5 Demolition &amp; Disposal</b> |  |          |       |            |             |
| 746                                       | <b>DEMO CHIMNEY</b><br>Remove surplus masonry chimney by hand. After securing site and removing all potentially damaged vehicles, chisel bricks at mortar line to disassemble the chimney. Remove to basement. Repair roof and floors by framing hole and installing the appropriate thickness of OSB. Replace shingles with matching style and color.<br>Repair drywall as necessary  | 1.00     | EA    | _____      | _____       |
| 815                                       | <b>DISPOSAL-STREET LAMP</b><br>Remove old lamp post from front yard. Cap electric in the house and abandon wiring.   | 1.00     | EA    | _____      | _____       |
| <b>Trade: 6 Concrete &amp; Paving</b>     |  |          |       |            |             |
| 1065                                      | <b>REPAIR SIDEWALK IN FRONT OF HOUSE</b><br>Remove sections of sidewalk that are raised or cracked. Level ground and form for new concrete sections (keep size the same as existing). Pour new concrete, level, with broom finish.   | 45.00    | SF    | _____      | _____       |
| 955                                       | <b>DRIVEWAY--REPAVE ASPHALT</b><br>Clean, spray tack coat and repave a 2" top coat of bituminous concrete over driveway surface. Contractor is to remove all existing asphalt from main sidewalk, then call for an inspection by the Bureau of Engineering Services to see if the City will repair existing sidewalk or replace it. No asphalt is to be placed on main sidewalks.  | 750.00   | SF    | _____      | _____       |
| <b>Trade: 7 Masonry</b>                   |  |          |       |            |             |
| 1265                                      | <b>REPAIR BRICK COLUMN &amp; FRONT STEP SIDE RAILS</b><br>Repair brick column on front porch. Shore up and anchor to porch.<br>Repair side rails on front steps (rebrick East side and remove parging from both sides) and repair mortar lines where necessary.  | 1.00     | EA    | _____      | _____       |
| <b>Trade: 10 Carpentry</b>                |  |          |       |            |             |
| 2590                                      | <b>SIDING--PRE-PRIMED WOOD</b><br>Prepare surface by removing existing siding and nails, installing backers, applying Tyvek housewrap or approved equivalent, and flashing at all openings. Nail 6" Pawlonia, 4 1/2" exposure (fully primed), siding (or approved equivalent) to the surface using galvanized siding nails (Maze Stormguard double dipped in molten zinc, or approved equivalent) driven at least 1" into studs. Stagger joints in adjacent pieces and center all butt joints over studs. Corner posts, window, and door trim will be fully primed cedar.<br>Replace siding on back entrance and side bay. | 150.00   | SF    | _____      | _____       |
| 3505                                      | <b>PORCH CEILING--T&amp;G</b><br>Dispose of damaged ceiling material. Install tongue and groove bead board (not 4 x 8 sheets but individual boards), blind nailed to joists. Board should be stained to match front door as close  | 350.00   | SF    | _____      | _____       |

Location: 19 - Exterior

Approx. Wall SF: 0

Ceiling/Floor SF: 0

| Spec #           | Spec   | Quantity | Units | Unit Price | Total Price |
|------------------|--|----------|-------|------------|-------------|
| <b>Trade: 10</b> | <b>Carpentry</b>   |          |       |            |             |
|                  | Include back porch and deck ceiling.   |          |       |            |             |
|                  | Use lead safe practices. See lead Report.  |          |       |            |             |
| <b>3575</b>      | <b>TREATED WOOD PORCH</b><br>Build a treated lumber porch/landing. Include piers, posts, stringers, and steps (no rail necessary). Use appropriately sized floor joists for span. All foundation lumber should be approved for ground contact.<br>Make same size as old deck   | 40.00    | SF    | _____      | _____       |
| <b>3885</b>      | <b>MAILBOX</b><br>Dispose of mailbox and install a steel, black enamel finish, letter-size mail box with magazine rack and lock-eye for padlock.   | 1.00     | EA    | _____      | _____       |
| <b>Trade: 15</b> | <b>Roofing</b>   |          |       |            |             |
| <b>4580</b>      | <b>TEAR OFF AND REROOF SHINGLES</b><br>Remove and dispose of all roofing & defective sheathing. Cut a 1" wide vent at ridge board. Staple 15 lb felt. Install preformed aluminum, drip edge, and vent pipe boots. Install a 220 lb fiberglass asphalt, dimensional shingle with a 30 yr warranty. Replace all flashing. Install shingle-over ridge vent. Include "Ice and water shield" where specified by code.<br>Call for "open roof" inspection prior to drying in.<br>Shingles will be Certaineed, Landmark, Architectural - Weathered Wood or approved equivalent.<br>Include garage. Remove arched window from garage roof. Remove antennae from house. Front porch on house must have rubber membrane. | 27.00    | SQ    | _____      | _____       |
| <b>4585</b>      | <b>RESHEET--7/16" OSB</b><br>After removing shingles and other materials to roof sheeting. Install 7/16" OSB over entire roof. Nail ever 8"<br>Include garage.   | 2,700.00 | SF    | _____      | _____       |
| <b>4635</b>      | <b>GUTTER--5" SEAMLESS ALUMINUM</b><br>Dispose of gutter. Install 5", K- type, seamless, .027 gauge aluminum gutter to service roof. White or brown color choice by owner.<br>Include front of garage  | 250.00   | LF    | _____      | _____       |
| <b>4760</b>      | <b>SOFFIT &amp; FASCIA</b><br>Wet scrape and encapsulate existing soffit and fascia. Repair where necessary. Cut ventilation holes in North and South sides of house. Cover with aluminum soffit vents.<br>Use lead safe practices. See lead Report.   | 300.00   | LF    | _____      | _____       |
| <b>Trade: 19</b> | <b>Paint &amp; Wallpaper</b>   |          |       |            |             |
| <b>5655</b>      | <b>PREP &amp; PAINT EXTERIOR WOOD</b><br>Cover ground with drop cloth. Scrape all loose, cracked, peeling and blistered paint. Remove all deteriorated glazing compound.   | 750.00   | SF    | _____      | _____       |

Address: 407 W Fifth Street Court

Unit: Unit 01

Location: 19 - Exterior

Approx. Wall SF: 0

Ceiling/Floor SF: 0

| Spec # | Spec | Quantity | Units | Unit Price | Total Price |
|--------|------|----------|-------|------------|-------------|
|--------|------|----------|-------|------------|-------------|

Trade: 19 Paint & Wallpaper

Reglaze sash where compound is missing. Spot prime and top coat two colors with owner's choice of premixed acrylic latex. Include Garage.

Paint soffit & fascia, back entrance, upper gable, porch features, window trim, and any other exterior wood feature. Encapsulate where necessary. Use lead safe practices. See lead Report.

Trade: 23 Electric

|      |   |      |    |       |       |
|------|---|------|----|-------|-------|
| 8165 | ENTRANCE LIGHT FIXTURE--REPLACE   | 3.00 | EA | _____ | _____ |
|      | Remove damaged light fixture and replace with an exterior, waterproof, single bulb fixture. \$50 fixture allowance. |      |    |       |       |

Bidder: \_\_\_\_\_

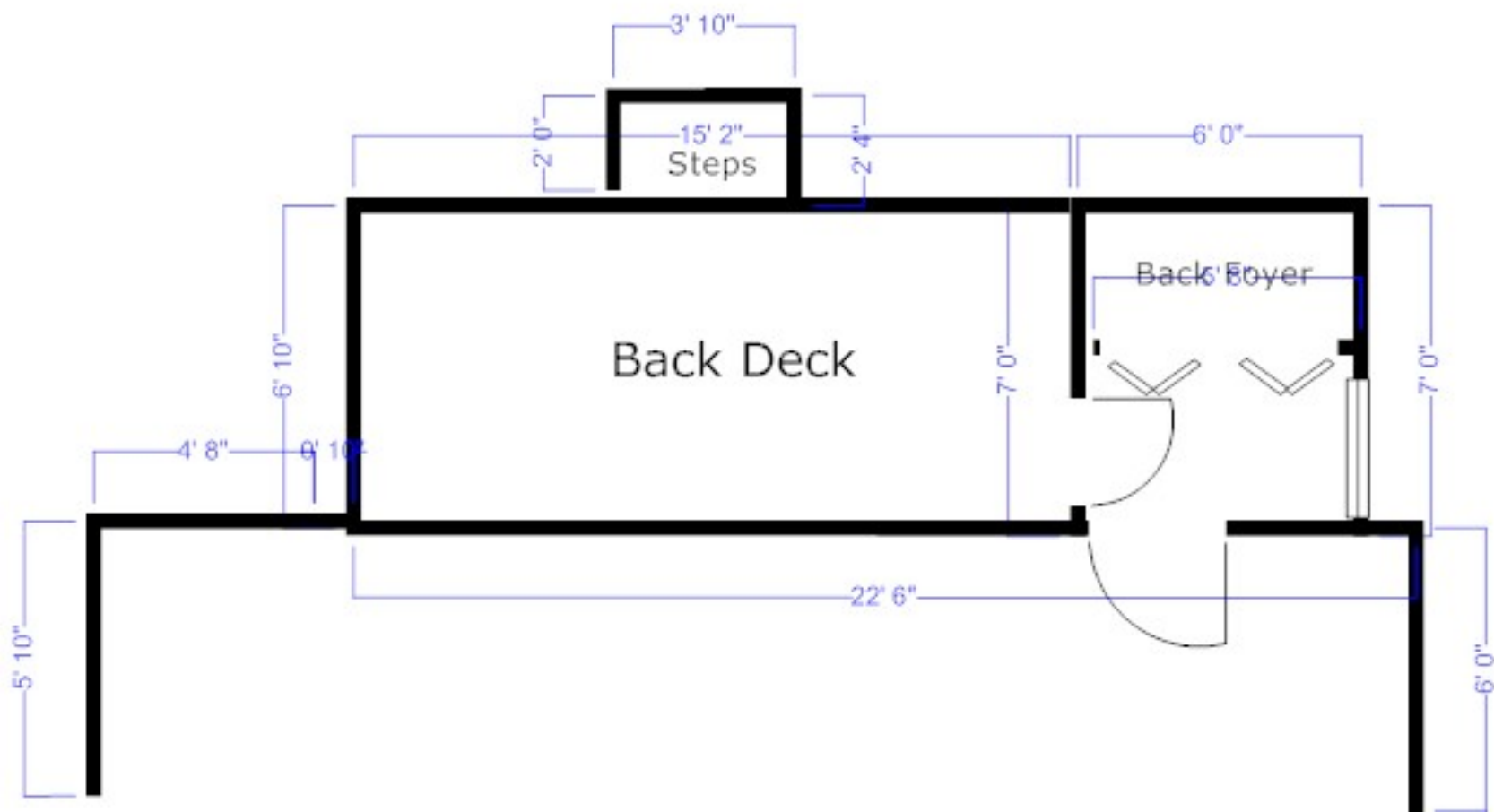
Location Total: \_\_\_\_\_

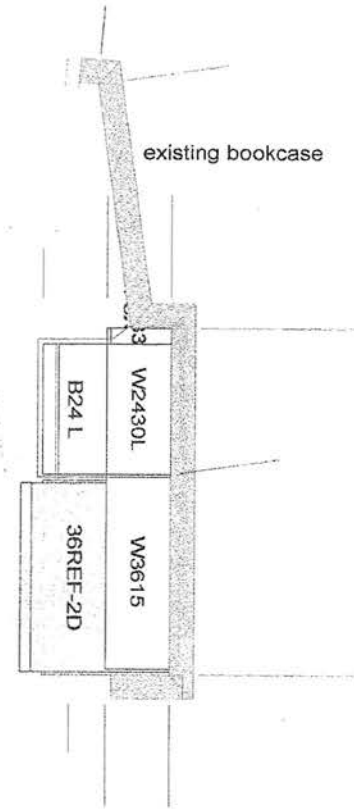
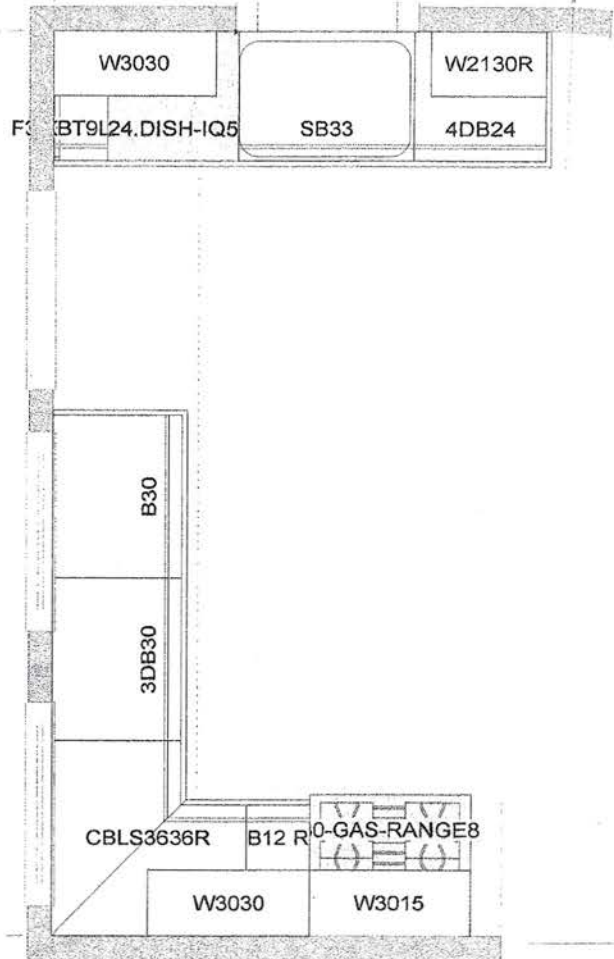
Unit Total for 407 W Fifth Street Court, Unit Unit 01: \_\_\_\_\_

Address Grand Total for 407 W Fifth Street Court: \_\_\_\_\_



## Back porch and deck assembly





Stair to basement

www.starlinekitchens.com

STEVE REEK  
Designer/Sales  
sreek@starlinekg.com



G-6189 W. Pierson Rd.  
Flushing, MI 48433



Ph: 810.732.0982 Ext. 216  
Fax: 810.732.8334

All dimensions size designations given are subject to verification on job site and adjustment to fit job conditions.



Designed: 3/24/2011  
Printed: 3/24/2011

407 w. 5th st ct.

All

Drawing #: 1



Note: This drawing is an artistic interpretation of the general appearance of the design. It is not meant to be an exact rendition.



Designed: 3/24/2011  
Printed: 3/24/2011



Note: This drawing is an artistic interpretation of the general appearance of the design. It is not meant to be an exact rendition.



Designed: 3/24/2011  
Printed: 3/24/2011



Note: This drawing is an artistic interpretation of the general appearance of the design. It is not meant to be an exact rendition.



Designed: 3/24/2011  
Printed: 3/24/2011



**COMBINATION LEAD BASED PAINT  
INSPECTION AND  
RISK ASSESSMENT SURVEY**

**FOR THE PROPERTY KNOWN AS:**

407 W. Fifth Street  
Flint, MI 48503

Owner's name: Genesee County Land Bank

Owner's Phone #: 810-257-3090

Current Occupant's name: VACANT

Date of Construction: 1920's



**PREPARED FOR:**

Genesee County Land Bank  
452 S. Saginaw St., 2nd Floor  
Flint, MI 48502  
810-257-3088

**LABWORK PROVIDED BY**

Accurate Analytical Testing (AAT)  
(734) 699-5227  
NLLAP # 100986

**DATE(S) OF ASSESSMENT:**

March 30, 2011

**REPORT PREPARED AND SUBMITTED BY:**

Michael Gravlin  
EPA Certified Lead Risk Assessor  
Certification #: P-00313

ETC Job#: 136068

38900 West Huron River Drive, Romulus, MI 48174

PHONE: (734) 955-6600 FAX: (734) 955-6604

WEBSITE: [www.2etc.com](http://www.2etc.com)

# TABLE OF CONTENTS

## I. EXECUTIVE SUMMARY

Chart detailing lead hazards found at the home, severity of the hazard, priority and potential solutions (hazard control options) for each hazard.

## II. PURPOSE AND SCOPE OF WORK

- A. Lead Inspections
- B. Lead Risk Assessments
- C. Project Limitations and Problems

## III. REGULATORY INFORMATION

- A. Title X
- B. Department of Housing and Urban Development (HUD) Requirements
- C. Environmental Protection Agency (EPA):
- D. Occupational Safety and Health Administration (OSHA):
- E. City of Detroit (Ordinances and Codes)

## IV. SAMPLE RESULTS AND INFORMATION

- A. Lead Paint Sampling
- B. Lead Dust Sampling
- C. Lead Soil Sampling

## V. HAZARD CONTROL OPTION RECOMMENDATIONS

## VI. RE-EVALUATION RECOMMENDATIONS

## VII. COST ESTIMATES

## VIII. RECOMMENDATIONS FOR FUTURE OPERATIONS AND MAINTENANCE

## APPENDICES

- Appendix A - All Paint Sample Results (XRF Method)
- Appendix B - **Lead Paint Only** Sample Results (XRF Method)
- Appendix C - Potential Hazards
- Appendix D - Maps of Residence
- Appendix E - Resident Questionnaire and Building Condition Form
- Appendix F - Re-Evaluation Schedule Chart
- Appendix G—Site Photos

**ETC - ENVIRONMENTAL SERVICES WILCO ENVIRONMENTAL**

| <b>Summary of<br/>Existing Lead Based Paint Hazards including<br/>Abatement and Interim Control Options</b>   |  |              |   |   |
|---|--|--------------|---|---|
| <i>Client</i>   | Genesee County Land Bank               |              |   |   |
| <i>Survey Location:</i>   | 407 W. 5th Street Ct., Flint, MI 48503 |              |   |   |
| <i>Survey Date:</i>   | 03/30/11                               | <b>Job#:</b> | 136068  |   |
| <i>Inspectors:</i>  | Michael Gravlin                        |              |   |   |
| <p><b>The items listed here represent the lead based paint hazards found at this building/site. For each identified hazard, there are corresponding options for performing abatement (long term) fixes and interim control (shorter term) fixes. The client and/or their representative need to select the appropriate and affordable solution to address each of the identified hazards.</b></p> <p><b>*Always refer to the Potential Hazard Chart (Appendix C) to determine where other lead painted items may be located as not to create additional hazards during the course of the work. If these items are disturbed, lead safe work practices must be followed.</b></p> <p><b>*Selected abatement and interim control activities should be completed by a certified abatement contractor or when appropriate a certified renovation firm. After completing these activities, complete and thorough cleaning must be performed following EPA/HUD "Lead Safe Work Practices Procedures". Additionally, after all work has been completed, a final lead clearance should be conducted and may be required. It is the responsibility of the person(s) performing the lead hazard control work to ensure that all appropriate procedures and regulations are followed.</b></p> |  |              |   |   |
| Identified Hazard   | Severity                               | Priority     | Abatement Options   | Interim Control Options   |
| <b>Hazards throughout Home</b>  |  |              |   |   |
| <b>Dust levels in some window troughs / wells</b> within the home were found to have elevated lead levels. Therefore, <b>all</b> window troughs should be considered to be lead contaminated.   | High                                   | High         | The risk assessor believes that these high lead levels were caused by other lead hazards dealt with below. Therefore, after having completed all other abatement / interim control options, clean the entire house for lead dust thoroughly using the accepted HEPA-Wash-HEPA cleaning methods. | The risk assessor believes that these high lead levels were caused by other lead hazards dealt with below. Therefore, after having completed all other abatement / interim control options, clean the entire house for lead dust thoroughly using the accepted HEPA-Wash-HEPA cleaning methods. |
| <b>Dust levels in some window sills / stools</b> within the home were found to have elevated lead levels. Therefore, <b>all</b> window sills should be considered to be lead contaminated.  | High                                   | High         | The risk assessor believes that these high lead levels were caused by other lead hazards dealt with below. Therefore, after having completed all other abatement / interim control options, clean the entire house for lead dust thoroughly using the accepted HEPA-Wash-HEPA cleaning methods. | The risk assessor believes that these high lead levels were caused by other lead hazards dealt with below. Therefore, after having completed all other abatement / interim control options, clean the entire house for lead dust thoroughly using the accepted HEPA-Wash-HEPA cleaning methods. |
| <b>Dust levels on some floors</b> within the home were found to have elevated lead levels. Therefore, <b>all</b> floors should be considered to be lead contaminated.   | High                                   | High         | The risk assessor believes that these high lead levels were caused by other lead hazards dealt with below. Therefore, after having completed all other abatement / interim control options, clean the entire house for lead dust thoroughly using the accepted HEPA-Wash-HEPA cleaning methods. | The risk assessor believes that these high lead levels were caused by other lead hazards dealt with below. Therefore, after having completed all other abatement / interim control options, clean the entire house for lead dust thoroughly using the accepted HEPA-Wash-HEPA cleaning methods. |
| <b>A majority of window components (sash interiors and exteriors, troughs and jambs) throughout the home</b> were found to present lead hazards, rather than listing each on a room by room basis, <b>all deteriorated window components</b> should be considered lead hazards.   | High                                   | High         | 1) Remove and replace with new replacement windows or 2) replace individual lead painted components 3) enclose all lead painted surfaces or 4) strip all surfaces bare to the substrate, make necessary repairs, stabilize surfaces, and repaint.   | 1) Use friction reduction treatments (jamb liners, weatherstripping, rubber padding, covers, etc.) to reduce wear or 2) Wet plane all friction / impact surfaces, wet scrape all remaining surfaces, make necessary repairs, stabilize all surfaces and repaint.                                |
| <b>Hazards on Property (Not Home)</b>   |  |              |   |   |
| Visible <b>paint chips and debris</b> is present on the ground  | High                                   | Medium       | Remove all visible paint chips and construction debris.   | Remove all visible paint chips and construction debris.   |
| <b>Please note, due to snow cover, the inspector was unable to accurately determine the existence of additional bare soil areas. Soil sampling, if necessary, should be performed weather permitting.</b>   | Not Applicable                         |              |   |   |
| <b>Exterior House #21</b>   |  |              |   |   |

**ETC - ENVIRONMENTAL SERVICES WILCO ENVIRONMENTAL**

| <b>Summary of<br/>Existing Lead Based Paint Hazards including<br/>Abatement and Interim Control Options</b>   |  |                 |   |  |
|---|--|-----------------|---|--|
| <i>Client</i>   | Genesee County Land Bank               |                 |   |  |
| <i>Survey Location:</i>   | 407 W. 5th Street Ct., Flint, MI 48503 |                 |   |  |
| <i>Survey Date:</i>   | 03/30/11                               | <b>Job#:</b>    | 136068  |  |
| <i>Inspectors:</i>  | Michael Gravlin                        |                 |   |  |
| <p><b>The items listed here represent the lead based paint hazards found at this building/site. For each identified hazard, there are corresponding options for performing abatement (long term) fixes and interim control (shorter term) fixes. The client and/or their representative need to select the appropriate and affordable solution to address each of the identified hazards.</b></p> <p><b>*Always refer to the Potential Hazard Chart (Appendix C) to determine where other lead painted items may be located as not to create additional hazards during the course of the work. If these items are disturbed, lead safe work practices must be followed.</b></p> <p><b>*Selected abatement and interim control activities should be completed by a certified abatement contractor or when appropriate a certified renovation firm. After completing these activities, complete and thorough cleaning must be performed following EPA/HUD "Lead Safe Work Practices Procedures". Additionally, after all work has been completed, a final lead clearance should be conducted and may be required. It is the responsibility of the person(s) performing the lead hazard control work to ensure that all appropriate procedures and regulations are followed.</b></p> |  |                 |   |  |
| <b>Identified Hazard</b>  | <b>Severity</b>                        | <b>Priority</b> | <b>Abatement Options</b>  | <b>Interim Control Options</b>   |
| <b>Exterior walls (at Rear/Basement Entry, Stair up jut out and dormer) and trimwork around the entire house including the soffits, fascias, frieze boards, crown moldings, window sills and casings, door casings, window and door lintels, jut out supports, corner boards and all other wood trim</b> represents deteriorated lead paint surface hazards   | High                                   | Low             | 1) Wrap walls with Tyvek or equivalent, apply foam insulation board, seal all seams and install a new vinyl or aluminum siding system, including wrapping and enclosure of all trim components with vinyl or aluminum, or 2) wet scrape/sand all surfaces, make necessary repairs, stabilize surfaces and encapsulate with a Michigan approved, exterior grade encapsulate or 4) strip all surfaces bare to the substrate, make necessary repairs, stabilize surfaces, and repaint or 5) replace individual lead painted components | 1) Wet scrape / sand all surfaces, make necessary repairs, stabilize all surfaces and repaint or 2) stabilize all surfaces and install vinyl or aluminum siding and wrap all trim components with vinyl or aluminum  |
| <b>Porch columns and beams (including crown moldings) at sides A and C</b> represent deteriorated lead paint surface hazards  | High                                   | Medium          | 1) Enclose by wrapping with vinyl or aluminum and seal or 2) wet scrape/sand all surfaces, make necessary repairs, stabilize surfaces and encapsulate with a Michigan approved, exterior grade encapsulate or 3) Remove and replace with new components or 4) strip surfaces bare to the substrate, make necessary repairs, stabilize surfaces, and repaint   | 1) Wet scrape / sand all surfaces, make necessary repairs, stabilize all surfaces and repaint or 2) stabilize all surfaces and wrap with vinyl or aluminum   |
| <b>Side C porch ceiling</b> represents a deteriorated lead paint surface hazard   | High                                   | Medium          | 1) Enclose by wrapping with vinyl or aluminum and seal or 2) wet scrape/sand all surfaces, make necessary repairs, stabilize surfaces and encapsulate with a Michigan approved, exterior grade encapsulate or 3) Remove and replace with new components or 4) strip surfaces bare to the substrate, make necessary repairs, stabilize surfaces, and repaint   | 1) Wet scrape / sand all surfaces, make necessary repairs, stabilize all surfaces and repaint or 2) stabilize all surfaces and wrap with vinyl or aluminum   |
| <b>Garage 22/23</b>   |  |                 |   |  |
| <b>All exterior trimwork including the soffits, fascias, frieze boards, crown moldings, window sills and casings, door casings, window and door lintels/headers, service door jambs and all other wood trim</b> represents deteriorated lead paint surface hazards  | Medium                                 | Low             | 1) Enclose by wrapping with vinyl or aluminum and seal or 2) wet scrape/sand all surfaces, make necessary repairs, stabilize surfaces and encapsulate with a Michigan approved, exterior grade encapsulate or 3) Remove and replace with new components or 4) strip surfaces bare to the substrate, make necessary repairs, stabilize surfaces, and repaint   | 1) Wet scrape / sand all surfaces, make necessary repairs, stabilize all surfaces and repaint or 2) stabilize all surfaces and wrap with vinyl or aluminum   |
| <b>Window sash interiors and exteriors, troughs and jambs</b> represent deteriorated lead paint friction/impact surface hazards   | Medium                                 | Low             | 1) Remove and replace with new replacement windows or 2) replace individual lead painted components 3) enclose all lead painted surfaces or 4) strip all surfaces bare to the substrate, make necessary repairs, stabilize surfaces, and repaint.   | 1) Use friction reduction treatments (jamb liners, weatherstripping, rubber padding, tread covers, etc.) to reduce wear or 2) Wet plane all friction / impact surfaces, wet scrape all remaining surfaces, make necessary repairs, stabilize all surfaces and repaint. |

**ETC - ENVIRONMENTAL SERVICES WILCO ENVIRONMENTAL**

| <b>Summary of Existing Lead Based Paint Hazards including Abatement and Interim Control Options</b>   |  |                 |   |   |
|---|--|-----------------|---|---|
| <i>Client</i>   | Genesee County Land Bank               |                 |   |   |
| <i>Survey Location:</i>   | 407 W. 5th Street Ct., Flint, MI 48503 |                 |   |   |
| <i>Survey Date:</i>   | 03/30/11                               | <b>Job#:</b>    | 136068  |   |
| <i>Inspectors:</i>  | Michael Gravlin                        |                 |   |   |
| <p><b>The items listed here represent the lead based paint hazards found at this building/site. For each identified hazard, there are corresponding options for performing abatement (long term) fixes and interim control (shorter term) fixes. The client and/or their representative need to select the appropriate and affordable solution to address each of the identified hazards.</b></p> <p><b>*Always refer to the Potential Hazard Chart (Appendix C) to determine where other lead painted items may be located as not to create additional hazards during the course of the work. If these items are disturbed, lead safe work practices must be followed.</b></p> <p><b>*Selected abatement and interim control activities should be completed by a certified abatement contractor or when appropriate a certified renovation firm. After completing these activities, complete and thorough cleaning must be performed following EPA/HUD "Lead Safe Work Practices Procedures". Additionally, after all work has been completed, a final lead clearance should be conducted and may be required. It is the responsibility of the person(s) performing the lead hazard control work to ensure that all appropriate procedures and regulations are followed.</b></p> |  |                 |   |   |
| <b>Identified Hazard</b>  | <b>Severity</b>                        | <b>Priority</b> | <b>Abatement Options</b>  | <b>Interim Control Options</b>  |
| <b>Entry door and jamb</b> represent deteriorated lead paint friction/impact surface hazards  | Medium                                 | Low             | 1) Remove and replace with new door systems or 2) replace individual lead painted components or 3) strip all surfaces bare to the substrate, stabilize surfaces, and repaint.                     | 1) Refit door to eliminate friction points, wet scrape/sand all surfaces, make necessary repairs, including installation of weatherstripping or other "soft" stop material, stabilize all surfaces and repaint 2) Use friction reduction treatments (jamb liners, weatherstripping, rubber padding, tread covers, etc.) to reduce wear or 3) Wet plane all friction / impact surfaces, wet scrape all remaining surfaces, make necessary repairs, stabilize all surfaces and repaint. |
| <b>Front Entry 1</b>  |  |                 |   |   |
| <b>Entry door jamb</b> represents a deteriorated lead paint friction/impact surface hazard  | High                                   | High            | 1) Remove and replace with new door systems or 2) replace individual lead painted components or 3) strip all surfaces bare to the substrate, stabilize surfaces, and repaint.                     | 1) Refit door to eliminate friction points, wet scrape/sand all surfaces, make necessary repairs, including installation of weatherstripping or other "soft" stop material, stabilize all surfaces and repaint 2) Use friction reduction treatments (jamb liners, weatherstripping, rubber padding, tread covers, etc.) to reduce wear or 3) Wet plane all friction / impact surfaces, wet scrape all remaining surfaces, make necessary repairs, stabilize all surfaces and repaint. |
| <b>Upper walls</b> represent deteriorated lead paint surface hazards  | Medium                                 | Medium          | 1) Enclose with drywall or other suitable wallboard material or 2) wet scrape/sand all surfaces, make necessary repairs, stabilize surfaces and encapsulate with a Michigan approved encapsulant. | Wet scrape / sand all surfaces, make necessary repairs, stabilize all surfaces and repaint.   |
| <b>Foyer 2</b>  |  |                 |   |   |
| <b>Closet ceiling</b> represents a deteriorated lead paint surface hazard   | Low                                    | Low             | 1) Enclose with drywall or other suitable wallboard material or 2) wet scrape/sand all surfaces, make necessary repairs, stabilize surfaces and encapsulate with a Michigan approved encapsulant. | Wet scrape / sand all surfaces, make necessary repairs, stabilize all surfaces and repaint.   |
| <b>Living Room 3</b>  |  |                 |   |   |
| <b>Ceiling</b> represents a deteriorated lead paint surface hazard  | Medium                                 | High            | 1) Enclose with drywall or other suitable wallboard material or 2) wet scrape/sand all surfaces, make necessary repairs, stabilize surfaces and encapsulate with a Michigan approved encapsulant. | Wet scrape / sand all surfaces, make necessary repairs, stabilize all surfaces and repaint.   |
| <b>Dining Room 4</b>  |  |                 |   |   |
| <b>Side A wall and ceiling</b> represent deteriorated lead paint surface hazards  | Medium                                 | High            | 1) Enclose with drywall or other suitable wallboard material or 2) wet scrape/sand all surfaces, make necessary repairs, stabilize surfaces and encapsulate with a Michigan approved encapsulant. | Wet scrape / sand all surfaces, make necessary repairs, stabilize all surfaces and repaint.   |

**ETC - ENVIRONMENTAL SERVICES WILCO ENVIRONMENTAL**

| <b>Summary of Existing Lead Based Paint Hazards including Abatement and Interim Control Options</b>   |  |                 |  |   |
|---|--|-----------------|--|---|
| <i>Client</i>   | Genesee County Land Bank               |                 |  |   |
| <i>Survey Location:</i>   | 407 W. 5th Street Ct., Flint, MI 48503 |                 |  |   |
| <i>Survey Date:</i>   | 03/30/11                               | <b>Job#:</b>    | 136068   |   |
| <i>Inspectors:</i>  | Michael Gravlin                        |                 |  |   |
| <p><b>The items listed here represent the lead based paint hazards found at this building/site. For each identified hazard, there are corresponding options for performing abatement (long term) fixes and interim control (shorter term) fixes. The client and/or their representative need to select the appropriate and affordable solution to address each of the identified hazards.</b></p> <p><b>*Always refer to the Potential Hazard Chart (Appendix C) to determine where other lead painted items may be located as not to create additional hazards during the course of the work. If these items are disturbed, lead safe work practices must be followed.</b></p> <p><b>*Selected abatement and interim control activities should be completed by a certified abatement contractor or when appropriate a certified renovation firm. After completing these activities, complete and thorough cleaning must be performed following EPA/HUD "Lead Safe Work Practices Procedures". Additionally, after all work has been completed, a final lead clearance should be conducted and may be required. It is the responsibility of the person(s) performing the lead hazard control work to ensure that all appropriate procedures and regulations are followed.</b></p> |  |                 |  |   |
| <b>Identified Hazard</b>  | <b>Severity</b>                        | <b>Priority</b> | <b>Abatement Options</b>   | <b>Interim Control Options</b>  |
| <b>Door casings and side D jamb (pasage only-no door)</b> represents deteriorated lead paint surface hazards  | Low                                    | Low             | 1) Remove and replace with new components or 2) wet scrape/sand all surfaces, make necessary repairs, stabilize surfaces and encapsulate with a Michigan approved encapsulant (should contain a bite inhibitor product for chewable surfaces) or 3) strip all surfaces bare to the substrate (either chemically or using mechanical wet methods), make necessary repairs and recoat. | Wet scrape / sand all surfaces, make necessary repairs, stabilize all surfaces and repaint.   |
| <b>Kitchen 5</b>  |  |                 |  |   |
| <b>Window sills</b> represent deteriorated lead paint surface hazards   | Low                                    | High            | 1) Remove and replace with new components or 2) wet scrape/sand all surfaces, make necessary repairs, stabilize surfaces and encapsulate with a Michigan approved encapsulant (should contain a bite inhibitor product for chewable surfaces) or 3) strip all surfaces bare to the substrate (either chemically or using mechanical wet methods), make necessary repairs and recoat. | Wet scrape / sand all surfaces, make necessary repairs, stabilize all surfaces and repaint.   |
| <b>Rear Entry 7</b>   |  |                 |  |   |
| <b>Walls and ceiling</b> represent deteriorated lead paint surface hazards  | High                                   | High            | 1) Enclose with drywall or other suitable wallboard material or 2) wet scrape/sand all surfaces, make necessary repairs, stabilize surfaces and encapsulate with a Michigan approved encapsulant.  | Wet scrape / sand all surfaces, make necessary repairs, stabilize all surfaces and repaint.   |
| <b>Entry door, jamb and threshold</b> represent deteriorated lead paint friction/impact surface hazards   | High                                   | High            | 1) Remove and replace with new door systems or 2) replace individual lead painted components or 3) strip all surfaces bare to the substrate, stabilize surfaces, and repaint.  | 1) Refit door to eliminate friction points, wet scrape/sand all surfaces, make necessary repairs, including installation of weatherstripping or other "soft" stop material, stabilize all surfaces and repaint 2) Use friction reduction treatments (jamb liners, weatherstripping, rubber padding, tread covers, etc.) to reduce wear or 3) Wet plane all friction / impact surfaces, wet scrape all remaining surfaces, make necessary repairs, stabilize all surfaces and repaint. |
| <b>Closet door</b> represents a deteriorated lead paint friction/impact surface hazard  | Low                                    | Low             | 1) Remove and replace with new door systems or 2) replace individual lead painted components or 3) strip all surfaces bare to the substrate, stabilize surfaces, and repaint.  | 1) Refit door to eliminate friction points, wet scrape/sand all surfaces, make necessary repairs, including installation of weatherstripping or other "soft" stop material, stabilize all surfaces and repaint 2) Use friction reduction treatments (jamb liners, weatherstripping, rubber padding, tread covers, etc.) to reduce wear or 3) Wet plane all friction / impact surfaces, wet scrape all remaining surfaces, make necessary repairs, stabilize all surfaces and repaint. |

**ETC - ENVIRONMENTAL SERVICES WILCO ENVIRONMENTAL**

| <b>Summary of<br/>Existing Lead Based Paint Hazards including<br/>Abatement and Interim Control Options</b>   |  |                 |  |   |
|---|--|-----------------|--|---|
| <i>Client</i>   | Genesee County Land Bank               |                 |  |   |
| <i>Survey Location:</i>   | 407 W. 5th Street Ct., Flint, MI 48503 |                 |  |   |
| <i>Survey Date:</i>   | 03/30/11                               | <b>Job#:</b>    | 136068   |   |
| <i>Inspectors:</i>  | Michael Gravlin                        |                 |  |   |
| <p><b>The items listed here represent the lead based paint hazards found at this building/site. For each identified hazard, there are corresponding options for performing abatement (long term) fixes and interim control (shorter term) fixes. The client and/or their representative need to select the appropriate and affordable solution to address each of the identified hazards.</b></p> <p><b>*Always refer to the Potential Hazard Chart (Appendix C) to determine where other lead painted items may be located as not to create additional hazards during the course of the work. If these items are disturbed, lead safe work practices must be followed.</b></p> <p><b>*Selected abatement and interim control activities should be completed by a certified abatement contractor or when appropriate a certified renovation firm. After completing these activities, complete and thorough cleaning must be performed following EPA/HUD "Lead Safe Work Practices Procedures". Additionally, after all work has been completed, a final lead clearance should be conducted and may be required. It is the responsibility of the person(s) performing the lead hazard control work to ensure that all appropriate procedures and regulations are followed.</b></p> |  |                 |  |   |
| <b>Identified Hazard</b>  | <b>Severity</b>                        | <b>Priority</b> | <b>Abatement Options</b>   | <b>Interim Control Options</b>  |
| <b>Window and door casings</b> represent deteriorated lead paint surface hazards  | Low                                    | Low             | 1) Remove and replace with new components or 2) wet scrape/sand all surfaces, make necessary repairs, stabilize surfaces and encapsulate with a Michigan approved encapsulant or 3) strip all surfaces bare to the substrate (either chemically or using mechanical wet methods), make necessary repairs and recoat. | Wet scrape / sand all surfaces, make necessary repairs, stabilize all surfaces and repaint.   |
| <b>Stair up 8</b>   |  |                 |  |   |
| <b>Ceiling (at first floor only-second floor is same as Hall 9 ceiling)</b> represents a deteriorated lead paint surface hazard   | Medium                                 | High            | 1) Enclose with drywall or other suitable wallboard material or 2) wet scrape/sand all surfaces, make necessary repairs, stabilize surfaces and encapsulate with a Michigan approved encapsulant.  | Wet scrape / sand all surfaces, make necessary repairs, stabilize all surfaces and repaint.   |
| <b>Hall 9</b>   |  |                 |  |   |
| <b>Cabinet exterior and drawers (located in closet)</b> represent deteriorated lead paint friction/impact surface hazards   | Low                                    | Low             | 1) Remove and replace with new components or 2) strip all surfaces bare to the substrate, make necessary repairs and recoat.   | 1) Use friction reduction treatments (jamb liners, weatherstripping, rubber padding, tread covers, etc.) to reduce wear or 2) Wet plane all friction / impact surfaces, wet scrape all remaining surfaces, make necessary repairs, stabilize all surfaces and repaint.  |
| <b>Bedroom 10</b>   |  |                 |  |   |
| <b>Door jamb, closet jamb and stops</b> represent deteriorated lead paint friction/impact surface hazards   | Medium                                 | Medium          | 1) Remove and replace with new door systems or 2) replace individual lead painted components or 3) strip all surfaces bare to the substrate, stabilize surfaces, and repaint.  | 1) Refit door to eliminate friction points, wet scrape/sand all surfaces, make necessary repairs, including installation of weatherstripping or other "soft" stop material, stabilize all surfaces and repaint 2) Use friction reduction treatments (jamb liners, weatherstripping, rubber padding, tread covers, etc.) to reduce wear or 3) Wet plane all friction / impact surfaces, wet scrape all remaining surfaces, make necessary repairs, stabilize all surfaces and repaint. |
| <b>Window stops</b> represent deteriorated lead paint friction/impact surface hazards   | Low                                    | Medium          | 1) Remove and replace with new components or 2) strip all surfaces bare to the substrate, make necessary repairs and recoat.   | 1) Use friction reduction treatments (jamb liners, weatherstripping, rubber padding, tread covers, etc.) to reduce wear or 2) Wet plane all friction / impact surfaces, wet scrape all remaining surfaces, make necessary repairs, stabilize all surfaces and repaint.  |
| <b>Window and door casings</b> represent deteriorated lead paint surface hazards  | Medium                                 | Low             | 1) Remove and replace with new components or 2) wet scrape/sand all surfaces, make necessary repairs, stabilize surfaces and encapsulate with a Michigan approved encapsulant or 3) strip all surfaces bare to the substrate (either chemically or using mechanical wet methods), make necessary repairs and recoat. | Wet scrape / sand all surfaces, make necessary repairs, stabilize all surfaces and repaint.   |

**ETC - ENVIRONMENTAL SERVICES WILCO ENVIRONMENTAL**

| <b>Summary of<br/>Existing Lead Based Paint Hazards including<br/>Abatement and Interim Control Options</b>   |  |                 |  |   |
|---|--|-----------------|--|---|
| <i>Client</i>   | Genesee County Land Bank               |                 |  |   |
| <i>Survey Location:</i>   | 407 W. 5th Street Ct., Flint, MI 48503 |                 |  |   |
| <i>Survey Date:</i>   | 03/30/11                               | <b>Job#:</b>    | 136068   |   |
| <i>Inspectors:</i>  | Michael Gravlin                        |                 |  |   |
| <p><b>The items listed here represent the lead based paint hazards found at this building/site. For each identified hazard, there are corresponding options for performing abatement (long term) fixes and interim control (shorter term) fixes. The client and/or their representative need to select the appropriate and affordable solution to address each of the identified hazards.</b></p> <p><b>*Always refer to the Potential Hazard Chart (Appendix C) to determine where other lead painted items may be located as not to create additional hazards during the course of the work. If these items are disturbed, lead safe work practices must be followed.</b></p> <p><b>*Selected abatement and interim control activities should be completed by a certified abatement contractor or when appropriate a certified renovation firm. After completing these activities, complete and thorough cleaning must be performed following EPA/HUD "Lead Safe Work Practices Procedures". Additionally, after all work has been completed, a final lead clearance should be conducted and may be required. It is the responsibility of the person(s) performing the lead hazard control work to ensure that all appropriate procedures and regulations are followed.</b></p> |  |                 |  |   |
| <b>Identified Hazard</b>  | <b>Severity</b>                        | <b>Priority</b> | <b>Abatement Options</b>   | <b>Interim Control Options</b>  |
| <b>Door casings and closet casings</b> represent deteriorated lead paint surface hazards  | Medium                                 | Low             | 1) Remove and replace with new components or 2) wet scrape/sand all surfaces, make necessary repairs, stabilize surfaces and encapsulate with a Michigan approved encapsulant or 3) strip all surfaces bare to the substrate (either chemically or using mechanical wet methods), make necessary repairs and recoat.   | Wet scrape / sand all surfaces, make necessary repairs, stabilize all surfaces and repaint.   |
| <b>Baseboards and closet baseboards</b> represent deteriorated lead paint surface hazards   | Medium                                 | Low             | 1) Remove and replace with new components or 2) wet scrape/sand all surfaces, make necessary repairs, stabilize surfaces and encapsulate with a Michigan approved encapsulant (containing a bite inhibitor product) and install stops at all contact points with other building components (I.E. doors, etc...) or 3) strip all surfaces bare to the substrate, make necessary repairs and recoat. | Wet scrape / sand all surfaces, make necessary repairs, stabilize all surfaces and repaint. Install stops at all contact points with other building components (I.E. doors, etc...)   |
| <b>Bedroom 11</b>   |  |                 |  |   |
| <b>Door jambs and closet jambs</b> represent deteriorated lead paint friction/impact surface hazards  | Medium                                 | Medium          | 1) Remove and replace with new door systems or 2) replace individual lead painted components or 3) strip all surfaces bare to the substrate, stabilize surfaces, and repaint.  | 1) Refit door to eliminate friction points, wet scrape/sand all surfaces, make necessary repairs, including installation of weatherstripping or other "soft" stop material, stabilize all surfaces and repaint 2) Use friction reduction treatments (jamb liners, weatherstripping, rubber padding, tread covers, etc.) to reduce wear or 3) Wet plane all friction / impact surfaces, wet scrape all remaining surfaces, make necessary repairs, stabilize all surfaces and repaint. |
| <b>Window aprons and sills</b> represent deteriorated lead paint surface hazards  | Low                                    | High            | 1) Remove and replace with new components or 2) wet scrape/sand all surfaces, make necessary repairs, stabilize surfaces and encapsulate with a Michigan approved encapsulant (should contain a bite inhibitor product for chewable surfaces) or 3) strip all surfaces bare to the substrate (either chemically or using mechanical wet methods), make necessary repairs and recoat.               | Wet scrape / sand all surfaces, make necessary repairs, stabilize all surfaces and repaint.   |
| <b>Door casings and closet casings</b> represent deteriorated lead paint surface hazards  | Medium                                 | Low             | 1) Remove and replace with new components or 2) wet scrape/sand all surfaces, make necessary repairs, stabilize surfaces and encapsulate with a Michigan approved encapsulant or 3) strip all surfaces bare to the substrate (either chemically or using mechanical wet methods), make necessary repairs and recoat.   | Wet scrape / sand all surfaces, make necessary repairs, stabilize all surfaces and repaint.   |
| <b>Bedroom 12</b>   |  |                 |  |   |

**ETC - ENVIRONMENTAL SERVICES WILCO ENVIRONMENTAL**

| <b>Summary of<br/>Existing Lead Based Paint Hazards including<br/>Abatement and Interim Control Options</b>   |  |                 |  |   |
|---|--|-----------------|--|---|
| <i>Client</i>   | Genesee County Land Bank               |                 |  |   |
| <i>Survey Location:</i>   | 407 W. 5th Street Ct., Flint, MI 48503 |                 |  |   |
| <i>Survey Date:</i>   | 03/30/11                               | <b>Job#:</b>    | 136068   |   |
| <i>Inspectors:</i>  | Michael Gravlin                        |                 |  |   |
| <p><b>The items listed here represent the lead based paint hazards found at this building/site. For each identified hazard, there are corresponding options for performing abatement (long term) fixes and interim control (shorter term) fixes. The client and/or their representative need to select the appropriate and affordable solution to address each of the identified hazards.</b></p> <p><b>*Always refer to the Potential Hazard Chart (Appendix C) to determine where other lead painted items may be located as not to create additional hazards during the course of the work. If these items are disturbed, lead safe work practices must be followed.</b></p> <p><b>*Selected abatement and interim control activities should be completed by a certified abatement contractor or when appropriate a certified renovation firm. After completing these activities, complete and thorough cleaning must be performed following EPA/HUD "Lead Safe Work Practices Procedures". Additionally, after all work has been completed, a final lead clearance should be conducted and may be required. It is the responsibility of the person(s) performing the lead hazard control work to ensure that all appropriate procedures and regulations are followed.</b></p> |  |                 |  |   |
| <b>Identified Hazard</b>  | <b>Severity</b>                        | <b>Priority</b> | <b>Abatement Options</b>   | <b>Interim Control Options</b>  |
| <b>Door jambs and closet jambs</b> represent deteriorated lead paint <b>friction/impact</b> surface hazards   | Medium                                 | Medium          | 1) Remove and replace with new door systems or 2) replace individual lead painted components or 3) strip all surfaces bare to the substrate, stabilize surfaces, and repaint.  | 1) Refit door to eliminate friction points, wet scrape/sand all surfaces, make necessary repairs, including installation of weatherstripping or other "soft" stop material, stabilize all surfaces and repaint 2) Use friction reduction treatments (jamb liners, weatherstripping, rubber padding, tread covers, etc.) to reduce wear or 3) Wet plane all friction / impact surfaces, wet scrape all remaining surfaces, make necessary repairs, stabilize all surfaces and repaint. |
| <b>Door casings and closet casings</b> represent deteriorated lead paint surface hazards  | Medium                                 | Low             | 1) Remove and replace with new components or 2) wet scrape/sand all surfaces, make necessary repairs, stabilize surfaces and encapsulate with a Michigan approved encapsulant or 3) strip all surfaces bare to the substrate (either chemically or using mechanical wet methods), make necessary repairs and recoat.   | Wet scrape / sand all surfaces, make necessary repairs, stabilize all surfaces and repaint.   |
| <b>Baseboards</b> represent deteriorated lead paint surface hazards   | Medium                                 | Low             | 1) Remove and replace with new components or 2) wet scrape/sand all surfaces, make necessary repairs, stabilize surfaces and encapsulate with a Michigan approved encapsulant (containing a bite inhibitor product) and install stops at all contact points with other building components (I.E. doors, etc...) or 3) strip all surfaces bare to the substrate, make necessary repairs and recoat. | Wet scrape / sand all surfaces, make necessary repairs, stabilize all surfaces and repaint. Install stops at all contact points with other building components (I.E. doors, etc...)   |
| <b>Bathroom 13</b>  |  |                 |  |   |
| <b>Door jambs</b> represent deteriorated lead paint <b>friction/impact</b> surface hazards  | Medium                                 | Medium          | 1) Remove and replace with new door systems or 2) replace individual lead painted components or 3) strip all surfaces bare to the substrate, stabilize surfaces, and repaint.  | 1) Refit door to eliminate friction points, wet scrape/sand all surfaces, make necessary repairs, including installation of weatherstripping or other "soft" stop material, stabilize all surfaces and repaint 2) Use friction reduction treatments (jamb liners, weatherstripping, rubber padding, tread covers, etc.) to reduce wear or 3) Wet plane all friction / impact surfaces, wet scrape all remaining surfaces, make necessary repairs, stabilize all surfaces and repaint. |
| <b>Window stops</b> represent deteriorated lead paint <b>friction/impact</b> surface hazards  | Low                                    | Medium          | 1) Remove and replace with new components or 2) strip all surfaces bare to the substrate, make necessary repairs and recoat.   | 1) Use friction reduction treatments (jamb liners, weatherstripping, rubber padding, tread covers, etc.) to reduce wear or 2) Wet plane all friction / impact surfaces, wet scrape all remaining surfaces, make necessary repairs, stabilize all surfaces and repaint.  |

**ETC - ENVIRONMENTAL SERVICES WILCO ENVIRONMENTAL**

| <b>Summary of<br/>Existing Lead Based Paint Hazards including<br/>Abatement and Interim Control Options</b>   |  |                 |  |   |
|---|--|-----------------|--|---|
| <i>Client</i>   | Genesee County Land Bank               |                 |  |   |
| <i>Survey Location:</i>   | 407 W. 5th Street Ct., Flint, MI 48503 |                 |  |   |
| <i>Survey Date:</i>   | 03/30/11                               | <b>Job#:</b>    | 136068   |   |
| <i>Inspectors:</i>  | Michael Gravlin                        |                 |  |   |
| <p><b>The items listed here represent the lead based paint hazards found at this building/site. For each identified hazard, there are corresponding options for performing abatement (long term) fixes and interim control (shorter term) fixes. The client and/or their representative need to select the appropriate and affordable solution to address each of the identified hazards.</b></p> <p><b>*Always refer to the Potential Hazard Chart (Appendix C) to determine where other lead painted items may be located as not to create additional hazards during the course of the work. If these items are disturbed, lead safe work practices must be followed.</b></p> <p><b>*Selected abatement and interim control activities should be completed by a certified abatement contractor or when appropriate a certified renovation firm. After completing these activities, complete and thorough cleaning must be performed following EPA/HUD "Lead Safe Work Practices Procedures". Additionally, after all work has been completed, a final lead clearance should be conducted and may be required. It is the responsibility of the person(s) performing the lead hazard control work to ensure that all appropriate procedures and regulations are followed.</b></p> |  |                 |  |   |
| <b>Identified Hazard</b>  | <b>Severity</b>                        | <b>Priority</b> | <b>Abatement Options</b>   | <b>Interim Control Options</b>  |
| <b>Window and door casings</b> represent deteriorated lead paint surface hazards  | Medium                                 | Low             | 1) Remove and replace with new components or 2) wet scrape/sand all surfaces, make necessary repairs, stabilize surfaces and encapsulate with a Michigan approved encapsulant or 3) strip all surfaces bare to the substrate (either chemically or using mechanical wet methods), make necessary repairs and recoat.   | Wet scrape / sand all surfaces, make necessary repairs, stabilize all surfaces and repaint.   |
| <b>Bedroom 14</b>   |  |                 |  |   |
| <b>Door jambs</b> represent deteriorated lead paint friction/impact surface hazards   | Medium                                 | Medium          | 1) Remove and replace with new door systems or 2) replace individual lead painted components or 3) strip all surfaces bare to the substrate, stabilize surfaces, and repaint.  | 1) Refit door to eliminate friction points, wet scrape/sand all surfaces, make necessary repairs, including installation of weatherstripping or other "soft" stop material, stabilize all surfaces and repaint 2) Use friction reduction treatments (jamb liners, weatherstripping, rubber padding, tread covers, etc.) to reduce wear or 3) Wet plane all friction / impact surfaces, wet scrape all remaining surfaces, make necessary repairs, stabilize all surfaces and repaint. |
| <b>Window stops</b> represent deteriorated lead paint friction/impact surface hazards   | Low                                    | Medium          | 1) Remove and replace with new components or 2) strip all surfaces bare to the substrate, make necessary repairs and recoat.   | 1) Use friction reduction treatments (jamb liners, weatherstripping, rubber padding, tread covers, etc.) to reduce wear or 2) Wet plane all friction / impact surfaces, wet scrape all remaining surfaces, make necessary repairs, stabilize all surfaces and repaint.  |
| <b>Window and door casings</b> represent deteriorated lead paint surface hazards  | Medium                                 | Low             | 1) Remove and replace with new components or 2) wet scrape/sand all surfaces, make necessary repairs, stabilize surfaces and encapsulate with a Michigan approved encapsulant or 3) strip all surfaces bare to the substrate (either chemically or using mechanical wet methods), make necessary repairs and recoat.   | Wet scrape / sand all surfaces, make necessary repairs, stabilize all surfaces and repaint.   |
| <b>Baseboards</b> represent deteriorated lead paint surface hazards   | Medium                                 | Low             | 1) Remove and replace with new components or 2) wet scrape/sand all surfaces, make necessary repairs, stabilize surfaces and encapsulate with a Michigan approved encapsulant (containing a bite inhibitor product) and install stops at all contact points with other building components (I.E. doors, etc...) or 3) strip all surfaces bare to the substrate, make necessary repairs and recoat. | Wet scrape / sand all surfaces, make necessary repairs, stabilize all surfaces and repaint. Install stops at all contact points with other building components (I.E. doors, etc..)  |
| <b>Family Room 16</b>   |  |                 |  |   |

**ETC - ENVIRONMENTAL SERVICES WILCO ENVIRONMENTAL**

| <b>Summary of Existing Lead Based Paint Hazards including Abatement and Interim Control Options</b>   |  |                 |  |   |
|---|--|-----------------|--|---|
| <i>Client</i>   | Genesee County Land Bank               |                 |  |   |
| <i>Survey Location:</i>   | 407 W. 5th Street Ct., Flint, MI 48503 |                 |  |   |
| <i>Survey Date:</i>   | 03/30/11                               | <b>Job#:</b>    | 136068   |   |
| <i>Inspectors:</i>  | Michael Gravlin                        |                 |  |   |
| <p><b>The items listed here represent the lead based paint hazards found at this building/site. For each identified hazard, there are corresponding options for performing abatement (long term) fixes and interim control (shorter term) fixes. The client and/or their representative need to select the appropriate and affordable solution to address each of the identified hazards.</b></p> <p><b>*Always refer to the Potential Hazard Chart (Appendix C) to determine where other lead painted items may be located as not to create additional hazards during the course of the work. If these items are disturbed, lead safe work practices must be followed.</b></p> <p><b>*Selected abatement and interim control activities should be completed by a certified abatement contractor or when appropriate a certified renovation firm. After completing these activities, complete and thorough cleaning must be performed following EPA/HUD "Lead Safe Work Practices Procedures". Additionally, after all work has been completed, a final lead clearance should be conducted and may be required. It is the responsibility of the person(s) performing the lead hazard control work to ensure that all appropriate procedures and regulations are followed.</b></p> |  |                 |  |   |
| <b>Identified Hazard</b>  | <b>Severity</b>                        | <b>Priority</b> | <b>Abatement Options</b>   | <b>Interim Control Options</b>  |
| <b>Window casings</b> represent deteriorated lead paint surface hazards   | Medium                                 | Low             | 1) Remove and replace with new components or 2) wet scrape/sand all surfaces, make necessary repairs, stabilize surfaces and encapsulate with a Michigan approved encapsulant or 3) strip all surfaces bare to the substrate (either chemically or using mechanical wet methods), make necessary repairs and recoat. | Wet scrape / sand all surfaces, make necessary repairs, stabilize all surfaces and repaint.   |
| <b>Basement Stair 17</b>  |  |                 |  |   |
| <b>Door and jamb</b> represent deteriorated lead paint friction/impact surface hazards  | Medium                                 | Medium          | 1) Remove and replace with new door systems or 2) replace individual lead painted components or 3) strip all surfaces bare to the substrate, stabilize surfaces, and repaint.  | 1) Refit door to eliminate friction points, wet scrape/sand all surfaces, make necessary repairs, including installation of weatherstripping or other "soft" stop material, stabilize all surfaces and repaint 2) Use friction reduction treatments (jamb liners, weatherstripping, rubber padding, tread covers, etc.) to reduce wear or 3) Wet plane all friction / impact surfaces, wet scrape all remaining surfaces, make necessary repairs, stabilize all surfaces and repaint. |
| <b>Door casings</b> represent a deteriorated lead paint surface hazard  | Medium                                 | Low             | 1) Remove and replace with new components or 2) wet scrape/sand all surfaces, make necessary repairs, stabilize surfaces and encapsulate with a Michigan approved encapsulant or 3) strip all surfaces bare to the substrate (either chemically or using mechanical wet methods), make necessary repairs and recoat. | Wet scrape / sand all surfaces, make necessary repairs, stabilize all surfaces and repaint.   |
| <b>Basement 18</b>  |  |                 |  |   |
| <b>Door</b> represent s a deteriorated lead paint friction/impact surface hazard  | Medium                                 | Low             | 1) Remove and replace with new door systems or 2) replace individual lead painted components or 3) strip all surfaces bare to the substrate, stabilize surfaces, and repaint.  | 1) Refit door to eliminate friction points, wet scrape/sand all surfaces, make necessary repairs, including installation of weatherstripping or other "soft" stop material, stabilize all surfaces and repaint 2) Use friction reduction treatments (jamb liners, weatherstripping, rubber padding, tread covers, etc.) to reduce wear or 3) Wet plane all friction / impact surfaces, wet scrape all remaining surfaces, make necessary repairs, stabilize all surfaces and repaint. |
| <b>Door casings</b> represent a deteriorated lead paint surface hazard  | Low                                    | Low             | 1) Remove and replace with new components or 2) wet scrape/sand all surfaces, make necessary repairs, stabilize surfaces and encapsulate with a Michigan approved encapsulant or 3) strip all surfaces bare to the substrate (either chemically or using mechanical wet methods), make necessary repairs and recoat. | Wet scrape / sand all surfaces, make necessary repairs, stabilize all surfaces and repaint.   |
| <b>Basement 19</b>  |  |                 |  |   |

**ETC - ENVIRONMENTAL SERVICES WILCO ENVIRONMENTAL**

| <b>Summary of<br/>Existing Lead Based Paint Hazards including<br/>Abatement and Interim Control Options</b>   |  |                 |  |  |
|---|--|-----------------|--|--|
| <i>Client</i>   | Genesee County Land Bank               |                 |  |  |
| <i>Survey Location:</i>   | 407 W. 5th Street Ct., Flint, MI 48503 |                 |  |  |
| <i>Survey Date:</i>   | 03/30/11                               | <b>Job#:</b>    | 136068   |  |
| <i>Inspectors:</i>  | Michael Gravlin                        |                 |  |  |
| <p><b>The items listed here represent the lead based paint hazards found at this building/site. For each identified hazard, there are corresponding options for performing abatement (long term) fixes and interim control (shorter term) fixes. The client and/or their representative need to select the appropriate and affordable solution to address each of the identified hazards.</b></p> <p><b>*Always refer to the Potential Hazard Chart (Appendix C) to determine where other lead painted items may be located as not to create additional hazards during the course of the work. If these items are disturbed, lead safe work practices must be followed.</b></p> <p><b>*Selected abatement and interim control activities should be completed by a certified abatement contractor or when appropriate a certified renovation firm. After completing these activities, complete and thorough cleaning must be performed following EPA/HUD "Lead Safe Work Practices Procedures". Additionally, after all work has been completed, a final lead clearance should be conducted and may be required. It is the responsibility of the person(s) performing the lead hazard control work to ensure that all appropriate procedures and regulations are followed.</b></p> |  |                 |  |  |
| <b>Identified Hazard</b>  | <b>Severity</b>                        | <b>Priority</b> | <b>Abatement Options</b>   | <b>Interim Control Options</b>   |
| <b>Door</b> represent s a deteriorated lead paint friction/impact surface hazard  | Medium                                 | Low             | 1) Remove and replace with new door systems or 2) replace individual lead painted components or 3) strip all surfaces bare to the substrate, stabilize surfaces, and repaint.  | 1) Refit door to eliminate friction points, wet scrape/sand all surfaces, make necessary repairs,including installation of weatherstripping or other "soft" stop material, stabilize all surfaces and repaint 2) Use friction reduction treatments (jamb liners, weatherstripping, rubber padding, tread covers, etc.) to reduce wear or 3) Wet plane all friction / impact surfaces, wet scrape all remaining surfaces, make necessary repairs, stabilize all surfaces and repaint. |
| <b>Door casings</b> represent a deteriorated lead paint surface hazard  | Low                                    | Low             | 1) Remove and replace with new components or 2) wet scrape/sand all surfaces, make necessary repairs, stabilize surfaces and encapsulate with a Michigan approved encapsulant or 3) strip all surfaces bare to the substrate (either chemically or using mechanical wet methods), make necessary repairs and recoat. | Wet scrape / sand all surfaces, make necessary repairs, stabilize all surfaces and repaint.  |
| <b>Cabinet doors</b> represents deteriorated lead paint friction/impact surface hazards   | Low                                    | Medium          | 1) Remove and replace with new components or 2) strip all surfaces bare to the substrate, make necessary repairs and recoat.   | 1) Use friction reduction treatments (jamb liners, weatherstripping, rubber padding, tread covers, etc.) to reduce wear or 2) Wet plane all friction / impact surfaces, wet scrape all remaining surfaces, make necessary repairs, stabilize all surfaces and repaint.   |
| <b>Cabinet casings</b> represent a deteriorated lead paint surface hazard   | Low                                    | Low             | 1) Remove and replace with new components or 2) wet scrape/sand all surfaces, make necessary repairs, stabilize surfaces and encapsulate with a Michigan approved encapsulant or 3) strip all surfaces bare to the substrate (either chemically or using mechanical wet methods), make necessary repairs and recoat. | Wet scrape / sand all surfaces, make necessary repairs, stabilize all surfaces and repaint.  |
| <b>Basement Entry 20</b>  |  |                 |  |  |
| <b>Entry door and jamb</b> represent deteriorated lead paint friction/impact surface hazards  | High                                   | High            | 1) Remove and replace with new door systems or 2) replace individual lead painted components or 3) strip all surfaces bare to the substrate, stabilize surfaces, and repaint.  | 1) Refit door to eliminate friction points, wet scrape/sand all surfaces, make necessary repairs,including installation of weatherstripping or other "soft" stop material, stabilize all surfaces and repaint 2) Use friction reduction treatments (jamb liners, weatherstripping, rubber padding, tread covers, etc.) to reduce wear or 3) Wet plane all friction / impact surfaces, wet scrape all remaining surfaces, make necessary repairs, stabilize all surfaces and repaint. |



***During the course of this lead combination investigation:***

***Lead Based Paint was identified on some components***

***Lead Based Paint Hazards were identified in some areas***

## **II.) PURPOSE AND SCOPE OF WORK**

Attached here within are the results of a lead based paint (LPB) combination inspection and risk assessment (combination survey) performed by Michael Gravlin of ETC - Environmental Services (ETC). This combination survey was performed for Genesee County Land Bank at 407 W. Fifth Street in Flint, MI 48503. The site work was performed on March 30, 2011 by Michael Gravlin. Michael Gravlin is an EPA certified lead risk assessor and has completed the manufacturer's training course regarding radiation safety and x-ray measurement technology.

The purpose of a lead combination survey is to identify any existing lead paint and/or lead hazards that might exist within the residence. The process of identifying all lead based paint in a residence is referred to as a lead inspection while identifying all lead hazards in a residence is a risk assessment. It has become common in the industry to perform both of these services at one time and this is referred to as a lead combination survey. Although this report represents both services, for the purposes of discussion, we will discuss the methods and goals of inspections and risk assessments separately.

### **A. Lead Inspections**

ETC's inspection started by breaking down the dwelling into separate functional areas. For the testing of paint, each functional area was then broken down into different building components, according to the various colors and substrates. Samples were collected using a X-Ray Fluorescence (XRF) analyzer. The XRF uses radioactive cadmium to determine the amount of lead located within each surface tested. At the time of this report, HUD has defined Lead-Based Paint (LBP) as paint with an average concentration of 1.0 mg/cm<sup>2</sup>, or greater using the XRF technology. Test results for this residence that can be compared against the HUD and EPA standards can be found in Appendix A.

In cases where the XRF detected LBP and the paint was in poor condition (cracked, peeling, chalking, etc.) the inspector may recommended further testing be done. Additional samples such as dust wipes, vacuum samples, air samples or soil samples may be warranted in the areas where the paint is poor condition.

### B. Lead Risk Assessments

A lead risk assessment attempts to identify lead hazards that may exist within a home. Lead hazards are defined in an important lead regulation called Title X, the Title X definition includes the following six items:

1. Lead paint that is deteriorated (flaking, chipped, peeling, etc.) in poor condition as defined by Title X.
2. Lead paint on a friction surface (i.e. rubbing doors, sliding windows, etc.) where associated dust levels exceed safe limits.
3. Lead paint on an impact surface (i.e. door jambs, stair treads, etc.) where the impact is caused by another building component.
4. Lead paint on a chewable surface (i.e. window sills, shelves, etc.) where there is visible evidence of teeth marks.
5. Lead contaminated dust where levels exceed safe limits.
6. Lead contaminated soils where levels exceed safe limits.

A lead risk assessment attempts to identify hazards by taking a series of dust, soil and deteriorated paint samples and comparing them to associated limits developed by HUD and EPA.

### C. Project Limitations and Problems

Throughout the course of any LBP combination there can be a number of problems including: areas or surfaces that could not be tested, inaccessible areas, locked doors, problems due to inclement weather, etc. During this combination there may have been materials or items that could not be tested or sampled. These materials must be assumed to be lead based paint and treated as such. The items / materials that could not be tested and must therefore be assumed to be lead painted include:

- Kitchen 5, Bath Room 6, and Basement window exteriors were inaccessible. Window dormer on house and garage could not be reached for testing. These components are visibly similar to others on the property, and should be considered as having the same results.

There may have also been unusual circumstances for this project that may have affected the project. The unusual circumstances existing at 407 W. Fifth Street included:

- The house is in overall poor condition. House exterior is brick, with all wood windows including basement windows. Murals on Room 12 walls appear to be modern images (post-1978) and therefore not tested.. Room 4 windows have leaded glass. Attic has been converted to living space– Family Room 16.
- Detached garage has brick exterior with wood windows that are operational. Garage interior was tested, with the exception of the east bay which was inaccessible. Interior walls appear to have been spray painted. Only one entry door was present.

- X-Ray Fluorescence (XRF) is a non-destructive type of paint testing. Inspectors do not remove items that are fastened shut, down, together or otherwise made to impede access. Drop ceiling tiles, furniture, equipment, and other items are not removed by the inspectors, those areas should be made to be accessible to the inspector by the building owner. Excessive storage conditions, deferred cleaning practices, and unsafe building conditions could be cause for a building component to not be tested. If a building component is present but does not show up on the inspection report it should be considered to be lead painted unless it was installed after 1978 or has a factory finish on it.
- It is also possible that wall hangings, flags, banners, pictures wall shelving units and large furniture may hide damage to wall surfaces. If those items are covering up damage, it could change the classification of that component from intact or fair to poor. If this is the case, treat those damaged surfaces as though they are a hazard.
- Bare soil areas will change with usage, weather and other factors beyond the control of the risk assessor who wrote this report.

### III.) REGULATORY INFORMATION

#### A. Title X

In October of 1992 the Residential Lead-Based Paint Hazard Reduction Act was passed. This was a sweeping act aimed at reducing the exposure to Americans to lead hazards. The regulation affected all areas of the population. As part of Title X, many other agencies were charged with responsibilities in assuring the LBP's were addressed. OSHA was required to pass a construction standard, HUD was required to promulgate specific and definitive rules for addressing Public and Indian housing and the EPA was required to pass regulations for real estate disclosure, pre-renovation disclosure, training and certification programs for people working on or with LBP and rules for conducting renovation activities safely following "lead safe work practices". This act is the base from which all other regulations affecting LBP have grown.

#### B. Department of Housing and Urban Development (HUD) Regulations

By recognizing lead based paint (LBP) as a potential health hazard, HUD became the lead federal agency in the identification of lead hazards and has the primary responsibility to regulate LBP in Public or Indian housing. HUD has generated guidelines and performed extensive research to develop comprehensive requirements for LBP inspections, risk assessments and lead abatement or removal activities. These guidelines are enforceable in Public or Indian housing projects or any other project where HUD funds are dispersed. This includes most community development block grant (CDBG) funds as well as other housing assistance as provided by HUD, VA, etc. These methods represent the "State of the Art" technology for lead activities. At this point, EPA has developed similar rules that are in force in all housing and child occupied facilities and are enforced on a State by State basis.

If the work to be completed on this project is federally, state or locally funded, it is likely the full HUD regulations will apply. HUD program requirements for most projects are determined by the amount of money spent on the project. In general the requirements are:

***For all projects where the rehabilitation costs will be between \$0 - \$25,000***

Genesee County Land Bank or their contractors (as you determine) may choose any combination of the following three (3) options to address the hazards found in the executive summary.

- all interim control options
- some interim controls and some abatement options
- or all abatement options

Also, please note that anytime even one abatement option is chosen, the contractor and their employees must be fully certified licensed through the State of Michigan – Lead Program to perform any abatement work.

***For all projects where the rehabilitation costs will exceed \$25,000***

In this case, Genesee County Land Bank or their contractors (as you determine) must chose ONLY abatement options to address the hazards identified.

This has serious repercussions for Genesee County Land Bank as abatement options are almost always more expensive than interim controls and this price difference between \$24,999 and \$25,001 may require large extra lead expenses to the program costs for this property. *You may wish to share this information with all of your selected contractors so they better understand the potential cost increases when their bid price exceeds \$25,000.*

Please note, this is only a general outline and the HUD regulations are very complex. For instance some costs on a project (i.e. the initial risk assessment and final clearance) may not count toward the rehabilitation costs. For further information, refer to the HUD guidelines or contact a ETC representative.

C. Environmental Protection Agency (EPA):

Recently, EPA adopted HUD guidelines for conducting LBP inspections, risk assessments and abatement work practices for lead issues. Both HUD and EPA define Lead-based Paint (LBP) as an average concentration of 1.0 mg/cm<sup>2</sup> when using XRF technology and 1/2 % by weight when reviewing paint chips.

- EPA Real Estate Disclosure Act: EPA issued a regulation to insure that families receive information necessary to protect themselves from LBP hazards when purchasing, renting or leasing an older home. In order to accomplish this, the EPA required information to be disseminated during real estate transfers. This act requires sellers and landlords to:
  - Disclose all known information on LBP and hazards in the housing.
  - Complete a Federal disclosure form, including a lead warning statement, provide a copy to the purchaser/prospect, and retain it for three years.
  - Provide purchasers/prospective tenants with an EPA pamphlet on lead hazards.
  - Sellers are also required to give purchasers a 10-day opportunity to conduct a LBP inspection or risk assessment before becoming obligated to purchase the housing.

Agents are required to ensure that the seller or leaser comply with these requirements or perform these requirements themselves. Failure of the seller, leaser, or agent to comply could result in being sued for damages, and being subjected to civil and criminal penalties, such as potential fines and imprisonment.

- EPA Pre-Renovation Rule (PRE): Additionally, EPA issued a regulation to insure contractors warn occupants considering construction within their residence of the possibility that lead dust could be created and work with the selected contractor to reduce this possibility. This act requires renovation contractors of older homes to:
  - Discuss information on LBP and hazards that could be created during a renovation project.
  - Provide purchasers/prospective tenants with an EPA pamphlet on lead hazards and get a signature or other evidence of delivery.
  - This regulation also recommended that all renovations in older housing be completed by trained persons following lead safe work practices.
- EPA Renovation, Repair and Painting Rule (RRP): The most recent EPA regulation (April 2010) regarding LBP was the RRP. This regulation substantially changed requirements for all contractors performing renovations in older housing. This act requires renovation contractors of older homes to:
  - Requires all contractors to have a “certified renovator” working on each project to insure that the regulation is followed. Must be on-site during set-up, cleaning and self conducted clearance.
  - Certified renovators must take an 8 hour training class to receive their certification directly from the EPA.
  - Not only do individuals have to become certified, the companies taking contracts for work need to become “Certified Firms”. This involves applying to the EPA and paying a fee.
  - All work on any affected project must be done following lead safe work practices as taught in the class.
  - Requires posting of work area and possibly containment of work space.
  - Requires a final visual wipe test clearance be performed by the “Certified Renovator”. No neutral third party clearance is required but can be done if desired.

#### D. Occupational Safety and Health Administration (OSHA):

Additionally, OSHA has established regulations to prevent high lead exposure to employees working in lead related occupations. Along with establishing a permissible exposure limit (PEL), OSHA, working with the National Institute for Occupational Safety and Health (NIOSH), has mandated engineering, work practice and administrative controls to protect the worker. The current PEL at the time of this report is a concentration no greater than 50 micrograms per cubic meter of air.

#### E. City of Detroit (Ordinances and Codes)

The purpose and intent of the proposed amendments is to protect the health and welfare of children who occupy rented residential dwellings that contain lead-based paint hazards. Part II of this division requires owners of rental property to have a lead inspection and risk assessment performed at the rental property to determine the presence of lead paint and lead-based paint hazards. If lead based paint hazards exist, then the hazards must be reduced and controlled through interim controls or abatement prior to a tenant occupying the rental property. After interim controls or abatement are performed, the owner must obtain a clearance examination. Owners of rental property must obtain a lead clearance pursuant to Part II in order to receive a certificate of compliance from the City. A certificate of compliance is required for occupancy.

## IV.) SAMPLE RESULTS AND INFORMATION

### A. Lead Paint Sampling

Lead paint sample results are contained in Appendix B. All types of painted surfaces were tested using X-Ray fluorescence (XRF) technologies. XRF uses gamma photons from a sealed irradiation source to strike the atoms within the painted surface. Most commonly, an isotope of cobalt or cadmium is used to produce gamma photons. Because the source is radioactive, training and certification is required to operate an XRF lead analyzer. All inspectors have received the EPA three day lead inspection training and the manufacturer's XRF training. The radiation safety officer for ETC is Jeremy Westcott.

The serial number of the XRF instrument utilized in this project was 19124. These instruments are registered as radioactive materials with the State of Michigan Department of Environmental Quality. The registration number for these instruments is 031070-01-l01. ETC's representatives handle and operate the XRF instrument in accordance with the manufacturers' directives and methods described in the HUD Guidelines.

ETC's lead testing results are applicable for the time that testing was conducted and for the condition of surfaces at the time they were tested. If questions arise regarding lead content on surfaces that were not tested (or were inaccessible) by ETC, then additional testing services should be solicited to test those surfaces for lead.

### B. Lead Dust Sampling

For combination surveys, lead dust sampling is required in areas where children are most likely to come into contact with dust. Areas for consideration include: children's bedroom (s), family rooms, play rooms, kitchens, bathrooms, etc. Lead dust samples are to be taken from at least six different rooms with samples from both the floor and either a window sill or window well within each room.

Current limits for lead dust samples taken during combination surveys are as follows in micrograms per square foot ( $\mu\text{g}/\text{ft}^2$ ):

|      | Floors | Window Sills | Window Wells/<br>Troughs | Ext. Concrete |
|------|--------|--------------|--------------------------|---------------|
| HUD  | 40     | 250          | 400                      | 800           |
| EPA  | 40     | 250          | 400                      | 800           |
| OSHA | ~9000  | ~9000        | ~9000                    | ~9000         |

Actual dust level results noted at the 407 W. Fifth Street residence are below. Any sample above the allowable regulatory limit is in bold.

| <i>Sample #</i> | <i>Room Location</i>          | <i>Component</i> | <i>Area Wiped (in sq. ft.)</i> | <i>Lead Concentration (in ug/ft<sup>2</sup>)</i> |
|-----------------|-------------------------------|------------------|--------------------------------|--|
| <b>WS 1</b>     | <b>Living Room 3</b>          | <b>Floor</b>     | <b>1.00</b>                    | <b>1740.00</b>                                   |
| <b>WS 2</b>     | <b>Living Room 3, Side B</b>  | <b>Trough</b>    | <b>0.24</b>                    | <b>916500.00</b>                                 |
| <b>WS 3</b>     | <b>Bed Room 10</b>            | <b>Floor</b>     | <b>1.00</b>                    | <b>459.00</b>                                    |
| <b>WS 4</b>     | <b>Bed Room 10, Side D</b>    | <b>Sill</b>      | <b>0.81</b>                    | <b>555.00</b>                                    |
| <b>WS 5</b>     | <b>Bed Room 11</b>            | <b>Floor</b>     | <b>1.00</b>                    | <b>410.00</b>                                    |
| <b>WS 6</b>     | <b>Bed Room 11, Side A</b>    | <b>Trough</b>    | <b>0.89</b>                    | <b>197900.00</b>                                 |
| <b>WS 7</b>     | <b>Bed Room 12</b>            | <b>Floor</b>     | <b>1.00</b>                    | <b>382.00</b>                                    |
| <b>WS 8</b>     | <b>Bed Room 12, Side C</b>    | <b>Sill</b>      | <b>0.70</b>                    | <b>842.00</b>                                    |
| <b>WS 9</b>     | <b>Bed Room 14</b>            | <b>Floor</b>     | <b>1.00</b>                    | <b>478.00</b>                                    |
| <b>WS 10</b>    | <b>Bed Room 14, Side C</b>    | <b>Trough</b>    | <b>0.66</b>                    | <b>27830.00</b>                                  |
| <b>WS 11</b>    | <b>Family Room 16</b>         | <b>Floor</b>     | <b>1.00</b>                    | <b>270.00</b>                                    |
| <b>WS 12</b>    | <b>Family Room 16, Side B</b> | <b>Sill</b>      | <b>0.84</b>                    | <b>3865.00</b>                                   |

Any high dust levels noted here represent lead hazards and are included in the hazard charts in the Executive Summary. This chart details the lead dust problems identified (or lack thereof) within this residence. *Please keep in mind that if lead dust samples were not taken in each room of the residence the samples that were taken will be used to represent overall conditions in the residence.* This means that areas that were not individually sampled may be listed as having problems based upon the sampling that was conducted in other areas.

### C. Lead Soil Sampling

Lead soil sampling is required in areas where bare exposed soil is present around the house and the yard. Areas for consideration include: house perimeter, gardens, play areas, driveways, etc. Lead soil samples will only be taken if bare exposed soils exist. Sampling usually involves three areas: play areas where children are likely to come in contact with soil, the perimeter of the home (i.e. gardens, etc.) and other non-play areas of the yard where contact is less likely.

Current limits for lead soil samples taken during combination surveys are as follows in parts per million (ppm):

|     | Play Areas | House Perimeter or Other Areas of Yard |
|-----|------------|--|
| HUD | 400        | 1200                                   |
| EPA | 400        | 1200                                   |

Actual soil results for the 407 W. Fifth Street residence can be found in the chart below. Any sample above the allowable regulatory limit is in bold.

|      | Location                    | Results (parts per million) |
|------|-----------------------------|-----------------------------|
| SS-1 | Perimeter of House          | 1113                        |
| SS-2 | Garage Perimeter (Non-play) | 527                         |

Any high soil levels noted here represent lead hazards and are included in the hazard charts in the Executive Summary. This chart details the lead soil problems identified (or lack thereof) within this residence. Please keep in mind that lead soil samples are composite samples where a small portion is taken from four or five different locations to make up the one sample. Therefore the results of this one sample represent all of the different areas where the separate pieces were acquired. Play areas and non-play areas should never be mixed in the same sample

## **V.) HAZARD CONTROL OPTION RECOMMENDATIONS**

Types of hazards that may have been identified during the lead combination include both identified hazards and potential hazards. Identified hazards include paint, dust and soil hazards that fit the six (6) hazard definitions of HUD and the EPA detailed above. For each identified hazard, hazard control options (recommendations) are given to explain how to address any problems identified in the sampling. In the case of the 407 W. Fifth Street property, hazard control options can be found in the Executive Summary Chart.

Potential hazards are areas of the residence where the occupant or owner may be completing renovation activities in the future. If future renovation activities were identified, these areas were sampled using the XRF instrument to determine lead content. If the paint in these areas was found to be above  $1.0 \text{ mg/cm}^2$ , they were listed as potential hazards. This is required as the up-coming renovation activities will likely disturb the paint and possibly create lead based dust hazards that do not currently exist. It is critical that the homeowner (or selected renovation contractor) follow "lead safe work practices" when working on the potential hazards to avoid creating lead dust hazards. A list of potential hazards identified during the combination can be found in Appendix C.

## **VI.) RE-EVALUATION RECOMMENDATIONS**

Anytime lead paint or hazards remain in the building and are not completely removed, the risk assessor is required to make recommendations for re-evaluating the building. This is the recommended time when the homeowner should hire a certified risk assessor to determine whether (1) conditions at the home have changed possibly causing additional hazards, (2) the initial hazard control options implemented have been effective or (3) if further work is warranted. The frequency of re-evaluations recommended is dependent on both the risk assessment results and the hazard control options that are chosen and implemented.

At the time of producing this risk assessment, the risk assessor can only be sure of the current conditions, but can not know for sure which hazard control options will be selected. For this reason, ETC has chosen to include a re-evaluation chart in Appendix F. To determine the re-evaluation frequency recommended for this residence, please refer to this chart and reference Schedule 4 as given in the chart. This schedule was chosen based upon the results of the initial risk assessment. After finding the appropriate schedule, the homeowner / building manager / owner will need to know which hazard control options were conducted. By knowing the appropriate schedule (Schedule 4) and the hazard control selected (chosen by the owner) you can determine the recommended re-evaluation frequency.

If you do not wish to follow the chart, you can opt to follow the most stringent re-evaluation frequency that would be to re-evaluate at: 6 months, then 1 year then 2 years.

## VII.) COST ESTIMATE

HUD and EPA regulations require the risk assessor to provide cost estimates for possible work to be completed. Below find a rough estimate of costs associated with lead remediation activities.

|                                    |                |                       |                       |
|------------------------------------|----------------|-----------------------|-----------------------|
| Encapsulation                      | \$3.50 sq. ft. | Enclosure wood        | \$4.00 sq. ft.        |
| Wet plane friction & impact points | \$2.50 sq. ft. | Enclosure metal       | \$5.00 sq. ft.        |
| Wet scrape and repaint             | \$2.00 sq. ft. | Enclosure drywall     | \$2.50 sq. ft.        |
| Window replacement                 | \$500 each     | Door replacement      | \$750.00 each.        |
| Dust removal-clean up              | \$1.25 sq. ft. | Soil abatement        | \$10.00 sq. ft.       |
| Siding Installation                | \$2.75 sq. ft. | Component replacement | 5 times material cost |

## VIII.) RECOMMENDATIONS FOR FUTURE OPERATIONS AND MAINTENANCE

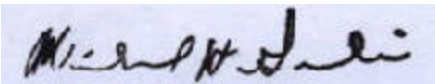
It is very important to note that future disturbance of lead painted surfaces may cause new and additional lead hazards. Homeowners, building managers and landlords are expected to follow "lead safe work practices" any time that a lead painted surface is disturbed. This means making sure very little dust is generated (i.e. wet sanding not dry sanding), not burning lead painted items, cleaning up thoroughly after work, etc.

In order to provide guidance for the owners, managers and landlords when conducting renovation, maintenance or potential future disturbance of painted surfaces, they should refer to an excellent manual developed by HUD titled "Lead Paint Safety: A Field Guide for Painting, Home Maintenance, and Renovation Work". This manual can be found for free on the Internet at <http://www.hud.gov/offices/lead/training/LBPguide.pdf>. Please download a copy of this manual before disturbing any painted surfaces within the residence. If access to the Internet is not available, you may order a copy at 1-800-424-5323.

If you have any questions not answered by this manual, please contact our office at (734) 955-6600. Thank you.

This report reviewed and submitted by

**ETC - Environmental Services**



Michael Gravlin (Cert. # P-00313)  
EPA / Michigan Certified Risk Assessor

**ETC - ENVIRONMENTAL SERVICES WILCO ENVIRONMENTAL**

**APPENDIX A**

**All Paint Samples Taken - In Order Sampled**

**Please note: Post 1978 Construction, factory finished and unpainted items were not sampled**

| Client           |       | Genesee County Land Bank               |                  |                  |           |                  |               |      |             |          |                                  |  |
|------------------|-------|--|------------------|------------------|-----------|------------------|---------------|------|-------------|----------|----------------------------------|--|
| Survey Location: |       | 407 W. 5th Street Ct., Flint, MI 48503 |                  |                  |           |                  |               |      |             |          |                                  |  |
| Survey Date:     |       | 03/30/11                               |                  |                  |           |                  |               |      |             |          |                                  |  |
| Inspectors:      |       | Michael Gravlin                        |                  |                  | License # | P-00313          |               |      | Job#        | 136068   |                                  |  |
| Sample #         | Floor | Wall / Side                            | Room and #       | Component        | Substrate | Visual Condition | Color         | Note | Depth Index | Result   | mg/cm <sup>2</sup> +/- Precision |  |
| 1                |       |  |                  |                  |           |                  |               |      |             | Positive | 1.27 +/- 0                       |  |
| 2                |       |  | <b>CALIBRATE</b> |                  |           |                  |               |      | 1.18        | Positive | 1.2 +/- 0.1                      |  |
| 3                |       |  | <b>CALIBRATE</b> |                  |           |                  |               |      | 2.69        | Positive | 1.1 +/- 0.1                      |  |
| 4                |       |  | <b>CALIBRATE</b> |                  |           |                  |               |      | 1.2         | Positive | 1.2 +/- 0.2                      |  |
| 5                | First | A                                      | Front Entry 1    | Wall             | Plaster   | POOR             | White         |      | 5           | Negative | 0.16 +/- 0.31                    |  |
| 6                | First | B                                      | Front Entry 1    | Wall             | Plaster   | POOR             | White         |      | 1.95        | Negative | 0.07 +/- 0.12                    |  |
| 7                | First | C                                      | Front Entry 1    | Wall             | Plaster   | FAIR             | White         |      | 1           | Negative | 0.02 +/- 0.04                    |  |
| 8                | First | D                                      | Front Entry 1    | Wall             | Plaster   | FAIR             | White         |      | 1           | Negative | 0.01 +/- 0.03                    |  |
| 9                | First | D                                      | Front Entry 1    | Wall, Upper      | Plaster   | FAIR             | Yellow        |      | 3.88        | Positive | 1.4 +/- 0.3                      |  |
| 10               | First | A                                      | Front Entry 1    | Wall, Upper      | Plaster   | POOR             | Yellow        |      | 5.38        | Positive | 2.1 +/- 1                        |  |
| 11               | First | B                                      | Front Entry 1    | Wall, Upper      | Plaster   | POOR             | Yellow        |      | 5.63        | Positive | 2 +/- 1                          |  |
| 12               | First | C                                      | Front Entry 1    | Wall, Upper      | Plaster   | POOR             | Yellow        |      | 1.18        | Positive | 1.6 +/- 0.5                      |  |
| 13               | First | C                                      | Front Entry 1    | Door Casing      | Wood      | POOR             | White         |      | 1           | Negative | 0 +/- 0.02                       |  |
| 14               | First | A                                      | Front Entry 1    | Door Casing      | Wood      | POOR             | White         |      | 1.69        | Negative | 0.03 +/- 0.07                    |  |
| 15               | First | A                                      | Front Entry 1    | Entry Door       | Wood      | POOR             | Clear / Stain |      | 1           | Negative | 0.01 +/- 0.04                    |  |
| 16               | First | A                                      | Front Entry 1    | Door Jamb        | Wood      | POOR             | White         |      | 2.92        | Positive | 24.8 +/- 22.7                    |  |
| 17               | First | A                                      | Front Entry 1    | Door Threshold   | Wood      | POOR             | Red           |      | 1           | Negative | 0.01 +/- 0.02                    |  |
| 18               | First | D                                      | Front Entry 1    | Baseboard        | Wood      | FAIR             | White         |      | 1.29        | Negative | 0.01 +/- 0.04                    |  |
| 19               | First | D                                      | Front Entry 1    | Trim             | Wood      | FAIR             | White         |      | 4.68        | Negative | 0.5 +/- 0.5                      |  |
| 20               | First | Ceiling                                | Front Entry 1    | Ceiling          | Plaster   | POOR             | Yellow        |      | 4.04        | Negative | 0.3 +/- 0.3                      |  |
| 21               | First | Ceiling                                | Foyer 2          | Ceiling          | Plaster   | POOR             | Yellow        |      | 4.15        | Negative | 0.21 +/- 0.27                    |  |
| 22               | First | A                                      | Foyer 2          | Wall             | Plaster   | FAIR             | Yellow        |      | 3.68        | Negative | 0.16 +/- 0.23                    |  |
| 23               | First | B                                      | Foyer 2          | Wall             | Drywall   | POOR             | Yellow        |      | 1           | Negative | 0 +/- 0.02                       |  |
| 24               | First | C                                      | Foyer 2          | Wall             | Plaster   | POOR             | Yellow        |      | 1           | Negative | 0 +/- 0.02                       |  |
| 25               | First | D                                      | Foyer 2          | Wall             | Plaster   | POOR             | Yellow        |      | 2.54        | Negative | 0.01 +/- 0.05                    |  |
| 26               | First | D                                      | Foyer 2          | Wall, Lower      | Plaster   | FAIR             | White         |      | 4.8         | Negative | 0.3 +/- 0.37                     |  |
| 27               | First | A                                      | Foyer 2          | Wall, Lower      | Plaster   | POOR             | White         |      | 2.45        | Negative | 0.27 +/- 0.2                     |  |
| 28               | First | B                                      | Foyer 2          | Wall, Lower      | Drywall   | POOR             | White         |      | 1.96        | Negative | 0.01 +/- 0.03                    |  |
| 29               | First | C                                      | Foyer 2          | Wall, Lower      | Plaster   | POOR             | White         |      | 1           | Negative | 0 +/- 0.02                       |  |
| 30               | First | C                                      | Foyer 2          | Baseboard        | Wood      | FAIR             | White         |      | 1           | Negative | 0.01 +/- 0.03                    |  |
| 31               | First | D                                      | Foyer 2          | Win. Apron       | Wood      | FAIR             | White         |      | 4.32        | Negative | 0.05 +/- 0.18                    |  |
| 32               | First | D                                      | Foyer 2          | Win. Sill/Stool  | Wood      | FAIR             | White         |      | 2.22        | Negative | 0.02 +/- 0.07                    |  |
| 33               | First | D                                      | Foyer 2          | Win. Casing      | Wood      | FAIR             | White         |      | 1           | Negative | 0 +/- 0.02                       |  |
| 34               | First | D                                      | Foyer 2          | Win. Stop        | Wood      | FAIR             | White         |      | 3.28        | Negative | 0.04 +/- 0.13                    |  |
| 35               | First | D                                      | Foyer 2          | Win. Sash        | Wood      | POOR             | White         |      | 4.37        | Negative | 0.08 +/- 0.21                    |  |
| 36               | First | D                                      | Foyer 2          | Win. Sash, ext.  | Wood      | POOR             | White         |      | 2.27        | Positive | 12 +/- 10.5                      |  |
| 37               | First | D                                      | Foyer 2          | Win. Well/Trough | Wood      | POOR             | White         |      | 3.88        | Positive | 20.5 +/- 17.4                    |  |

**ETC - ENVIRONMENTAL SERVICES WILCO ENVIRONMENTAL**

**APPENDIX A**

**All Paint Samples Taken - In Order Sampled**

**Please note: Post 1978 Construction, factory finished and unpainted items were not sampled**

| Client           |       | Genesee County Land Bank               |               |                 |           |                  |               |      |             |          |                                  |  |
|------------------|-------|--|---------------|-----------------|-----------|------------------|---------------|------|-------------|----------|----------------------------------|--|
| Survey Location: |       | 407 W. 5th Street Ct., Flint, MI 48503 |               |                 |           |                  |               |      |             |          |                                  |  |
| Survey Date:     |       | 03/30/11                               |               |                 |           |                  |               |      |             |          |                                  |  |
| Inspectors:      |       | Michael Gravlin                        |               |                 | License # | P-00313          |               |      | Job#        | 136068   |                                  |  |
| Sample #         | Floor | Wall / Side                            | Room and #    | Component       | Substrate | Visual Condition | Color         | Note | Depth Index | Result   | mg/cm <sup>2</sup> +/- Precision |  |
| 38               | First | D                                      | Foyer 2       | Win. Jamb       | Wood      | POOR             | White         |      | 4.17        | Positive | 20.4 +/- 17.4                    |  |
| 39               | First | D                                      | Foyer 2       | Radiator        | Metal     | POOR             | Silver        |      | 1.3         | Negative | 0.25 +/- 0.18                    |  |
| 40               | First | A                                      | Foyer 2       | Clos. Casing    | Wood      | FAIR             | White         |      | 4.7         | Negative | 0.04 +/- 0.16                    |  |
| 41               | First | A                                      | Foyer 2       | Clos. Jamb      | Wood      | FAIR             | White         |      | 1           | Negative | 0.01 +/- 0.03                    |  |
| 42               | First | A                                      | Foyer 2       | Clos. Stop      | Wood      | FAIR             | White         |      | 1.94        | Negative | 0.02 +/- 0.07                    |  |
| 43               | First | A                                      | Foyer 2       | Clos. Door      | Wood      | FAIR             | White         |      | 1           | Negative | 0 +/- 0.02                       |  |
| 44               | First | A                                      | Foyer 2       | Clos. Door      | Wood      | FAIR             | Yellow        |      | 2.07        | Negative | 0.01 +/- 0.06                    |  |
| 45               | First | A                                      | Foyer 2       | Clos. Baseboard | Wood      | FAIR             | Yellow        |      | 2.35        | Negative | 0.02 +/- 0.08                    |  |
| 46               | First | A                                      | Foyer 2       | Win. Apron      | Wood      | FAIR             | Yellow        |      | 1.46        | Negative | 0.01 +/- 0.05                    |  |
| 47               | First | A                                      | Foyer 2       | Win. Sill/Stool | Wood      | FAIR             | Yellow        |      | 1           | Negative | 0 +/- 0.02                       |  |
| 48               | First | A                                      | Foyer 2       | Win. Casing     | Wood      | FAIR             | Yellow        |      | 1           | Negative | 0 +/- 0.02                       |  |
| 49               | First | A                                      | Foyer 2       | Win. Stop       | Wood      | FAIR             | Yellow        |      | 1.36        | Negative | 0.02 +/- 0.05                    |  |
| 50               | First | A                                      | Foyer 2       | Win. Sash       | Wood      | FAIR             | Yellow        |      | 1.44        | Negative | 0.01 +/- 0.05                    |  |
| 51               | First | A                                      | Foyer 2       | Clos. Wall      | Plaster   | FAIR             | Blue          |      | 1.05        | Positive | 1.4 +/- 0.4                      |  |
| 52               | First | A                                      | Foyer 2       | Clos. Ceiling   | Plaster   | POOR             | Blue          |      | 1.06        | Positive | 1.3 +/- 0.3                      |  |
| 53               | First | A                                      | Foyer 2       | Chair Rail      | Wood      | FAIR             | White         |      | 1.46        | Negative | 0 +/- 0.02                       |  |
| 54               | First | A                                      | Foyer 2       | Door Casing     | Wood      | POOR             | White         |      | 1.34        | Negative | 0.01 +/- 0.03                    |  |
| 55               | First | A                                      | Foyer 2       | Door Jamb       | Wood      | POOR             | White         |      | 2.77        | Negative | 0.04 +/- 0.12                    |  |
| 56               | First | A                                      | Foyer 2       | Door Stop       | Wood      | POOR             | White         |      | 1           | Negative | 0.01 +/- 0.03                    |  |
| 57               | First | A                                      | Foyer 2       | Door            | Wood      | FAIR             | Clear / Stain |      | 2.46        | Negative | 0.03 +/- 0.1                     |  |
| 58               | First | C                                      | Foyer 2       | Crown Molding   | Wood      | FAIR             | White         |      | 1           | Negative | 0.01 +/- 0.03                    |  |
| 59               | First | Floor                                  | Foyer 2       | Stair Tread     | Wood      | POOR             | Clear / Stain |      | 2.4         | Negative | 0.11 +/- 0.17                    |  |
| 60               | First | Floor                                  | Foyer 2       | Stair Riser     | Wood      | POOR             | Clear / Stain |      | 2.91        | Negative | 0.1 +/- 0.19                     |  |
| 61               | First | Floor                                  | Foyer 2       | Floor           | Wood      | POOR             | Clear / Stain |      | 1.34        | Negative | 0.04 +/- 0.08                    |  |
| 62               | First | A                                      | Living Room 3 | Wall            | Plaster   | FAIR             | Yellow        |      | 1           | Negative | 0.01 +/- 0.02                    |  |
| 63               | First | B                                      | Living Room 3 | Wall            | Plaster   | FAIR             | Yellow        |      | 1.4         | Negative | 0.06 +/- 0.08                    |  |
| 64               | First | C                                      | Living Room 3 | Wall            | Drywall   | POOR             | Yellow        |      | 1           | Negative | 0.02 +/- 0.04                    |  |
| 65               | First | D                                      | Living Room 3 | Wall            | Drywall   | POOR             | Yellow        |      | 1           | Negative | 0.01 +/- 0.02                    |  |
| 66               | First | D                                      | Living Room 3 | Wall            | Plaster   | POOR             | Yellow        |      | 1           | Negative | 0.02 +/- 0.04                    |  |
| 67               | First | D                                      | Living Room 3 | Chair Rail      | Wood      | POOR             | Yellow        |      | 1           | Negative | 0.01 +/- 0.03                    |  |
| 68               | First | D                                      | Living Room 3 | Baseboard       | Wood      | FAIR             | White         |      | 1.03        | Negative | 0.01 +/- 0.03                    |  |
| 69               | First | D                                      | Living Room 3 | Door Casing     | Wood      | FAIR             | White         |      | 1           | Negative | 0.02 +/- 0.04                    |  |
| 70               | First | D                                      | Living Room 3 | Door Jamb       | Wood      | FAIR             | White         |      | 3.59        | Negative | 0.06 +/- 0.17                    |  |
| 71               | First | D                                      | Living Room 3 | Door Stop       | Wood      | FAIR             | White         |      | 1           | Negative | 0.01 +/- 0.03                    |  |
| 72               | First | A                                      | Living Room 3 | Radiator        | Metal     | POOR             | Silver        |      | 1           | Negative | 0.15 +/- 0.12                    |  |
| 73               | First | A                                      | Living Room 3 | Baseboard       | Wood      | FAIR             | White         |      | 1.72        | Negative | 0.02 +/- 0.07                    |  |
| 74               | First | A                                      | Living Room 3 | Win. Apron      | Wood      | FAIR             | White         |      | 1.41        | Negative | 0.02 +/- 0.06                    |  |

**ETC - ENVIRONMENTAL SERVICES WILCO ENVIRONMENTAL**

**APPENDIX A**

**All Paint Samples Taken - In Order Sampled**

**Please note: Post 1978 Construction, factory finished and unpainted items were not sampled**

| <b>Client</b>           |              | Genesee County Land Bank               |                      |                         |                  |                  |               |      |             |                 |                                  |
|-------------------------|--------------|--|----------------------|-------------------------|------------------|------------------|---------------|------|-------------|-----------------|----------------------------------|
| <b>Survey Location:</b> |              | 407 W. 5th Street Ct., Flint, MI 48503 |                      |                         |                  |                  |               |      |             |                 |                                  |
| <b>Survey Date:</b>     |              | 03/30/11                               |                      |                         |                  |                  |               |      |             |                 |                                  |
| <b>Inspectors:</b>      |              | Michael Gravlin                        |                      |                         | <b>License #</b> | P-00313          |               |      | <b>Job#</b> | 136068          |                                  |
| Sample #                | Floor        | Wall / Side                            | Room and #           | Component               | Substrate        | Visual Condition | Color         | Note | Depth Index | Result          | mg/cm <sup>2</sup> +/- Precision |
| 75                      | First        | A                                      | Living Room 3        | Win. Sill/Stool         | Wood             | POOR             | White         |      | 1.09        | Negative        | 0.02 +/- 0.04                    |
| 76                      | First        | A                                      | Living Room 3        | Win. Casing             | Wood             | POOR             | White         |      | 10          | Negative        | -0.32 +/- 1.3                    |
| 77                      | First        | A                                      | Living Room 3        | Win. Stop               | Wood             | POOR             | White         |      | 2.04        | Negative        | 0.05 +/- 0.1                     |
| 78                      | First        | A                                      | Living Room 3        | Win. Sash               | Wood             | POOR             | White         |      | 4.33        | Negative        | 0.05 +/- 0.17                    |
| <b>79</b>               | <b>First</b> | <b>B</b>                               | <b>Living Room 3</b> | <b>Win. Sash, ext.</b>  | <b>Wood</b>      | <b>POOR</b>      | <b>White</b>  |      | <b>2.66</b> | <b>Positive</b> | <b>21.5 +/- 18.7</b>             |
| <b>80</b>               | <b>First</b> | <b>B</b>                               | <b>Living Room 3</b> | <b>Win. Well/Trough</b> | <b>Wood</b>      | <b>POOR</b>      | <b>White</b>  |      | <b>6.46</b> | <b>Positive</b> | <b>29.9 +/- 25.8</b>             |
| <b>81</b>               | <b>First</b> | <b>B</b>                               | <b>Living Room 3</b> | <b>Win. Jamb</b>        | <b>Wood</b>      | <b>POOR</b>      | <b>White</b>  |      | <b>6.87</b> | <b>Positive</b> | <b>27.7 +/- 24.5</b>             |
| 82                      | First        | B                                      | Living Room 3        | Fireplace               | Wood             | FAIR             | White         |      | 1           | Negative        | 0 +/- 0.02                       |
| 83                      | First        | B                                      | Living Room 3        | Fire Mantle             | Wood             | FAIR             | White         |      | 1.34        | Negative        | 0.01 +/- 0.04                    |
| 84                      | First        | B                                      | Living Room 3        | Fireplace Column        | Wood             | FAIR             | White         |      | 1.42        | Negative        | 0.01 +/- 0.04                    |
| <b>85</b>               | <b>First</b> | <b>Ceiling</b>                         | <b>Living Room 3</b> | <b>Ceiling</b>          | <b>Plaster</b>   | <b>POOR</b>      | <b>White</b>  |      | <b>8.3</b>  | <b>Positive</b> | <b>3 +/- 1.9</b>                 |
| 86                      | First        | C                                      | Living Room 3        | Crown Molding           | Wood             | FAIR             | White         |      | 1.16        | Negative        | 0.02 +/- 0.05                    |
| 87                      | First        | Floor                                  | Living Room 3        | Floor                   | Wood             | POOR             | Clear / Stain |      | 1.61        | Negative        | 0.01 +/- 0.05                    |
| 88                      | First        | Floor                                  | Dining Room 4        | Floor                   | Wood             | POOR             | Clear / Stain |      | 1           | Negative        | 0 +/- 0.02                       |
| <b>89</b>               | <b>First</b> | <b>A</b>                               | <b>Dining Room 4</b> | <b>Wall</b>             | <b>Plaster</b>   | <b>POOR</b>      | <b>White</b>  |      | <b>3.83</b> | <b>Positive</b> | <b>1.4 +/- 0.3</b>               |
| 90                      | First        | B                                      | Dining Room 4        | Wall                    | Plaster          | FAIR             | White         |      | 3           | Negative        | 0.07 +/- 0.12                    |
| <b>91</b>               | <b>First</b> | <b>C</b>                               | <b>Dining Room 4</b> | <b>Wall</b>             | <b>Plaster</b>   | <b>FAIR</b>      | <b>White</b>  |      | <b>6.76</b> | <b>Positive</b> | <b>1.6 +/- 0.5</b>               |
| <b>92</b>               | <b>First</b> | <b>C</b>                               | <b>Dining Room 4</b> | <b>Wall</b>             | <b>Plaster</b>   | <b>FAIR</b>      | <b>White</b>  |      | <b>5.42</b> | <b>Positive</b> | <b>2.2 +/- 1.2</b>               |
| <b>93</b>               | <b>First</b> | <b>D</b>                               | <b>Dining Room 4</b> | <b>Trim</b>             | <b>Wood</b>      | <b>FAIR</b>      | <b>Beige</b>  |      | <b>4.95</b> | <b>Positive</b> | <b>5.7 +/- 3.7</b>               |
| <b>94</b>               | <b>First</b> | <b>D</b>                               | <b>Dining Room 4</b> | <b>Chair Rail</b>       | <b>Wood</b>      | <b>FAIR</b>      | <b>White</b>  |      | <b>3.36</b> | <b>Positive</b> | <b>7.2 +/- 5.9</b>               |
| <b>95</b>               | <b>First</b> | <b>D</b>                               | <b>Dining Room 4</b> | <b>Ledge</b>            | <b>Wood</b>      | <b>FAIR</b>      | <b>White</b>  |      | <b>3.66</b> | <b>Positive</b> | <b>7.5 +/- 6.2</b>               |
| 96                      | First        | D                                      | Dining Room 4        | Wall, Upper             | Wood             | POOR             | Beige         |      | 1.48        | Negative        | 0 +/- 0.02                       |
| 97                      | First        | A                                      | Dining Room 4        | Wall, Upper             | Wood             | FAIR             | Beige         |      | 1           | Negative        | 0 +/- 0.02                       |
| 98                      | First        | B                                      | Dining Room 4        | Wall, Upper             | Wood             | FAIR             | Beige         |      | 1.88        | Negative        | 0.01 +/- 0.02                    |
| 99                      | First        | C                                      | Dining Room 4        | Wall, Upper             | Wood             | FAIR             | Beige         |      | 10          | Negative        | 0.08 +/- 0.76                    |
| <b>100</b>              | <b>First</b> | <b>Ceiling</b>                         | <b>Dining Room 4</b> | <b>Ceiling</b>          | <b>Plaster</b>   | <b>POOR</b>      | <b>White</b>  |      | <b>3.83</b> | <b>Positive</b> | <b>1.2 +/- 0.2</b>               |
| <b>101</b>              | <b>First</b> | <b>A</b>                               | <b>Dining Room 4</b> | <b>Crown Molding</b>    | <b>Wood</b>      | <b>FAIR</b>      | <b>White</b>  |      | <b>10</b>   | <b>Positive</b> | <b>6.2 +/- 3.8</b>               |
| <b>102</b>              | <b>First</b> | <b>A</b>                               | <b>Dining Room 4</b> | <b>Door Casing</b>      | <b>Wood</b>      | <b>POOR</b>      | <b>White</b>  |      | <b>5.55</b> | <b>Positive</b> | <b>6.1 +/- 3.8</b>               |
| <b>103</b>              | <b>First</b> | <b>A</b>                               | <b>Dining Room 4</b> | <b>Door Jamb</b>        | <b>Wood</b>      | <b>FAIR</b>      | <b>White</b>  |      | <b>4.81</b> | <b>Positive</b> | <b>4.8 +/- 3.4</b>               |
| <b>104</b>              | <b>First</b> | <b>A</b>                               | <b>Dining Room 4</b> | <b>Door Stop</b>        | <b>Wood</b>      | <b>FAIR</b>      | <b>White</b>  |      | <b>8.93</b> | <b>Positive</b> | <b>4.9 +/- 3.4</b>               |
| 105                     | First        | A                                      | Dining Room 4        | Door                    | Wood             | FAIR             | Clear / Stain |      | 1           | Negative        | 0.03 +/- 0.06                    |
| 106                     | First        | B                                      | Dining Room 4        | Radiator                | Metal            | POOR             | Silver        |      | 1           | Negative        | 0 +/- 0.02                       |
| <b>107</b>              | <b>First</b> | <b>B</b>                               | <b>Dining Room 4</b> | <b>Win. Apron</b>       | <b>Wood</b>      | <b>FAIR</b>      | <b>White</b>  |      | <b>3.16</b> | <b>Positive</b> | <b>5.4 +/- 3.6</b>               |
| <b>108</b>              | <b>First</b> | <b>B</b>                               | <b>Dining Room 4</b> | <b>Win. Sill/Stool</b>  | <b>Wood</b>      | <b>FAIR</b>      | <b>White</b>  |      | <b>4.84</b> | <b>Positive</b> | <b>5.2 +/- 3.5</b>               |
| <b>109</b>              | <b>First</b> | <b>B</b>                               | <b>Dining Room 4</b> | <b>Win. Casing</b>      | <b>Wood</b>      | <b>FAIR</b>      | <b>White</b>  |      | <b>5.64</b> | <b>Positive</b> | <b>5.4 +/- 3.6</b>               |
| <b>110</b>              | <b>First</b> | <b>C</b>                               | <b>Dining Room 4</b> | <b>Win. Sash</b>        | <b>Wood</b>      | <b>POOR</b>      | <b>White</b>  |      | <b>4.58</b> | <b>Positive</b> | <b>4.4 +/- 3.3</b>               |
| <b>111</b>              | <b>First</b> | <b>C</b>                               | <b>Dining Room 4</b> | <b>Win. Sash, ext.</b>  | <b>Wood</b>      | <b>POOR</b>      | <b>White</b>  |      | <b>3.36</b> | <b>Positive</b> | <b>12.3 +/- 10.9</b>             |

**ETC - ENVIRONMENTAL SERVICES WILCO ENVIRONMENTAL**

**APPENDIX A**

**All Paint Samples Taken - In Order Sampled**

**Please note: Post 1978 Construction, factory finished and unpainted items were not sampled**

| <b>Client</b>           |       | Genesee County Land Bank               |               |                  |                  |                  |               |      |             |          |                                  |
|-------------------------|-------|--|---------------|------------------|------------------|------------------|---------------|------|-------------|----------|----------------------------------|
| <b>Survey Location:</b> |       | 407 W. 5th Street Ct., Flint, MI 48503 |               |                  |                  |                  |               |      |             |          |                                  |
| <b>Survey Date:</b>     |       | 03/30/11                               |               |                  |                  |                  |               |      |             |          |                                  |
| <b>Inspectors:</b>      |       | Michael Gravlin                        |               |                  | <b>License #</b> | P-00313          |               |      | <b>Job#</b> | 136068   |                                  |
| Sample #                | Floor | Wall / Side                            | Room and #    | Component        | Substrate        | Visual Condition | Color         | Note | Depth Index | Result   | mg/cm <sup>2</sup> +/- Precision |
| 112                     | First | C                                      | Dining Room 4 | Win. Well/Trough | Wood             | POOR             | White         |      | 5.34        | Positive | 26.7 +/- 25.4                    |
| 113                     | First | C                                      | Dining Room 4 | Win. Jamb        | Wood             | POOR             | White         |      | 4.63        | Positive | 24.4 +/- 22.7                    |
| 114                     | First | C                                      | Dining Room 4 | Win. Pane        | Metal            | FAIR             | Silver        |      | 1.71        | Positive | 43.5 +/- 41.9                    |
| 115                     | First | D                                      | Dining Room 4 | Door Jamb        | Wood             | POOR             | Yellow        |      | 10          | Positive | 4.4 +/- 3.2                      |
| 116                     | First | A                                      | Kitchen 5     | Wall             | Plaster          | FAIR             | Yellow        |      | 5.34        | Negative | -0.95 +/- 1.61                   |
| 117                     | First | A                                      | Kitchen 5     | Wall             | Wood             | FAIR             | Yellow        |      | 1           | Negative | 0.01 +/- 0.02                    |
| 118                     | First | B                                      | Kitchen 5     | Wall             | Wood             | FAIR             | Yellow        |      | 1.55        | Negative | 0.01 +/- 0.05                    |
| 119                     | First | B                                      | Kitchen 5     | Wall             | Wood             | FAIR             | Yellow        |      | 1           | Negative | 0 +/- 0.02                       |
| 120                     | First | C                                      | Kitchen 5     | Wall             | Wood             | FAIR             | Yellow        |      | 1           | Negative | 0 +/- 0.02                       |
| 121                     | First | D                                      | Kitchen 5     | Wall             | Wood             | FAIR             | Yellow        |      | 1.62        | Negative | 0.01 +/- 0.05                    |
| 122                     | First | Ceiling                                | Kitchen 5     | Ceiling          | Wood             | FAIR             | Yellow        |      | 3.37        | Negative | 0.05 +/- 0.14                    |
| 123                     | First | Ceiling                                | Kitchen 5     | Ceiling          | Wood             | FAIR             | Yellow        |      | 1.27        | Negative | 0.01 +/- 0.03                    |
| 124                     | First | D                                      | Kitchen 5     | Soffit           | Wood             | FAIR             | Yellow        |      | 1           | Negative | 0.02 +/- 0.04                    |
| 125                     | First | D                                      | Kitchen 5     | Cabinet Out      | Wood             | FAIR             | Yellow        |      | 1.63        | Negative | 0.01 +/- 0.05                    |
| 126                     | First | D                                      | Kitchen 5     | Drawer           | Wood             | FAIR             | Yellow        |      | 4.04        | Negative | 0.05 +/- 0.16                    |
| 127                     | First | D                                      | Kitchen 5     | Drawer           | Wood             | POOR             | White         |      | 2.84        | Negative | 0.04 +/- 0.11                    |
| 128                     | First | D                                      | Kitchen 5     | Cabinet Shelf    | Wood             | FAIR             | Yellow        |      | 1           | Negative | 0 +/- 0.02                       |
| 129                     | First | D                                      | Kitchen 5     | Cabinet In       | Wood             | FAIR             | Yellow        |      | 1           | Negative | 0 +/- 0.02                       |
| 130                     | First | D                                      | Kitchen 5     | Win. Apron       | Wood             | FAIR             | Yellow        |      | 1           | Negative | 0 +/- 0.02                       |
| 131                     | First | D                                      | Kitchen 5     | Win. Sill/Stool  | Wood             | POOR             | Yellow        |      | 9.79        | Positive | 9.8 +/- 8.5                      |
| 132                     | First | D                                      | Kitchen 5     | Win. Casing      | Wood             | FAIR             | Yellow        |      | 1           | Negative | 0.01 +/- 0.04                    |
| 133                     | First | D                                      | Kitchen 5     | Win. Stop        | Wood             | FAIR             | Yellow        |      | 5.16        | Positive | 3.7 +/- 2.5                      |
| 134                     | First | D                                      | Kitchen 5     | Win. Sash        | Wood             | FAIR             | Yellow        |      | 3.37        | Positive | 2.2 +/- 0.9                      |
| 135                     | First | C                                      | Kitchen 5     | Door Casing      | Wood             | POOR             | Yellow        |      | 2.31        | Negative | 0.04 +/- 0.1                     |
| 136                     | First | C                                      | Kitchen 5     | Door Jamb        | Wood             | POOR             | White         |      | 3.3         | Negative | 0.08 +/- 0.19                    |
| 137                     | First | C                                      | Kitchen 5     | Door Threshold   | Wood             | POOR             | Red           |      | 1.53        | Negative | 0.09 +/- 0.12                    |
| 138                     | First | C                                      | Kitchen 5     | Door             | Wood             | POOR             | Yellow        |      | 1           | Negative | 0.03 +/- 0.05                    |
| 139                     | First | C                                      | Kitchen 5     | Baseboard        | Wood             | FAIR             | White         |      | 1.26        | Negative | 0.02 +/- 0.05                    |
| 140                     | First | C                                      | Kitchen 5     | Clos. Shelf      | Wood             | FAIR             | White         |      | 3.92        | Negative | 0.16 +/- 0.28                    |
| 141                     | First | B                                      | Kitchen 5     | Clos. Casing     | Wood             | FAIR             | White         |      | 1           | Negative | 0.02 +/- 0.04                    |
| 142                     | First | B                                      | Kitchen 5     | Clos. Casing     | Wood             | FAIR             | White         |      | 1           | Negative | 0.01 +/- 0.04                    |
| 143                     | First | B                                      | Kitchen 5     | Clos. Casing     | Wood             | FAIR             | Red           |      | 2.21        | Negative | -0.59 +/- 1.52                   |
| 144                     | First | B                                      | Kitchen 5     | Door Jamb        | Wood             | FAIR             | Clear / Stain |      | 1           | Negative | 0 +/- 0.02                       |
| 145                     | First | B                                      | Kitchen 5     | Clos. Shelf      | Wood             | FAIR             | Clear / Stain |      | 1           | Negative | 0 +/- 0.02                       |
| 146                     | First | B                                      | Kitchen 5     | Coat Rack        | Wood             | POOR             | White         |      | 3.58        | Negative | 0.1 +/- 0.21                     |
| 147                     | First | B                                      | Kitchen 5     | Clos. Wall       | Wood             | POOR             | White         |      | 1           | Negative | 0.02 +/- 0.05                    |
| 148                     | First | B                                      | Kitchen 5     | Clos. Ceiling    | Wood             | POOR             | White         |      | 1.1         | Negative | 0.03 +/- 0.06                    |

**ETC - ENVIRONMENTAL SERVICES WILCO ENVIRONMENTAL**

**APPENDIX A**

**All Paint Samples Taken - In Order Sampled**

**Please note: Post 1978 Construction, factory finished and unpainted items were not sampled**

| Client           |       | Genesee County Land Bank               |              |                  |           |                  |        |      |             |          |                                  |  |
|------------------|-------|--|--------------|------------------|-----------|------------------|--------|------|-------------|----------|----------------------------------|--|
| Survey Location: |       | 407 W. 5th Street Ct., Flint, MI 48503 |              |                  |           |                  |        |      |             |          |                                  |  |
| Survey Date:     |       | 03/30/11                               |              |                  |           |                  |        |      |             |          |                                  |  |
| Inspectors:      |       | Michael Gravlin                        |              |                  | License # | P-00313          |        |      | Job#        | 136068   |                                  |  |
| Sample #         | Floor | Wall / Side                            | Room and #   | Component        | Substrate | Visual Condition | Color  | Note | Depth Index | Result   | mg/cm <sup>2</sup> +/- Precision |  |
| 149              | First | B                                      | Kitchen 5    | Clos. Floor      | Wood      | POOR             | White  |      | 1.3         | Negative | 0.1 +/- 0.11                     |  |
| 150              | First | D                                      | Kitchen 5    | Door Jamb        | Wood      | FAIR             | Yellow |      | 1.06        | Negative | 0.01 +/- 0.04                    |  |
| 151              | First | A                                      | Bathroom 6   | Wall             | Plaster   | POOR             | Blue   |      | 5.53        | Negative | 0.02 +/- 0.08                    |  |
| 152              | First | B                                      | Bathroom 6   | Wall             | Plaster   | POOR             | Blue   |      | 6.69        | Negative | 0.3 +/- 0.36                     |  |
| 153              | First | C                                      | Bathroom 6   | Wall             | Plaster   | FAIR             | Blue   |      | 10          | Positive | 1.9 +/- 0.8                      |  |
| 154              | First | D                                      | Bathroom 6   | Wall             | Plaster   | FAIR             | Blue   |      | 10          | Positive | 3.1 +/- 2.1                      |  |
| 155              | First | Ceiling                                | Bathroom 6   | Ceiling          | Plaster   | FAIR             | Blue   |      | 10          | Positive | 2.6 +/- 1.1                      |  |
| 156              | First | C                                      | Bathroom 6   | Win. Sill/Stool  | Wood      | FAIR             | White  |      | 4.32        | Positive | 2 +/- 0.9                        |  |
| 157              | First | C                                      | Bathroom 6   | Win. Casing      | Wood      | FAIR             | White  |      | 7.13        | Positive | 2 +/- 0.9                        |  |
| 158              | First | C                                      | Bathroom 6   | Win. Stop        | Wood      | FAIR             | White  |      | 3.47        | Negative | 0.19 +/- 0.04                    |  |
| 159              | First | C                                      | Bathroom 6   | Win. Sash        | Wood      | FAIR             | White  |      | 1.13        | Positive | 1.5 +/- 0.5                      |  |
| 160              | First | C                                      | Bathroom 6   | Radiator         | Metal     | POOR             | Grey   |      | 2.07        | Negative | 0.13 +/- 0.17                    |  |
| 161              | First | D                                      | Bathroom 6   | Door Casing      | Wood      | POOR             | White  |      | 5.63        | Negative | 0.16 +/- 0.34                    |  |
| 162              | First | D                                      | Bathroom 6   | Door Jamb        | Wood      | POOR             | White  |      | 3.91        | Negative | 0.12 +/- 0.04                    |  |
| 163              | First | D                                      | Bathroom 6   | Door Stop        | Wood      | FAIR             | White  |      | 5.43        | Positive | 1.5 +/- 0.5                      |  |
| 164              | First | D                                      | Bathroom 6   | Door             | Wood      | POOR             | White  |      | 1.41        | Negative | 0.04 +/- 0.08                    |  |
| 165              | First | A                                      | Rear Entry 7 | Wall             | Brick     | POOR             | White  |      | 2.79        | Negative | 0.19 +/- 0.15                    |  |
| 166              | First | B                                      | Rear Entry 7 | Wall             | Wood      | POOR             | White  |      | 3.9         | Positive | 5.8 +/- 4.6                      |  |
| 167              | First | C                                      | Rear Entry 7 | Wall             | Wood      | POOR             | White  |      | 2.69        | Positive | 2.7 +/- 1.7                      |  |
| 168              | First | D                                      | Rear Entry 7 | Wall             | Wood      | POOR             | White  |      | 3.41        | Positive | 4.1 +/- 3                        |  |
| 169              | First | Ceiling                                | Rear Entry 7 | Ceiling          | Wood      | POOR             | White  |      | 2.3         | Positive | 3.1 +/- 2                        |  |
| 170              | First | D                                      | Rear Entry 7 | Win. Casing      | Wood      | POOR             | White  |      | 3.41        | Positive | 3.3 +/- 2.2                      |  |
| 171              | First | D                                      | Rear Entry 7 | Win. Sash        | Wood      | POOR             | White  |      | 2.54        | Positive | 3.5 +/- 2.4                      |  |
| 172              | First | D                                      | Rear Entry 7 | Win. Sash, ext.  | Wood      | POOR             | White  |      | 3.16        | Positive | 14.8 +/- 13.6                    |  |
| 173              | First | D                                      | Rear Entry 7 | Win. Jamb        | Wood      | POOR             | White  |      | 4.83        | Positive | 23.1 +/- 18.9                    |  |
| 174              | First | D                                      | Rear Entry 7 | Win. Well/Trough | Wood      | POOR             | White  |      | 3.29        | Positive | 21.2 +/- 18.7                    |  |
| 175              | First | C                                      | Rear Entry 7 | Clos. Casing     | Wood      | FAIR             | White  |      | 2.13        | Positive | 1.5 +/- 0.5                      |  |
| 176              | First | C                                      | Rear Entry 7 | Clos. Door       | Wood      | POOR             | White  |      | 2.68        | Positive | 3.4 +/- 2.4                      |  |
| 177              | First | B                                      | Rear Entry 7 | Door Casing      | Wood      | POOR             | White  |      | 2.62        | Negative | 0.04 +/- 0.12                    |  |
| 178              | First | B                                      | Rear Entry 7 | Door Casing      | Wood      | POOR             | White  |      | 2.65        | Positive | 2.6 +/- 1.5                      |  |
| 179              | First | B                                      | Rear Entry 7 | Door Jamb        | Wood      | POOR             | White  |      | 3.76        | Positive | 23.4 +/- 21.9                    |  |
| 180              | First | B                                      | Rear Entry 7 | Entry Door       | Wood      | POOR             | White  |      | 2.77        | Positive | 2 +/- 0.9                        |  |
| 181              | First | B                                      | Rear Entry 7 | Door Threshold   | Wood      | POOR             | Red    |      | 3.38        | Positive | 20.9 +/- 17.3                    |  |
| 182              | First | A                                      | Rear Entry 7 | Door Casing      | Wood      | POOR             | White  |      | 1           | Negative | 0.03 +/- 0.05                    |  |
| 183              | First | B                                      | Stair up 8   | Wall             | Plaster   | POOR             | Yellow |      | 1           | Negative | 0 +/- 0.02                       |  |
| 184              | First | D                                      | Stair up 8   | Wall             | Plaster   | POOR             | Yellow |      | 5.92        | Negative | 0.5 +/- 0.4                      |  |

**ETC - ENVIRONMENTAL SERVICES WILCO ENVIRONMENTAL**

**APPENDIX A**

**All Paint Samples Taken - In Order Sampled**

**Please note: Post 1978 Construction, factory finished and unpainted items were not sampled**

| <b>Client</b>           |              | Genesee County Land Bank               |                   |                  |                  |                         |               |             |                    |               |  |  |
|-------------------------|--------------|--|-------------------|------------------|------------------|-------------------------|---------------|-------------|--------------------|---------------|--|--|
| <b>Survey Location:</b> |              | 407 W. 5th Street Ct., Flint, MI 48503 |                   |                  |                  |                         |               |             |                    |               |  |  |
| <b>Survey Date:</b>     |              | 03/30/11                               |                   |                  |                  |                         |               |             |                    |               |  |  |
| <b>Inspectors:</b>      |              | Michael Gravlin                        |                   |                  | <b>License #</b> | P-00313                 |               |             | <b>Job#</b>        | 136068        |  |  |
| <b>Sample #</b>         | <b>Floor</b> | <b>Wall / Side</b>                     | <b>Room and #</b> | <b>Component</b> | <b>Substrate</b> | <b>Visual Condition</b> | <b>Color</b>  | <b>Note</b> | <b>Depth Index</b> | <b>Result</b> | <b>mg/cm<sup>2</sup> +/- Precision</b> |  |
| 185                     | First        | Ceiling                                | Stair up 8        | Ceiling          | Plaster          | POOR                    | Yellow        |             | 9.34               | Positive      | 2.7 +/- 1.1                            |  |
| 186                     | First        | D                                      | Stair up 8        | Crown Molding    | Wood             | FAIR                    | White         |             | 1.61               | Negative      | 0.02 +/- 0.06                          |  |
| 187                     | First        | D                                      | Stair up 8        | Baseboard        | Wood             | POOR                    | White         |             | 1                  | Negative      | 0 +/- 0.02                             |  |
| 188                     | First        | D                                      | Stair up 8        | Win. Apron       | Wood             | POOR                    | White         |             | 1.07               | Negative      | 0.01 +/- 0.03                          |  |
| 189                     | First        | D                                      | Stair up 8        | Win. Sill/Stool  | Wood             | POOR                    | White         |             | 1                  | Negative      | 0.01 +/- 0.03                          |  |
| 190                     | First        | D                                      | Stair up 8        | Win. Casing      | Wood             | POOR                    | White         |             | 1                  | Negative      | 0 +/- 0.02                             |  |
| 191                     | First        | D                                      | Stair up 8        | Win. Stop        | Wood             | POOR                    | White         |             | 1.91               | Negative      | 0.02 +/- 0.07                          |  |
| 192                     | First        | D                                      | Stair up 8        | Win. Sash        | Wood             | POOR                    | White         |             | 2.61               | Negative      | 0.04 +/- 0.11                          |  |
| 193                     | First        | D                                      | Stair up 8        | Win. Sash, ext.  | Wood             | POOR                    | White         |             | 6.73               | Positive      | 11 +/- 9.1                             |  |
| 194                     | First        | D                                      | Stair up 8        | Win. Jamb        | Wood             | POOR                    | White         |             | 10                 | Positive      | 24.6 +/- 22.7                          |  |
| 195                     | First        | D                                      | Stair up 8        | Win. Well/Trough | Wood             | POOR                    | White         |             | 5.27               | Positive      | 26.8 +/- 24                            |  |
| 196                     | First        | Floor                                  | Stair up 8        | Floor            | Wood             | POOR                    | Clear / Stain |             | 1                  | Negative      | 0.04 +/- 0.06                          |  |
| 197                     | First        | Floor                                  | Stair up 8        | Stair Tread      | Wood             | POOR                    | Clear / Stain |             | 1.46               | Negative      | 0.01 +/- 0.05                          |  |
| 198                     | Second       | Floor                                  | Stair up 8        | Stair Riser      | Wood             | POOR                    | Clear / Stain |             | 1                  | Negative      | 0.01 +/- 0.03                          |  |
| 199                     | Second       | A                                      | Stair up 8        | Railing          | Wood             | POOR                    | Clear / Stain |             | 1                  | Negative      | 0.01 +/- 0.03                          |  |
| 200                     | Second       | A                                      | Stair up 8        | Stair Stringer   | Wood             | FAIR                    | White         |             | 4.71               | Negative      | 0.08 +/- 0.23                          |  |
| 201                     | Second       | A                                      | Stair up 8        | Wall             | Plaster          | POOR                    | Yellow        |             | 4.19               | Negative      | -0.11 +/- 0.8                          |  |
| 202                     | Second       | C                                      | Stair up 8        | Wall             | Plaster          | POOR                    | Yellow        |             | 2.85               | Negative      | -0.56 +/- 1.52                         |  |
| 203                     | Second       | D                                      | Stair up 8        | Wall             | Plaster          | POOR                    | Yellow        |             | 4.56               | Negative      | -0.21 +/- 1.2                          |  |
| 204                     | Second       | A                                      | Hallway 9         | Wall             | Plaster          | FAIR                    | Yellow        |             | 6.29               | Negative      | -0.28 +/- 1.28                         |  |
| 205                     | Second       | B                                      | Hallway 9         | Wall             | Plaster          | POOR                    | Yellow        |             | 4.3                | Negative      | -0.12 +/- 1.09                         |  |
| 206                     | Second       | C                                      | Hallway 9         | Wall             | Wood             | FAIR                    | Yellow        |             | 1                  | Negative      | 0 +/- 0.02                             |  |
| 207                     | Second       | D                                      | Hallway 9         | Wall             | Plaster          | FAIR                    | Yellow        |             | 3.17               | Negative      | 0.15 +/- 0.2                           |  |
| 208                     | Second       | Ceiling                                | Hallway 9         | Ceiling          | Plaster          | POOR                    | Yellow        |             | 1.88               | Negative      | 0.05 +/- 0.1                           |  |
| 209                     | Second       | D                                      | Hallway 9         | Crown Molding    | Wood             | FAIR                    | White         |             | 1.03               | Negative      | 0 +/- 0.02                             |  |
| 210                     | Second       | D                                      | Hallway 9         | Door Casing      | Wood             | POOR                    | White         |             | 1.17               | Negative      | 0.01 +/- 0.03                          |  |
| 211                     | Second       | D                                      | Hallway 9         | Baseboard        | Wood             | FAIR                    | White         |             | 1                  | Negative      | 0 +/- 0.02                             |  |
| 212                     | Second       | A                                      | Hallway 9         | Clos. Casing     | Wood             | FAIR                    | Yellow        |             | 2.74               | Negative      | 0.02 +/- 0.07                          |  |
| 213                     | Second       | A                                      | Hallway 9         | Clos. Door       | Wood             | FAIR                    | Clear / Stain |             | 1                  | Negative      | 0.01 +/- 0.03                          |  |
| 214                     | Second       | A                                      | Hallway 9         | Clos. Jamb       | Wood             | FAIR                    | White         |             | 1                  | Negative      | 0.01 +/- 0.03                          |  |
| 215                     | Second       | A                                      | Hallway 9         | Clos. Stop       | Wood             | FAIR                    | White         |             | 5.14               | Positive      | 2.6 +/- 1.5                            |  |
| 216                     | Second       | A                                      | Hallway 9         | Clos. Jamb       | Wood             | FAIR                    | White         |             | 10                 | Positive      | 3.5 +/- 2.5                            |  |
| 217                     | Second       | A                                      | Hallway 9         | Clos. Casing     | Wood             | FAIR                    | Beige         |             | 1.56               | Positive      | 2.5 +/- 1.3                            |  |
| 218                     | Second       | A                                      | Hallway 9         | Cabinet Out      | Wood             | POOR                    | Beige         |             | 2.84               | Positive      | 5.4 +/- 4.2                            |  |
| 219                     | Second       | A                                      | Hallway 9         | Drawer           | Wood             | POOR                    | Beige         |             | 7.04               | Positive      | 3.7 +/- 2.5                            |  |
| 220                     | Second       | A                                      | Hallway 9         | Clos. Shelf      | Wood             | FAIR                    | Beige         |             | 6.4                | Positive      | 4 +/- 2.4                              |  |
| 221                     | Second       | A                                      | Hallway 9         | Shelf Bracket    | Wood             | FAIR                    | Beige         |             | 7.94               | Positive      | 4.6 +/- 2.9                            |  |

**ETC - ENVIRONMENTAL SERVICES WILCO ENVIRONMENTAL**

**APPENDIX A**

**All Paint Samples Taken - In Order Sampled**

**Please note: Post 1978 Construction, factory finished and unpainted items were not sampled**

| Client           |        | Genesee County Land Bank               |            |                  |           |                  |               |      |             |          |                                  |  |
|------------------|--------|--|------------|------------------|-----------|------------------|---------------|------|-------------|----------|----------------------------------|--|
| Survey Location: |        | 407 W. 5th Street Ct., Flint, MI 48503 |            |                  |           |                  |               |      |             |          |                                  |  |
| Survey Date:     |        | 03/30/11                               |            |                  |           |                  |               |      |             |          |                                  |  |
| Inspectors:      |        | Michael Gravlin                        |            |                  | License # | P-00313          |               |      | Job#        | 136068   |                                  |  |
| Sample #         | Floor  | Wall / Side                            | Room and # | Component        | Substrate | Visual Condition | Color         | Note | Depth Index | Result   | mg/cm <sup>2</sup> +/- Precision |  |
| 222              | Second | A                                      | Hallway 9  | Clos. Wall       | Plaster   | FAIR             | Beige         |      | 6.62        | Negative | 0.08 +/- 0.26                    |  |
| 223              | Second | A                                      | Hallway 9  | Clos. Ceiling    | Plaster   | FAIR             | Beige         |      | 1           | Negative | 0.01 +/- 0.03                    |  |
| 224              | Second | Floor                                  | Hallway 9  | Floor            | Wood      | FAIR             | Clear / Stain |      | 1           | Negative | 0.05 +/- 0.07                    |  |
| 225              | Second | Floor                                  | Bedroom 10 | Floor            | Wood      | POOR             | Clear / Stain |      | 1           | Negative | 0.06 +/- 0.08                    |  |
| 226              | Second | A                                      | Bedroom 10 | Wall             | Plaster   | FAIR             | Paper         |      | 1.03        | Negative | 0.02 +/- 0.04                    |  |
| 227              | Second | B                                      | Bedroom 10 | Wall             | Wood      | FAIR             | Beige         |      | 1.44        | Negative | 0.11 +/- 0.13                    |  |
| 228              | Second | C                                      | Bedroom 10 | Wall             | Wood      | FAIR             | Beige         |      | 1           | Negative | 0.06 +/- 0.07                    |  |
| 229              | Second | D                                      | Bedroom 10 | Wall             | Plaster   | FAIR             | Paper         |      | 1           | Negative | 0.01 +/- 0.03                    |  |
| 230              | Second | D                                      | Bedroom 10 | Baseboard        | Wood      | POOR             | Beige         |      | 5.02        | Positive | 5.8 +/- 3.6                      |  |
| 231              | Second | D                                      | Bedroom 10 | Win. Apron       | Wood      | FAIR             | Beige         |      | 8.49        | Positive | 6.9 +/- 5.5                      |  |
| 232              | Second | D                                      | Bedroom 10 | Win. Sill/Stool  | Wood      | FAIR             | Beige         |      | 5.19        | Positive | 4.4 +/- 3.4                      |  |
| 233              | Second | D                                      | Bedroom 10 | Win. Casing      | Wood      | POOR             | Beige         |      | 4.66        | Positive | 4.3 +/- 3.1                      |  |
| 234              | Second | D                                      | Bedroom 10 | Win. Stop        | Wood      | POOR             | Beige         |      | 2.38        | Positive | 3.8 +/- 2.7                      |  |
| 235              | Second | D                                      | Bedroom 10 | Win. Sash        | Wood      | POOR             | Beige         |      | 3.51        | Positive | 3.8 +/- 2.7                      |  |
| 236              | Second | D                                      | Bedroom 10 | Win. Sash, ext.  | Wood      | POOR             | White         |      | 3.02        | Positive | 21.1 +/- 17.9                    |  |
| 237              | Second | D                                      | Bedroom 10 | Win. Well/Trough | Wood      | POOR             | White         |      | 4           | Positive | 22.8 +/- 21.6                    |  |
| 238              | Second | D                                      | Bedroom 10 | Win. Jamb        | Wood      | POOR             | White         |      | 3.81        | Positive | 23 +/- 19.5                      |  |
| 239              | Second | A                                      | Bedroom 10 | Win. Jamb        | Metal     | POOR             | Silver        |      | 1.01        | Negative | 0.22 +/- 0.15                    |  |
| 240              | Second | B                                      | Bedroom 10 | Clos. Casing     | Wood      | POOR             | Beige         |      | 1.74        | Positive | 4.8 +/- 3.3                      |  |
| 241              | Second | B                                      | Bedroom 10 | Clos. Jamb       | Wood      | POOR             | Beige         |      | 10          | Positive | 4.6 +/- 3.2                      |  |
| 242              | Second | B                                      | Bedroom 10 | Clos. Stop       | Wood      | POOR             | Beige         |      | 10          | Positive | 4.5 +/- 3                        |  |
| 243              | Second | B                                      | Bedroom 10 | Clos. Door       | Wood      | FAIR             | Clear / Stain |      | 1           | Negative | 0.04 +/- 0.06                    |  |
| 244              | Second | B                                      | Bedroom 10 | Clos. Baseboard  | Wood      | POOR             | Beige         |      | 3.58        | Positive | 3.3 +/- 2.3                      |  |
| 245              | Second | B                                      | Bedroom 10 | Clos. Wall       | Plaster   | POOR             | Beige         |      | 1.47        | Negative | 0.01 +/- 0.03                    |  |
| 246              | Second | B                                      | Bedroom 10 | Clos. Wall       | Drywall   | POOR             | Beige         |      | 7.97        | Negative | 0.02 +/- 0.12                    |  |
| 247              | Second | B                                      | Bedroom 10 | Clos. Ceiling    | Wood      | POOR             | Beige         |      | 1           | Negative | 0 +/- 0.02                       |  |
| 248              | Second | C                                      | Bedroom 10 | Door Casing      | Wood      | POOR             | Beige         |      | 1.54        | Positive | 5.4 +/- 3.4                      |  |
| 249              | Second | C                                      | Bedroom 10 | Door Jamb        | Wood      | POOR             | Beige         |      | 3.15        | Positive | 3.8 +/- 2.7                      |  |
| 250              | Second | C                                      | Bedroom 10 | Door Stop        | Wood      | POOR             | White         |      | 6.44        | Negative | 0.18 +/- 0.4                     |  |
| 251              | Second | C                                      | Bedroom 10 | Door             | Wood      | POOR             | Clear / Stain |      | 3.25        | Negative | 0.04 +/- 0.13                    |  |
| 252              | Second | C                                      | Bedroom 10 | Bookcase Shelf   | Wood      | FAIR             | Beige         |      | 2.53        | Negative | 0.05 +/- 0.11                    |  |
| 253              | Second | C                                      | Bedroom 10 | Bookcase Framing | Wood      | FAIR             | Beige         |      | 1           | Negative | 0.03 +/- 0.05                    |  |
| 254              | Second | Ceiling                                | Bedroom 10 | Ceiling          | Plaster   | POOR             | White         |      | 2.45        | Negative | -0.28 +/- 1.27                   |  |
| 255              | Second | Ceiling                                | Bedroom 11 | Ceiling          | Plaster   | POOR             | Yellow        |      | 1           | Negative | 0 +/- 0.02                       |  |
| 256              | Second | A                                      | Bedroom 11 | Wall             | Plaster   | FAIR             | Yellow        |      | 7.47        | Negative | 0.11 +/- 0.34                    |  |
| 257              | Second | B                                      | Bedroom 11 | Wall             | Plaster   | FAIR             | Yellow        |      | 7.71        | Negative | 0.09 +/- 0.19                    |  |
| 258              | Second | C                                      | Bedroom 11 | Wall             | Wood      | FAIR             | Yellow        |      | 10          | Negative | -0.64 +/- 1.54                   |  |

**ETC - ENVIRONMENTAL SERVICES WILCO ENVIRONMENTAL**

**APPENDIX A**

**All Paint Samples Taken - In Order Sampled**

**Please note: Post 1978 Construction, factory finished and unpainted items were not sampled**

| Client           |        | Genesee County Land Bank               |            |                  |           |                  |               |      |             |          |                                  |  |
|------------------|--------|--|------------|------------------|-----------|------------------|---------------|------|-------------|----------|----------------------------------|--|
| Survey Location: |        | 407 W. 5th Street Ct., Flint, MI 48503 |            |                  |           |                  |               |      |             |          |                                  |  |
| Survey Date:     |        | 03/30/11                               |            |                  |           |                  |               |      |             |          |                                  |  |
| Inspectors:      |        | Michael Gravlin                        |            |                  | License # | P-00313          |               |      | Job#        | 136068   |                                  |  |
| Sample #         | Floor  | Wall / Side                            | Room and # | Component        | Substrate | Visual Condition | Color         | Note | Depth Index | Result   | mg/cm <sup>2</sup> +/- Precision |  |
| 259              | Second | D                                      | Bedroom 11 | Wall             | Wood      | FAIR             | Yellow        |      | 1           | Negative | 0 +/- 0.02                       |  |
| 260              | Second | D                                      | Bedroom 11 | Crown Molding    | Wood      | FAIR             | White         |      | 1           | Negative | 0 +/- 0.02                       |  |
| 261              | Second | D                                      | Bedroom 11 | Baseboard        | Wood      | FAIR             | White         |      | 7.31        | Positive | 4.2 +/- 3.1                      |  |
| 262              | Second | D                                      | Bedroom 11 | Clos. Casing     | Wood      | POOR             | White         |      | 10          | Positive | 4.9 +/- 3.4                      |  |
| 263              | Second | D                                      | Bedroom 11 | Clos. Jamb       | Wood      | POOR             | Beige         |      | 10          | Positive | 5.3 +/- 3.4                      |  |
| 264              | Second | D                                      | Bedroom 11 | Clos. Stop       | Wood      | FAIR             | Beige         |      | 10          | Positive | 4.1 +/- 3                        |  |
| 265              | Second | D                                      | Bedroom 11 | Clos. Door       | Wood      | FAIR             | Clear / Stain |      | 1           | Negative | 0.02 +/- 0.04                    |  |
| 266              | Second | D                                      | Bedroom 11 | Clos. Casing     | Wood      | POOR             | Beige         |      | 10          | Positive | 4.4 +/- 3.3                      |  |
| 267              | Second | D                                      | Bedroom 11 | Coat Rack        | Wood      | FAIR             | Beige         |      | 2.83        | Positive | 7.3 +/- 6.3                      |  |
| 268              | Second | D                                      | Bedroom 11 | Baseboard        | Wood      | FAIR             | Beige         |      | 10          | Positive | 4.6 +/- 3.2                      |  |
| 269              | Second | D                                      | Bedroom 11 | Win. Apron       | Wood      | POOR             | Beige         |      | 6.36        | Positive | 5.2 +/- 3.5                      |  |
| 270              | Second | D                                      | Bedroom 11 | Win. Sill/Stool  | Wood      | POOR             | Beige         |      | 3.13        | Positive | 5.4 +/- 3.4                      |  |
| 271              | Second | D                                      | Bedroom 11 | Win. Casing      | Wood      | FAIR             | Beige         |      | 10          | Positive | 6.2 +/- 5.1                      |  |
| 272              | Second | D                                      | Bedroom 11 | Win. Stop        | Wood      | FAIR             | Beige         |      | 10          | Positive | 4.9 +/- 3.4                      |  |
| 273              | Second | D                                      | Bedroom 11 | Win. Sash        | Wood      | FAIR             | Beige         |      | 10          | Positive | 4.6 +/- 3.2                      |  |
| 274              | Second | D                                      | Bedroom 11 | Clos. Wall       | Wood      | FAIR             | Paper         |      | 1           | Negative | 0 +/- 0.02                       |  |
| 275              | Second | D                                      | Bedroom 11 | Clos. Wall       | Wood      | FAIR             | Beige         |      | 1           | Negative | 0.01 +/- 0.03                    |  |
| 276              | Second | D                                      | Bedroom 11 | Clos. Ceiling    | Wood      | FAIR             | Beige         |      | 1.11        | Negative | 0.01 +/- 0.03                    |  |
| 277              | Second | A                                      | Bedroom 11 | Win. Apron       | Wood      | FAIR             | White         |      | 5.84        | Positive | 4 +/- 2.3                        |  |
| 278              | Second | A                                      | Bedroom 11 | Win. Sill/Stool  | Wood      | FAIR             | White         |      | 2.99        | Positive | 5.3 +/- 3.4                      |  |
| 279              | Second | A                                      | Bedroom 11 | Win. Casing      | Wood      | FAIR             | White         |      | 10          | Positive | 4.9 +/- 3.4                      |  |
| 280              | Second | A                                      | Bedroom 11 | Win. Stop        | Wood      | FAIR             | White         |      | 10          | Positive | 4.8 +/- 3.3                      |  |
| 281              | Second | A                                      | Bedroom 11 | Win. Sash        | Wood      | POOR             | White         |      | 7.06        | Positive | 5.2 +/- 3.1                      |  |
| 282              | Second | A                                      | Bedroom 11 | Win. Sash, ext.  | Wood      | POOR             | White         |      | 7.42        | Positive | 7.1 +/- 5.9                      |  |
| 283              | Second | A                                      | Bedroom 11 | Win. Well/Trough | Wood      | POOR             | White         |      | 5.9         | Positive | 39.4 +/- 31.6                    |  |
| 284              | Second | A                                      | Bedroom 11 | Win. Jamb        | Wood      | POOR             | White         |      | 4.98        | Positive | 32.9 +/- 27.3                    |  |
| 285              | Second | B                                      | Bedroom 11 | Radiator         | Metal     | POOR             | Silver        |      | 1           | Negative | 0 +/- 0.02                       |  |
| 286              | Second | C                                      | Bedroom 11 | Door Casing      | Wood      | POOR             | White         |      | 9.31        | Positive | 5.2 +/- 3.4                      |  |
| 287              | Second | C                                      | Bedroom 11 | Door Jamb        | Wood      | POOR             | White         |      | 10          | Positive | 3.3 +/- 2.3                      |  |
| 288              | Second | C                                      | Bedroom 11 | Door Stop        | Wood      | POOR             | White         |      | 1           | Negative | 0 +/- 0.02                       |  |
| 289              | Second | C                                      | Bedroom 11 | Door             | Wood      | FAIR             | Clear / Stain |      | 1.17        | Negative | 0.01 +/- 0.04                    |  |
| 290              | Second | Floor                                  | Bedroom 11 | Floor            | Wood      | POOR             | Clear / Stain |      | 1.29        | Negative | 0.06 +/- 0.09                    |  |
| 291              | Second | Floor                                  | Bedroom 12 | Floor            | Wood      | POOR             | Clear / Stain |      | 1.02        | Negative | 0.07 +/- 0.08                    |  |
| 292              | Second | A                                      | Bedroom 12 | Wall             | Plaster   | POOR             | Yellow        |      | 1.73        | Negative | 0.01 +/- 0.04                    |  |
| 293              | Second | B                                      | Bedroom 12 | Wall             | Plaster   | POOR             | Yellow        |      | 1           | Negative | 0 +/- 0.02                       |  |
| 294              | Second | C                                      | Bedroom 12 | Wall             | Plaster   | POOR             | Yellow        |      | 1           | Negative | 0 +/- 0.02                       |  |

**ETC - ENVIRONMENTAL SERVICES WILCO ENVIRONMENTAL**

**APPENDIX A**

**All Paint Samples Taken - In Order Sampled**

**Please note: Post 1978 Construction, factory finished and unpainted items were not sampled**

| <b>Client</b>           |              | Genesee County Land Bank               |                   |                  |                  |                         |               |             |                    |               |  |
|-------------------------|--------------|--|-------------------|------------------|------------------|-------------------------|---------------|-------------|--------------------|---------------|--|
| <b>Survey Location:</b> |              | 407 W. 5th Street Ct., Flint, MI 48503 |                   |                  |                  |                         |               |             |                    |               |  |
| <b>Survey Date:</b>     |              | 03/30/11                               |                   |                  |                  |                         |               |             |                    |               |  |
| <b>Inspectors:</b>      |              | Michael Gravlin                        |                   |                  | <b>License #</b> | P-00313                 |               |             | <b>Job#</b>        | 136068        |  |
| <b>Sample #</b>         | <b>Floor</b> | <b>Wall / Side</b>                     | <b>Room and #</b> | <b>Component</b> | <b>Substrate</b> | <b>Visual Condition</b> | <b>Color</b>  | <b>Note</b> | <b>Depth Index</b> | <b>Result</b> | <b>mg/cm<sup>2</sup> +/- Precision</b> |
| 295                     | Second       | D                                      | Bedroom 12        | Wall             | Plaster          | POOR                    | Yellow        |             | 1                  | Negative      | 0 +/- 0.02                             |
| 296                     | Second       | D                                      | Bedroom 12        | Wall, Lower      | Plaster          | POOR                    | Yellow        |             | 1.61               | Negative      | 0.01 +/- 0.04                          |
| 297                     | Second       | A                                      | Bedroom 12        | Wall, Lower      | Plaster          | POOR                    | Yellow        |             | 2.92               | Negative      | 0.02 +/- 0.09                          |
| 298                     | Second       | B                                      | Bedroom 12        | Wall, Lower      | Plaster          | POOR                    | Yellow        |             | 1.38               | Negative      | 0.01 +/- 0.02                          |
| 299                     | Second       | C                                      | Bedroom 12        | Wall, Lower      | Plaster          | POOR                    | Yellow        |             | 2.34               | Negative      | 0.01 +/- 0.03                          |
| 300                     | Second       | Ceiling                                | Bedroom 12        | Ceiling          | Plaster          | POOR                    | Yellow        |             | 1                  | Negative      | 0 +/- 0.02                             |
| 301                     | Second       | C                                      | Bedroom 12        | Chair Rail       | Wood             | FAIR                    | White         |             | 1                  | Negative      | 0 +/- 0.02                             |
| 302                     | Second       | D                                      | Bedroom 12        | Baseboard        | Wood             | POOR                    | White         |             | 2.75               | Positive      | 4.3 +/- 3.3                            |
| 303                     | Second       | C                                      | Bedroom 12        | Win. Apron       | Wood             | FAIR                    | White         |             | 10                 | Positive      | 5.3 +/- 3.4                            |
| 304                     | Second       | C                                      | Bedroom 12        | Win. Sill/Stool  | Wood             | FAIR                    | White         |             | 10                 | Positive      | 5.3 +/- 3.4                            |
| 305                     | Second       | C                                      | Bedroom 12        | Win. Casing      | Wood             | FAIR                    | White         |             | 10                 | Positive      | 4 +/- 2.9                              |
| 306                     | Second       | C                                      | Bedroom 12        | Win. Stop        | Wood             | FAIR                    | White         |             | 10                 | Positive      | 4.4 +/- 3                              |
| 307                     | Second       | C                                      | Bedroom 12        | Win. Sash        | Wood             | POOR                    | White         |             | 10                 | Positive      | 4.3 +/- 2.9                            |
| 308                     | Second       | C                                      | Bedroom 12        | Win. Sash, ext.  | Wood             | POOR                    | White         |             | 3.34               | Positive      | 16.4 +/- 14.5                          |
| 309                     | Second       | C                                      | Bedroom 12        | Win. Well/Trough | Wood             | POOR                    | White         |             | 2.15               | Positive      | 6.1 +/- 4.6                            |
| 310                     | Second       | C                                      | Bedroom 12        | Win. Jamb        | Wood             | POOR                    | White         |             | 3.28               | Positive      | 25.4 +/- 23.6                          |
| 311                     | Second       | B                                      | Bedroom 12        | Radiator         | Metal            | POOR                    | Silver        |             | 1                  | Negative      | 0 +/- 0.02                             |
| 312                     | Second       | A                                      | Bedroom 12        | Clos. Casing     | Wood             | POOR                    | White         |             | 5.33               | Positive      | 4.2 +/- 3                              |
| 313                     | Second       | A                                      | Bedroom 12        | Clos. Jamb       | Wood             | POOR                    | White         |             | 10                 | Positive      | 3.3 +/- 2.2                            |
| 314                     | Second       | A                                      | Bedroom 12        | Clos. Stop       | Wood             | FAIR                    | White         |             | 10                 | Positive      | 3.9 +/- 2.8                            |
| 315                     | Second       | A                                      | Bedroom 12        | Clos. Casing     | Wood             | FAIR                    | Beige         |             | 10                 | Positive      | 3.3 +/- 2.2                            |
| 316                     | Second       | A                                      | Bedroom 12        | Clos. Shelf      | Wood             | FAIR                    | Beige         |             | 10                 | Positive      | 5.2 +/- 3.4                            |
| 317                     | Second       | A                                      | Bedroom 12        | Shelf Bracket    | Wood             | FAIR                    | Beige         |             | 7.19               | Positive      | 6 +/- 4.9                              |
| 318                     | Second       | A                                      | Bedroom 12        | Clos. Wall       | Wood             | FAIR                    | Beige         |             | 10                 | Positive      | 3.5 +/- 2.5                            |
| 319                     | Second       | A                                      | Bedroom 12        | Coat Rack        | Wood             | FAIR                    | Beige         |             | 10                 | Positive      | 5.4 +/- 3.2                            |
| 320                     | Second       | A                                      | Bedroom 12        | Clos. Wall       | Plaster          | POOR                    | Beige         |             | 1.08               | Negative      | 0.04 +/- 0.05                          |
| 321                     | Second       | A                                      | Bedroom 12        | Clos. Ceiling    | Plaster          | POOR                    | Beige         |             | 1.95               | Negative      | 0.09 +/- 0.12                          |
| 322                     | Second       | D                                      | Bedroom 12        | Door Casing      | Wood             | POOR                    | White         |             | 10                 | Positive      | 5.3 +/- 3.6                            |
| 323                     | Second       | D                                      | Bedroom 12        | Door Jamb        | Wood             | POOR                    | White         |             | 10                 | Positive      | 3.2 +/- 2.2                            |
| 324                     | Second       | D                                      | Bedroom 12        | Door Stop        | Wood             | POOR                    | White         |             | 2.18               | Negative      | 0.02 +/- 0.08                          |
| 325                     | Second       | D                                      | Bedroom 12        | Door             | Wood             | FAIR                    | Clear / Stain |             | 1                  | Negative      | 0.01 +/- 0.03                          |
| 326                     | Second       | Ceiling                                | Bedroom 12        | Ceiling          | Plaster          | POOR                    | Yellow        |             | 5                  | Negative      | 0.03 +/- 0.12                          |
| 327                     | Second       | Ceiling                                | Bathroom 13       | Ceiling          | Plaster          | POOR                    | White         |             | 3.81               | Negative      | 0.15 +/- 0.17                          |
| 328                     | Second       | A                                      | Bathroom 13       | Crown Molding    | Wood             | FAIR                    | Yellow        |             | 1                  | Negative      | 0.01 +/- 0.03                          |
| 329                     | Second       | A                                      | Bathroom 13       | Wall             | Wood             | FAIR                    | White         |             | 10                 | Positive      | 1.2 +/- 0.4                            |
| 330                     | Second       | B                                      | Bathroom 13       | Wall             | Wood             | FAIR                    | White         |             | 7.35               | Negative      | 0.1 +/- 0.27                           |

**ETC - ENVIRONMENTAL SERVICES WILCO ENVIRONMENTAL**

**APPENDIX A**

**All Paint Samples Taken - In Order Sampled**

**Please note: Post 1978 Construction, factory finished and unpainted items were not sampled**

| Client           |        | Genesee County Land Bank               |             |                  |           |                  |               |      |             |          |                                  |  |
|------------------|--------|--|-------------|------------------|-----------|------------------|---------------|------|-------------|----------|----------------------------------|--|
| Survey Location: |        | 407 W. 5th Street Ct., Flint, MI 48503 |             |                  |           |                  |               |      |             |          |                                  |  |
| Survey Date:     |        | 03/30/11                               |             |                  |           |                  |               |      |             |          |                                  |  |
| Inspectors:      |        | Michael Gravlin                        |             |                  | License # | P-00313          |               |      | Job#        | 136068   |                                  |  |
| Sample #         | Floor  | Wall / Side                            | Room and #  | Component        | Substrate | Visual Condition | Color         | Note | Depth Index | Result   | mg/cm <sup>2</sup> +/- Precision |  |
| 331              | Second | C                                      | Bathroom 13 | Wall             | Wood      | FAIR             | White         |      | 10          | Positive | 1.2 +/- 0.3                      |  |
| 332              | Second | D                                      | Bathroom 13 | Wall             | Wood      | FAIR             | White         |      | 1           | Negative | 0 +/- 0.02                       |  |
| 333              | Second | C                                      | Bathroom 13 | Radiator         | Metal     | POOR             | Grey          |      | 1           | Negative | 0.02 +/- 0.04                    |  |
| 334              | Second | C                                      | Bathroom 13 | Win. Sill/Stool  | Wood      | FAIR             | Yellow        |      | 2.01        | Positive | 2.4 +/- 0.9                      |  |
| 335              | Second | C                                      | Bathroom 13 | Win. Casing      | Wood      | POOR             | Yellow        |      | 1.99        | Positive | 4.3 +/- 3.1                      |  |
| 336              | Second | C                                      | Bathroom 13 | Win. Stop        | Wood      | POOR             | White         |      | 2.64        | Positive | 3.1 +/- 2                        |  |
| 337              | Second | C                                      | Bathroom 13 | Win. Sash        | Wood      | FAIR             | White         |      | 3.9         | Positive | 3.5 +/- 2.3                      |  |
| 338              | Second | C                                      | Bathroom 13 | Win. Sash, ext.  | Wood      | POOR             | White         |      | 4.08        | Positive | 13.8 +/- 11.8                    |  |
| 339              | Second | C                                      | Bathroom 13 | Win. Well/Trough | Wood      | POOR             | White         |      | 3.62        | Positive | 29.7 +/- 26.7                    |  |
| 340              | Second | C                                      | Bathroom 13 | Win. Jamb        | Wood      | POOR             | White         |      | 3.25        | Positive | 27 +/- 24.3                      |  |
| 341              | Second | D                                      | Bathroom 13 | Chair Rail       | Wood      | FAIR             | Yellow        |      | 6.26        | Positive | 4.8 +/- 3.3                      |  |
| 342              | Second | A                                      | Bathroom 13 | Door Casing      | Wood      | POOR             | White         |      | 1.9         | Positive | 4.6 +/- 3.4                      |  |
| 343              | Second | A                                      | Bathroom 13 | Door Jamb        | Wood      | POOR             | White         |      | 6.18        | Positive | 3.2 +/- 2.2                      |  |
| 344              | Second | A                                      | Bathroom 13 | Door Stop        | Wood      | POOR             | White         |      | 7.95        | Negative | 0.3 +/- 0.44                     |  |
| 345              | Second | A                                      | Bathroom 13 | Door             | Wood      | POOR             | White         |      | 1           | Negative | 0.01 +/- 0.03                    |  |
| 346              | Second | A                                      | Bathroom 13 | Door             | Wood      | POOR             | Clear / Stain |      | 2.23        | Negative | 0.04 +/- 0.1                     |  |
| 347              | Second | A                                      | Bedroom 14  | Wall             | Plaster   | POOR             | Yellow        |      | 1           | Negative | 0.01 +/- 0.03                    |  |
| 348              | Second | B                                      | Bedroom 14  | Wall             | Plaster   | FAIR             | Yellow        |      | 2.85        | Negative | 0.09 +/- 0.15                    |  |
| 349              | Second | C                                      | Bedroom 14  | Wall             | Plaster   | FAIR             | Yellow        |      | 1.87        | Negative | 0.06 +/- 0.08                    |  |
| 350              | Second | D                                      | Bedroom 14  | Wall             | Plaster   | POOR             | Yellow        |      | 2.74        | Negative | 0.14 +/- 0.19                    |  |
| 351              | Second | D                                      | Bedroom 14  | Wall, Lower      | Plaster   | POOR             | Yellow        |      | 1.66        | Negative | 0.06 +/- 0.08                    |  |
| 352              | Second | B                                      | Bedroom 14  | Wall, Lower      | Plaster   | FAIR             | Yellow        |      | 5.88        | Negative | 0.05 +/- 0.18                    |  |
| 353              | Second | C                                      | Bedroom 14  | Wall, Lower      | Plaster   | FAIR             | Yellow        |      | 1.22        | Negative | 0.01 +/- 0.04                    |  |
| 354              | Second | Ceiling                                | Bedroom 14  | Ceiling          | Plaster   | POOR             | Yellow        |      | 1.93        | Negative | 0.09 +/- 0.09                    |  |
| 355              | Second | C                                      | Bedroom 14  | Chair Rail       | Wood      | FAIR             | White         |      | 1           | Negative | 0 +/- 0.02                       |  |
| 356              | Second | C                                      | Bedroom 14  | Baseboard        | Wood      | POOR             | White         |      | 10          | Positive | 4.8 +/- 3.4                      |  |
| 357              | Second | C                                      | Bedroom 14  | Win. Apron       | Wood      | FAIR             | White         |      | 9.08        | Positive | 6.6 +/- 5.4                      |  |
| 358              | Second | C                                      | Bedroom 14  | Win. Sill/Stool  | Wood      | FAIR             | White         |      | 10          | Positive | 6 +/- 3.6                        |  |
| 359              | Second | C                                      | Bedroom 14  | Win. Casing      | Wood      | POOR             | White         |      | 7.8         | Positive | 4.3 +/- 3.2                      |  |
| 360              | Second | C                                      | Bedroom 14  | Win. Stop        | Wood      | POOR             | White         |      | 10          | Positive | 3.3 +/- 2.2                      |  |
| 361              | Second | C                                      | Bedroom 14  | Win. Sash        | Wood      | POOR             | White         |      | 5.58        | Positive | 3.9 +/- 2.8                      |  |
| 362              | Second | C                                      | Bedroom 14  | Win. Sash, ext.  | Wood      | POOR             | White         |      | 3.77        | Positive | 6.1 +/- 5.1                      |  |
| 363              | Second | C                                      | Bedroom 14  | Win. Well/Trough | Wood      | POOR             | White         |      | 3.58        | Positive | 22.8 +/- 21.1                    |  |
| 364              | Second | C                                      | Bedroom 14  | Win. Jamb        | Wood      | POOR             | White         |      | 2.32        | Positive | 15.2 +/- 12.5                    |  |
| 365              | Second | D                                      | Bedroom 14  | Radiator         | Metal     | POOR             | Silver        |      | 1.28        | Negative | 0.11 +/- 0.12                    |  |
| 366              | Second | D                                      | Bedroom 14  | Clos. Casing     | Wood      | FAIR             | White         |      | 7.94        | Negative | 0.14 +/- 0.43                    |  |
| 367              | Second | D                                      | Bedroom 14  | Clos. Jamb       | Wood      | FAIR             | White         |      | 1           | Negative | 0.01 +/- 0.04                    |  |

**ETC - ENVIRONMENTAL SERVICES WILCO ENVIRONMENTAL**

**APPENDIX A**

**All Paint Samples Taken - In Order Sampled**

**Please note: Post 1978 Construction, factory finished and unpainted items were not sampled**

| Client           |               | Genesee County Land Bank               |                       |                    |             |                  |               |      |             |                 |                                  |  |
|------------------|---------------|--|-----------------------|--------------------|-------------|------------------|---------------|------|-------------|-----------------|----------------------------------|--|
| Survey Location: |               | 407 W. 5th Street Ct., Flint, MI 48503 |                       |                    |             |                  |               |      |             |                 |                                  |  |
| Survey Date:     |               | 03/30/11                               |                       |                    |             |                  |               |      |             |                 |                                  |  |
| Inspectors:      |               | Michael Gravlin                        |                       |                    | License #   | P-00313          |               |      | Job#        | 136068          |                                  |  |
| Sample #         | Floor         | Wall / Side                            | Room and #            | Component          | Substrate   | Visual Condition | Color         | Note | Depth Index | Result          | mg/cm <sup>2</sup> +/- Precision |  |
| 368              | Second        | D                                      | Bedroom 14            | Clos. Stop         | Wood        | FAIR             | White         |      | 8.77        | Negative        | 0.17 +/- 0.61                    |  |
| 369              | Second        | D                                      | Bedroom 14            | Clos. Door         | Wood        | FAIR             | White         |      | 4.29        | Negative        | 0.1 +/- 0.23                     |  |
| 370              | Second        | D                                      | Bedroom 14            | Clos. Door         | Wood        | POOR             | Yellow        |      | 1.04        | Negative        | 0.03 +/- 0.06                    |  |
| 371              | Second        | D                                      | Bedroom 14            | Clos. Baseboard    | Wood        | FAIR             | White         |      | 1           | Negative        | 0.03 +/- 0.06                    |  |
| 372              | Second        | D                                      | Bedroom 14            | Clothes Rod        | Metal       | POOR             | White         |      | 4           | Negative        | 0.24 +/- 0.35                    |  |
| 373              | Second        | D                                      | Bedroom 14            | Coat Rack          | Metal       | FAIR             | Beige         |      | 7.37        | Negative        | 0.3 +/- 0.61                     |  |
| 374              | Second        | D                                      | Bedroom 14            | Crown Molding      | Metal       | FAIR             | Beige         |      | 4.64        | Negative        | 0.16 +/- 0.34                    |  |
| 375              | Second        | D                                      | Bedroom 14            | Clos. Wall         | Plaster     | POOR             | Beige         |      | 1           | Negative        | 0.05 +/- 0.07                    |  |
| 376              | Second        | D                                      | Bedroom 14            | Clos. Ceiling      | Plaster     | POOR             | Beige         |      | 1           | Negative        | 0 +/- 0.02                       |  |
| 377              | Second        | D                                      | Bedroom 14            | Clos. Floor        | Wood        | FAIR             | Clear / Stain |      | 1.07        | Negative        | 0.06 +/- 0.08                    |  |
| 378              | Second        | Floor                                  | Bedroom 14            | Floor              | Wood        | POOR             | Clear / Stain |      | 1           | Negative        | 0.1 +/- 0.1                      |  |
| 379              | Second        | B                                      | Bedroom 14            | Door               | Wood        | FAIR             | Clear / Stain |      | 3.63        | Negative        | 0.04 +/- 0.15                    |  |
| 380              | Second        | B                                      | Bedroom 14            | Door               | Wood        | POOR             | Yellow        |      | 1           | Negative        | 0.03 +/- 0.05                    |  |
| <b>381</b>       | <b>Second</b> | <b>B</b>                               | <b>Bedroom 14</b>     | <b>Door Casing</b> | <b>Wood</b> | <b>POOR</b>      | <b>White</b>  |      | <b>7.66</b> | <b>Positive</b> | <b>4.8 +/- 3.5</b>               |  |
| <b>382</b>       | <b>Second</b> | <b>B</b>                               | <b>Bedroom 14</b>     | <b>Door Jamb</b>   | <b>Wood</b> | <b>POOR</b>      | <b>White</b>  |      | <b>5.34</b> | <b>Positive</b> | <b>4.8 +/- 3.3</b>               |  |
| 383              | Second        | B                                      | Bedroom 14            | Door Stop          | Wood        | POOR             | White         |      | 1           | Negative        | 0 +/- 0.02                       |  |
| 384              | Second        | A                                      | Attic Stair 15        | Wall               | Wood        | FAIR             | White         |      | 5.69        | Negative        | 0.06 +/- 0.2                     |  |
| 385              | Second        | C                                      | Attic Stair 15        | Wall               | Plaster     | POOR             | White         |      | 2.11        | Negative        | 0.06 +/- 0.09                    |  |
| 386              | Second        | D                                      | Attic Stair 15        | Wall               | Plaster     | POOR             | White         |      | 1.75        | Negative        | 0.05 +/- 0.09                    |  |
| 387              | Second        | D                                      | Attic Stair 15        | Ceiling            | Plaster     | POOR             | White         |      | 3.04        | Negative        | 0.07 +/- 0.16                    |  |
| 388              | Second        | D                                      | Attic Stair 15        | Door Jamb          | Wood        | POOR             | White         |      | 1.75        | Negative        | 0.06 +/- 0.11                    |  |
| 389              | Second        | D                                      | Attic Stair 15        | Door Stop          | Wood        | POOR             | White         |      | 2.94        | Negative        | 0.19 +/- 0.26                    |  |
| 390              | Second        | D                                      | Attic Stair 15        | Door               | Wood        | POOR             | Clear / Stain |      | 1.3         | Negative        | 0.01 +/- 0.05                    |  |
| 391              | Second        | D                                      | Attic Stair 15        | Ceiling            | Wood        | POOR             | White         |      | 2.18        | Negative        | 0.02 +/- 0.07                    |  |
| 392              | Second        | A                                      | Attic Stair 15        | Stair Stringer     | Wood        | FAIR             | Beige         |      | 2.84        | Negative        | 0.3 +/- 0.31                     |  |
| 393              | Second        | A                                      | Attic Stair 15        | Stair Riser        | Wood        | POOR             | Beige         |      | 1.08        | Negative        | 0.16 +/- 0.13                    |  |
| 394              | Second        | A                                      | Attic Stair 15        | Stair Tread        | Wood        | POOR             | Beige         |      | 1.49        | Negative        | 0.14 +/- 0.15                    |  |
| 395              | Third         | A                                      | Attic Stair 15        | Floor              | Wood        | POOR             | Beige         |      | 1.26        | Negative        | 0.13 +/- 0.13                    |  |
| <b>396</b>       | <b>Third</b>  | <b>B</b>                               | <b>Attic Stair 15</b> | <b>Baseboard</b>   | <b>Wood</b> | <b>FAIR</b>      | <b>Beige</b>  |      | <b>7.12</b> | <b>Positive</b> | <b>6.8 +/- 5.5</b>               |  |
| 397              | Third         | A                                      | Family Room 16        | Wall               | Wood        | POOR             | Pink          |      | 3.4         | Negative        | -0.75 +/- 1.7                    |  |
| 398              | Third         | B                                      | Family Room 16        | Wall               | Wood        | POOR             | Pink          |      | 2.63        | Negative        | -0.7 +/- 1.14                    |  |
| 399              | Third         | C                                      | Family Room 16        | Wall               | Wood        | POOR             | Pink          |      | 1.35        | Negative        | 0.03 +/- 0.06                    |  |
| 400              | Third         | C                                      | Family Room 16        | Wall               | Wood        | POOR             | White         |      | 2.41        | Negative        | 0.02 +/- 0.07                    |  |
| 401              | Third         | C                                      | Family Room 16        | Wall               | Wood        | POOR             | Green         |      | 1.06        | Negative        | 0.04 +/- 0.07                    |  |
| 402              | Third         | D                                      | Family Room 16        | Wall               | Wood        | POOR             | Pink          |      | 2.34        | Negative        | 0.08 +/- 0.14                    |  |
| 403              | Third         | A                                      | Family Room 16        | Wall               | Wood        | POOR             | White         |      | 2           | Negative        | 0.01 +/- 0.05                    |  |
| 404              | Third         | A                                      | Family Room 16        | Ceiling            | Wood        | POOR             | Pink          |      | 1           | Negative        | 0 +/- 0.02                       |  |

**ETC - ENVIRONMENTAL SERVICES WILCO ENVIRONMENTAL**

**APPENDIX A**

**All Paint Samples Taken - In Order Sampled**

**Please note: Post 1978 Construction, factory finished and unpainted items were not sampled**

| Client           |              | Genesee County Land Bank               |                          |                         |             |                  |               |      |             |                 |                                  |  |
|------------------|--------------|--|--------------------------|-------------------------|-------------|------------------|---------------|------|-------------|-----------------|----------------------------------|--|
| Survey Location: |              | 407 W. 5th Street Ct., Flint, MI 48503 |                          |                         |             |                  |               |      |             |                 |                                  |  |
| Survey Date:     |              | 03/30/11                               |                          |                         |             |                  |               |      |             |                 |                                  |  |
| Inspectors:      |              | Michael Gravlin                        |                          |                         | License #   | P-00313          |               |      | Job#        | 136068          |                                  |  |
| Sample #         | Floor        | Wall / Side                            | Room and #               | Component               | Substrate   | Visual Condition | Color         | Note | Depth Index | Result          | mg/cm <sup>2</sup> +/- Precision |  |
| 405              | Third        | B                                      | Family Room 16           | Wall                    | Brick       | FAIR             | Pink          |      | 1           | Negative        | 0 +/- 0.02                       |  |
| 406              | Third        | D                                      | Family Room 16           | Wall                    | Brick       | FAIR             | Pink          |      | 1.2         | Negative        | 0 +/- 0.02                       |  |
| <b>407</b>       | <b>Third</b> | <b>D</b>                               | <b>Family Room 16</b>    | <b>Win. Casing</b>      | <b>Wood</b> | <b>POOR</b>      | <b>White</b>  |      | <b>2.35</b> | <b>Positive</b> | <b>2.8 +/- 1.7</b>               |  |
| 408              | Third        | D                                      | Family Room 16           | Win. Stop               | Wood        | POOR             | Pink          |      | 1.42        | Negative        | 0.3 +/- 0.21                     |  |
| 409              | Third        | D                                      | Family Room 16           | Win. Sash               | Wood        | POOR             | Pink          |      | 2.35        | Negative        | 0.07 +/- 0.13                    |  |
| <b>410</b>       | <b>Third</b> | <b>D</b>                               | <b>Family Room 16</b>    | <b>Win. Sash, ext.</b>  | <b>Wood</b> | <b>POOR</b>      | <b>White</b>  |      | <b>9.2</b>  | <b>Positive</b> | <b>17 +/- 15.5</b>               |  |
| <b>411</b>       | <b>Third</b> | <b>D</b>                               | <b>Family Room 16</b>    | <b>Win. Jamb</b>        | <b>Wood</b> | <b>POOR</b>      | <b>White</b>  |      | <b>3.25</b> | <b>Positive</b> | <b>19 +/- 16.5</b>               |  |
| <b>412</b>       | <b>Third</b> | <b>A</b>                               | <b>Family Room 16</b>    | <b>Clos. Casing</b>     | <b>Wood</b> | <b>FAIR</b>      | <b>White</b>  |      | <b>2.4</b>  | <b>Positive</b> | <b>2.1 +/- 0.9</b>               |  |
| <b>413</b>       | <b>Third</b> | <b>A</b>                               | <b>Family Room 16</b>    | <b>Clos. Jamb</b>       | <b>Wood</b> | <b>FAIR</b>      | <b>White</b>  |      | <b>2.27</b> | <b>Positive</b> | <b>1.8 +/- 0.8</b>               |  |
| 414              | Third        | A                                      | Family Room 16           | Clos. Wall              | Wood        | FAIR             | Green         |      | 1.93        | Negative        | 0.07 +/- 0.12                    |  |
| 415              | Third        | A                                      | Family Room 16           | Clos. Wall              | Wood        | FAIR             | Pink          |      | 1           | Negative        | 0 +/- 0.02                       |  |
| 416              | Third        | A                                      | Family Room 16           | Clos. Ceiling           | Wood        | FAIR             | Green         |      | 1           | Negative        | 0.03 +/- 0.06                    |  |
| 417              | Third        | D                                      | Family Room 16           | Clos. Wall              | Wood        | FAIR             | Paper         |      | 1           | Negative        | 0 +/- 0.02                       |  |
| 418              | Third        | D                                      | Family Room 16           | Clos. Ceiling           | Wood        | FAIR             | Paper         |      | 2.45        | Negative        | 0.02 +/- 0.07                    |  |
| 419              | Third        | D                                      | Family Room 16           | Clos. Baseboard         | Wood        | POOR             | Beige         |      | 1.18        | Negative        | 0.03 +/- 0.06                    |  |
| 420              | Third        | D                                      | Family Room 16           | Coat Rack               | Wood        | POOR             | Beige         |      | 2.06        | Negative        | 0.02 +/- 0.07                    |  |
| <b>421</b>       | <b>Third</b> | <b>A</b>                               | <b>Family Room 16</b>    | <b>Archway cas.</b>     | <b>Wood</b> | <b>FAIR</b>      | <b>White</b>  |      | <b>6.35</b> | <b>Positive</b> | <b>2.5 +/- 1.5</b>               |  |
| 422              | Third        | A                                      | Family Room 16           | Clos. Baseboard         | Wood        | POOR             | Pink          |      | 2.73        | Negative        | 0.5 +/- 0.3                      |  |
| 423              | Third        | A                                      | Family Room 16           | Clothes Rod             | Metal       | POOR             | Pink          |      | 1           | Negative        | 0.01 +/- 0.03                    |  |
| 424              | Third        | A                                      | Family Room 16           | Clos. Shelf             | Wood        | POOR             | Pink          |      | 1           | Negative        | 0.01 +/- 0.04                    |  |
| 425              | Third        | B                                      | Family Room 16           | Win. Sill/Stool         | Wood        | POOR             | White         |      | 2.08        | Negative        | 0.04 +/- 0.1                     |  |
| 426              | Third        | B                                      | Family Room 16           | Win. Sash               | Wood        | POOR             | White         |      | 4.81        | Negative        | 0.05 +/- 0.16                    |  |
| 427              | Third        | C                                      | Family Room 16           | Attic Cover             | Wood        | FAIR             | Clear / Stain |      | 1           | Negative        | 0.02 +/- 0.06                    |  |
| <b>428</b>       | <b>Third</b> | <b>C</b>                               | <b>Family Room 16</b>    | <b>Attic Cover cas.</b> | <b>Wood</b> | <b>FAIR</b>      | <b>White</b>  |      | <b>4.06</b> | <b>Positive</b> | <b>2.9 +/- 1.5</b>               |  |
| 429              | Third        | C                                      | Family Room 16           | Attic Cover jamb.       | Wood        | POOR             | White         |      | 2.16        | Negative        | 0.08 +/- 0.14                    |  |
| 430              | Third        | Center                                 | Family Room 16           | Newel Post              | Wood        | POOR             | White         |      | 1           | Negative        | 0.01 +/- 0.03                    |  |
| 431              | Third        | Center                                 | Family Room 16           | Railing Cap             | Wood        | POOR             | White         |      | 1           | Negative        | 0.02 +/- 0.05                    |  |
| 432              | Third        | Center                                 | Family Room 16           | Railing Cap             | Wood        | POOR             | White         |      | 1.77        | Negative        | 0.02 +/- 0.06                    |  |
| 433              | Third        | Center                                 | Family Room 16           | Radiator                | Metal       | POOR             | Silver        |      | 1           | Negative        | 0.03 +/- 0.05                    |  |
| 434              | Third        | Floor                                  | Family Room 16           | Floor                   | Wood        | POOR             | Beige         |      | 1.55        | Negative        | 0.08 +/- 0.11                    |  |
| <b>435</b>       | <b>Third</b> | <b>C</b>                               | <b>Family Room 16</b>    | <b>Baseboard</b>        | <b>Wood</b> | <b>FAIR</b>      | <b>White</b>  |      | <b>5.1</b>  | <b>Positive</b> | <b>3.4 +/- 1.9</b>               |  |
| 436              | First        | A                                      | Basement Stair 17        | Wall                    | Wood        | FAIR             | Yellow        |      | 2.37        | Negative        | 0.01 +/- 0.06                    |  |
| 437              | First        | C                                      | Basement Stair 17        | Wall                    | Wood        | FAIR             | Yellow        |      | 1.28        | Negative        | 0.01 +/- 0.04                    |  |
| 438              | First        | D                                      | Basement Stair 17        | Wall                    | Wood        | FAIR             | Yellow        |      | 1.13        | Negative        | 0.01 +/- 0.03                    |  |
| 439              | First        | Ceiling                                | Basement Stair 17        | Ceiling                 | Wood        | FAIR             | Yellow        |      | 3.71        | Negative        | 0.03 +/- 0.12                    |  |
| <b>440</b>       | <b>First</b> | <b>B</b>                               | <b>Basement Stair 17</b> | <b>Door Casing</b>      | <b>Wood</b> | <b>POOR</b>      | <b>Yellow</b> |      | <b>2.06</b> | <b>Positive</b> | <b>1.9 +/- 0.8</b>               |  |
| <b>441</b>       | <b>First</b> | <b>B</b>                               | <b>Basement Stair 17</b> | <b>Door Jamb</b>        | <b>Wood</b> | <b>POOR</b>      | <b>Yellow</b> |      | <b>1.06</b> | <b>Positive</b> | <b>1.4 +/- 0.4</b>               |  |

**ETC - ENVIRONMENTAL SERVICES WILCO ENVIRONMENTAL**

**APPENDIX A**

**All Paint Samples Taken - In Order Sampled**

**Please note: Post 1978 Construction, factory finished and unpainted items were not sampled**

| Client           |          | Genesee County Land Bank               |                   |                |           |                  |               |      |             |          |                                  |  |
|------------------|----------|--|-------------------|----------------|-----------|------------------|---------------|------|-------------|----------|----------------------------------|--|
| Survey Location: |          | 407 W. 5th Street Ct., Flint, MI 48503 |                   |                |           |                  |               |      |             |          |                                  |  |
| Survey Date:     |          | 03/30/11                               |                   |                |           |                  |               |      |             |          |                                  |  |
| Inspectors:      |          | Michael Gravlin                        |                   |                | License # | P-00313          |               |      | Job#        | 136068   |                                  |  |
| Sample #         | Floor    | Wall / Side                            | Room and #        | Component      | Substrate | Visual Condition | Color         | Note | Depth Index | Result   | mg/cm <sup>2</sup> +/- Precision |  |
| 442              | First    | B                                      | Basement Stair 17 | Door Stop      | Wood      | FAIR             | Yellow        |      | 1           | Positive | 1.3 +/- 0.3                      |  |
| 443              | First    | B                                      | Basement Stair 17 | Door           | Wood      | POOR             | Yellow        |      | 1.99        | Positive | 3.4 +/- 2.4                      |  |
| 444              | First    | B                                      | Basement Stair 17 | Ceiling        | Wood      | FAIR             | Yellow        |      | 1.26        | Negative | 0.01 +/- 0.04                    |  |
| 445              | First    | C                                      | Basement Stair 17 | Beam           | Wood      | POOR             | Yellow        |      | 2.64        | Negative | 0.03 +/- 0.11                    |  |
| 446              | First    | A                                      | Basement Stair 17 | Wall Casing    | Wood      | POOR             | Yellow        |      | 8.97        | Negative | 0.05 +/- 0.94                    |  |
| 447              | First    | A                                      | Basement Stair 17 | Railing        | Wood      | FAIR             | Clear / Stain |      | 1.7         | Negative | 0.02 +/- 0.06                    |  |
| 448              | Basement | A                                      | Basement Stair 17 | Wall           | Brick     | POOR             | Yellow        |      | 1.7         | Negative | 0.2 +/- 0.15                     |  |
| 449              | Basement | D                                      | Basement Stair 17 | Win. Sash      | Wood      | POOR             | White         |      | 1.79        | Positive | 3.3 +/- 2.2                      |  |
| 450              | Basement | Floor                                  | Basement Stair 17 | Stair Tread    | Wood      | POOR             | Grey          |      | 1           | Negative | 0 +/- 0.02                       |  |
| 451              | Basement | Floor                                  | Basement Stair 17 | Stair Riser    | Wood      | POOR             | Grey          |      | 4.93        | Negative | 0.07 +/- 0.22                    |  |
| 452              | Basement | Floor                                  | Basement Stair 17 | Landing        | Wood      | POOR             | Grey          |      | 3.28        | Negative | 0.21 +/- 0.29                    |  |
| 453              | Basement | A                                      | Basement 18       | Wall           | Brick     | POOR             | White         |      | 1.29        | Negative | 0.02 +/- 0.04                    |  |
| 454              | Basement | A                                      | Basement 18       | Wall           | Concrete  | POOR             | White         |      | 1           | Negative | 0.02 +/- 0.03                    |  |
| 455              | Basement | B                                      | Basement 18       | Wall           | Concrete  | POOR             | White         |      | 2.08        | Negative | 0.14 +/- 0.16                    |  |
| 456              | Basement | B                                      | Basement 18       | Wall           | Brick     | POOR             | White         |      | 1.09        | Negative | 0.09 +/- 0.07                    |  |
| 457              | Basement | B                                      | Basement 18       | Chimney        | Brick     | POOR             | White         |      | 1.75        | Negative | 0.19 +/- 0.07                    |  |
| 458              | Basement | C                                      | Basement 18       | Wall           | Brick     | POOR             | White         |      | 3.98        | Negative | 0.05 +/- 0.16                    |  |
| 459              | Basement | C                                      | Basement 18       | Wall           | Concrete  | POOR             | White         |      | 1.25        | Negative | 0.01 +/- 0.03                    |  |
| 460              | Basement | D                                      | Basement 18       | Wall           | Concrete  | POOR             | White         |      | 2.23        | Negative | 0.03 +/- 0.06                    |  |
| 461              | Basement | D                                      | Basement 18       | Wall           | Brick     | POOR             | White         |      | 1.68        | Negative | 0.12 +/- 0.12                    |  |
| 462              | Basement | D                                      | Basement 18       | Wall           | Brick     | POOR             | White         |      | 1           | Negative | 0.03 +/- 0.04                    |  |
| 463              | Basement | A                                      | Basement 18       | Access         | Wood      | POOR             | Green         |      | 2.61        | Negative | 0.08 +/- 0.15                    |  |
| 464              | Basement | B                                      | Basement 18       | Win. Sash      | Wood      | POOR             | Blue          |      | 2.15        | Positive | 3.2 +/- 2.2                      |  |
| 465              | Basement | B                                      | Basement 18       | Support Pole   | Metal     | POOR             | White         |      | 1           | Negative | 0 +/- 0.02                       |  |
| 466              | Basement | C                                      | Basement 18       | Door           | Wood      | POOR             | Red           |      | 1.83        | Positive | 3.8 +/- 2.5                      |  |
| 467              | Basement | C                                      | Basement 18       | Door           | Wood      | POOR             | White         |      | 2.49        | Negative | 0.6 +/- 0.3                      |  |
| 468              | Basement | C                                      | Basement 18       | Door Casing    | Wood      | POOR             | Red           |      | 2.12        | Positive | 4.3 +/- 3.3                      |  |
| 469              | Basement | A                                      | Basement 19       | Wall           | Concrete  | POOR             | Grey          |      | 1           | Negative | 0 +/- 0.02                       |  |
| 470              | Basement | D                                      | Basement 19       | Wall           | Concrete  | POOR             | White         |      | 1           | Negative | 0 +/- 0.02                       |  |
| 471              | Basement | D                                      | Basement 19       | Win. Sash      | Wood      | POOR             | White         |      | 1.37        | Positive | 2.9 +/- 1.7                      |  |
| 472              | Basement | A                                      | Basement 19       | Cabinet Door   | Wood      | POOR             | White         |      | 1.38        | Positive | 2.6 +/- 1.5                      |  |
| 473              | Basement | A                                      | Basement 19       | Cabinet Casing | Wood      | POOR             | White         |      | 1.57        | Positive | 3.3 +/- 2.2                      |  |
| 474              | Basement | B                                      | Basement 19       | Door           | Wood      | POOR             | Blue          |      | 1.03        | Negative | 0.01 +/- 0.05                    |  |
| 475              | Basement | B                                      | Basement 19       | Door           | Wood      | POOR             | Red           |      | 1.5         | Positive | 2.3 +/- 1.3                      |  |
| 476              | Basement | B                                      | Basement 19       | Door Casing    | Wood      | POOR             | Red           |      | 1.9         | Positive | 2.9 +/- 1.9                      |  |
| 477              | Basement | Floor                                  | Basement 18       | Floor          | Concrete  | POOR             | Grey          |      | 2.19        | Negative | 0.01 +/- 0.03                    |  |
| 478              | Basement | B                                      | Basement Entry 20 | Wall           | Wood      | POOR             | Grey          |      | 1           | Negative | 0 +/- 0.02                       |  |

**ETC - ENVIRONMENTAL SERVICES WILCO ENVIRONMENTAL**

**APPENDIX A**

**All Paint Samples Taken - In Order Sampled**

**Please note: Post 1978 Construction, factory finished and unpainted items were not sampled**

| Client           |          | Genesee County Land Bank               |                   |                          |           |                  |       |      |             |          |                                  |  |
|------------------|----------|--|-------------------|--------------------------|-----------|------------------|-------|------|-------------|----------|----------------------------------|--|
| Survey Location: |          | 407 W. 5th Street Ct., Flint, MI 48503 |                   |                          |           |                  |       |      |             |          |                                  |  |
| Survey Date:     |          | 03/30/11                               |                   |                          |           |                  |       |      |             |          |                                  |  |
| Inspectors:      |          | Michael Gravlin                        |                   |                          | License # | P-00313          |       |      | Job#        | 136068   |                                  |  |
| Sample #         | Floor    | Wall / Side                            | Room and #        | Component                | Substrate | Visual Condition | Color | Note | Depth Index | Result   | mg/cm <sup>2</sup> +/- Precision |  |
| 479              | Basement | D                                      | Basement Entry 20 | Wall                     | Drywall   | POOR             | Grey  |      | 1.38        | Negative | 0.01 +/- 0.03                    |  |
| 480              | Basement | D                                      | Basement Entry 20 | Wall                     | Concrete  | POOR             | White |      | 1           | Negative | 0 +/- 0.02                       |  |
| 481              | Basement | A                                      | Basement Entry 20 | Wall                     | Concrete  | POOR             | White |      | 1           | Negative | 0 +/- 0.02                       |  |
| 482              | Basement | B                                      | Basement Entry 20 | Wall                     | Concrete  | POOR             | White |      | 1           | Negative | 0 +/- 0.02                       |  |
| 483              | Basement | A                                      | Basement Entry 20 | Wall                     | Drywall   | POOR             | Grey  |      | 1.59        | Negative | 0.01 +/- 0.04                    |  |
| 484              | Basement | B                                      | Basement Entry 20 | Wall                     | Drywall   | POOR             | Grey  |      | 1           | Negative | 0 +/- 0.02                       |  |
| 485              | Basement | C                                      | Basement Entry 20 | Door                     | Wood      | POOR             | White |      | 1.39        | Negative | 0.01 +/- 0.04                    |  |
| 486              | Basement | C                                      | Basement Entry 20 | Entry Door               | Wood      | POOR             | White |      | 4.64        | Positive | 25.7 +/- 24                      |  |
| 487              | Basement | C                                      | Basement Entry 20 | Door Jamb                | Wood      | POOR             | White |      | 6.49        | Positive | 22.6 +/- 18.6                    |  |
| 488              | Exterior | A                                      | Ext. House 11     | Ext. Frieze Boards       | Wood      | POOR             | White |      | 7.51        | Positive | 15.8 +/- 14.4                    |  |
| 489              | Exterior | A                                      | Ext. House 11     | Ext. Soffit              | Wood      | POOR             | White |      | 5.5         | Positive | 22.5 +/- 21.4                    |  |
| 490              | Exterior | A                                      | Ext. House 11     | Crown Molding            | Wood      | POOR             | White |      | 5.11        | Positive | 25.6 +/- 23.7                    |  |
| 491              | Exterior | A                                      | Ext. House 11     | Ext. Fascia              | Wood      | POOR             | White |      | 7.4         | Positive | 22.5 +/- 18.5                    |  |
| 492              | Exterior | A                                      | Ext. House 21     | Porch Ceiling            | Wood      | POOR             | Grey  |      | 1.4         | Negative | 0.6 +/- 0.3                      |  |
| 493              | Exterior | A                                      | Ext. House 21     | Porch Beam               | Wood      | POOR             | Grey  |      | 7.54        | Positive | 23.1 +/- 21.6                    |  |
| 494              | Exterior | A                                      | Ext. House 21     | Porch Column             | Wood      | POOR             | White |      | 10          | Positive | 26 +/- 24.3                      |  |
| 495              | Exterior | A                                      | Ext. House 21     | Win. Sill/Stool          | Wood      | POOR             | White |      | 7.9         | Positive | 23.8 +/- 22.2                    |  |
| 496              | Exterior | A                                      | Ext. House 21     | Win. Casing              | Wood      | POOR             | White |      | 10          | Positive | 20.1 +/- 17.5                    |  |
| 497              | Exterior | A                                      | Ext. House 21     | Porch Floor              | Concrete  | POOR             | Red   |      | 2.29        | Negative | 0.06 +/- 0.09                    |  |
| 498              | Exterior | A                                      | Ext. House 21     | Stair Tread              | Concrete  | POOR             | Red   |      | 1.04        | Negative | 0.01 +/- 0.03                    |  |
| 499              | Exterior | D                                      | Ext. House 21     | Wall (jut out)           | Wood      | POOR             | White |      | 7.55        | Positive | 32.1 +/- 27                      |  |
| 500              | Exterior | D                                      | Ext. House 21     | Support Column (jut out) | Wood      | POOR             | White |      | 7.93        | Positive | 32.2 +/- 27.5                    |  |
| 501              | Exterior | A                                      | Ext. House 21     | Lintel                   | Metal     | POOR             | White |      | 10          | Positive | 26.1 +/- 23.5                    |  |
| 502              | Exterior | C                                      | Ext. House 21     | Porch Ceiling            | Wood      | POOR             | Red   |      | 10          | Positive | 29.8 +/- 27.3                    |  |
| 503              | Exterior | C                                      | Ext. House 21     | Crown Molding            | Wood      | POOR             | Red   |      | 10          | Positive | 33 +/- 27.9                      |  |
| 504              | Exterior | C                                      | Ext. House 21     | Porch Beam               | Wood      | POOR             | Red   |      | 10          | Positive | 31.6 +/- 27.5                    |  |
| 505              | Exterior | C                                      | Ext. House 21     | Porch Column             | Wood      | POOR             | Red   |      | 10          | Positive | 29.1 +/- 25.9                    |  |
| 506              | Exterior | B                                      | Ext. House 21     | Wall (entry)             | Wood      | POOR             | White |      | 9.04        | Positive | 25.2 +/- 24                      |  |
| 507              | Exterior | B                                      | Ext. House 21     | Ext. Corner Board        | Wood      | POOR             | White |      | 8.09        | Positive | 27.9 +/- 24.4                    |  |
| 508              | Exterior | B                                      | Ext. House 21     | Ext. Frieze Board        | Wood      | POOR             | White |      | 10          | Positive | 25.4 +/- 23.5                    |  |
| 509              | Exterior | B                                      | Ext. House 21     | Crown Molding            | Wood      | POOR             | White |      | 4.88        | Positive | 26.6 +/- 24.8                    |  |
| 510              | Exterior | B                                      | Ext. House 21     | Ext. Soffit              | Wood      | POOR             | White |      | 4.62        | Positive | 27.4 +/- 24.8                    |  |
| 511              | Exterior | B                                      | Ext. House 21     | Ext. Fascia              | Wood      | POOR             | White |      | 7.41        | Positive | 23.5 +/- 22                      |  |
| 512              | Exterior | C                                      | Ext. House 21     | Wall (entry)             | Wood      | POOR             | White |      | 10          | Positive | 28.4 +/- 26.1                    |  |
| 513              | Exterior | C                                      | Ext. House 21     | Door Casing              | Wood      | POOR             | White |      | 4.74        | Positive | 27.3 +/- 25.9                    |  |
| 514              | Exterior | D                                      | Ext. House 21     | Wall (entry)             | Wood      | POOR             | White |      | 7.48        | Positive | 29.2 +/- 25.8                    |  |

**ETC - ENVIRONMENTAL SERVICES WILCO ENVIRONMENTAL**

**APPENDIX A**

**All Paint Samples Taken - In Order Sampled**

**Please note: Post 1978 Construction, factory finished and unpainted items were not sampled**

| Client           |          | Genesee County Land Bank               |                  |                  |           |                  |       |      |             |          |                                  |  |
|------------------|----------|--|------------------|------------------|-----------|------------------|-------|------|-------------|----------|----------------------------------|--|
| Survey Location: |          | 407 W. 5th Street Ct., Flint, MI 48503 |                  |                  |           |                  |       |      |             |          |                                  |  |
| Survey Date:     |          | 03/30/11                               |                  |                  |           |                  |       |      |             |          |                                  |  |
| Inspectors:      |          | Michael Gravlin                        |                  |                  | License # | P-00313          |       |      | Job#        | 136068   |                                  |  |
| Sample #         | Floor    | Wall / Side                            | Room and #       | Component        | Substrate | Visual Condition | Color | Note | Depth Index | Result   | mg/cm <sup>2</sup> +/- Precision |  |
| 515              | Exterior | C                                      | Ext. House 21    | Stair Tread      | Concrete  | POOR             | Red   |      | 1           | Negative | 0.01 +/- 0.02                    |  |
| 516              | Exterior | A                                      | Ext. Garage 22   | Ext. Soffit      | Wood      | POOR             | White |      | 2.78        | Positive | 30.8 +/- 26.7                    |  |
| 517              | Exterior | A                                      | Ext. Garage 22   | Crown Molding    | Wood      | POOR             | White |      | 3.42        | Positive | 29.9 +/- 26.7                    |  |
| 518              | Exterior | A                                      | Ext. Garage 22   | Ext. Fascia      | Wood      | POOR             | White |      | 3.23        | Positive | 30.3 +/- 26.5                    |  |
| 519              | Exterior | A                                      | Ext. Garage 22   | Door Casing      | Wood      | POOR             | White |      | 1.58        | Positive | 5.6 +/- 4.1                      |  |
| 520              | Exterior | A                                      | Ext. Garage 22   | Door Jamb        | Wood      | POOR             | White |      | 3.21        | Positive | 21.7 +/- 17.7                    |  |
| 521              | Exterior | A                                      | Ext. Garage 22   | Door Header      | Wood      | POOR             | White |      | 6.33        | Positive | 18.4 +/- 15.8                    |  |
| 522              | Exterior | D                                      | Ext. Garage 22   | Door Casing      | Wood      | POOR             | White |      | 1.87        | Positive | 6.9 +/- 5.6                      |  |
| 523              | Exterior | D                                      | Ext. Garage 22   | Door Jamb        | Wood      | POOR             | White |      | 2.36        | Positive | 16.5 +/- 15.3                    |  |
| 524              | Exterior | D                                      | Ext. Garage 22   | Entry Door       | Wood      | POOR             | White |      | 2.72        | Positive | 10.1 +/- 8.5                     |  |
| 525              | Exterior | D                                      | Ext. Garage 22   | Win. Casing      | Wood      | POOR             | White |      | 2.07        | Positive | 16.7 +/- 14.9                    |  |
| 526              | Exterior | D                                      | Ext. Garage 22   | Win. Jamb        | Wood      | POOR             | White |      | 1.93        | Positive | 8.3 +/- 6.9                      |  |
| 527              | Exterior | D                                      | Ext. Garage 22   | Win. Sash, ext.  | Wood      | POOR             | White |      | 1.58        | Positive | 4.9 +/- 3.6                      |  |
| 528              | Exterior | C                                      | Grounds 24       | Backboard        | Wood      | POOR             | White |      | 1.78        | Negative | 0.02 +/- 0.07                    |  |
| 529              | Exterior | D                                      | Int. Garage 23   | Win. Sash        | Wood      | POOR             | Green |      | 1.2         | Positive | 3.1 +/- 1.9                      |  |
| 530              | Exterior | D                                      | Int. Garage 23   | Win. Sill/Stool  | Wood      | POOR             | Green |      | 1.47        | Positive | 4.8 +/- 3.4                      |  |
| 531              | Exterior | D                                      | Int. Garage 23   | Win. Casing      | Wood      | POOR             | Green |      | 1.99        | Positive | 8.4 +/- 7.2                      |  |
| 532              | Exterior | D                                      | Int. Garage 23   | Entry Door       | Wood      | POOR             | Green |      | 1.3         | Positive | 3.8 +/- 2.7                      |  |
| 533              | Exterior | C                                      | Grounds 24       | Hand pump        | Metal     | POOR             | Green |      | 1.29        | Negative | 0.4 +/- 0.2                      |  |
| 534              |          |  | <b>CALIBRATE</b> |                  |           |                  |       |      | 1.12        | Positive | 1.1 +/- 0.1                      |  |
| 535              |          |  | <b>CALIBRATE</b> |                  |           |                  |       |      | 1.04        | Negative | 0.9 +/- 0.1                      |  |
| 536              |          |  | <b>CALIBRATE</b> |                  |           |                  |       |      | 1.1         | Positive | 1 +/- 0.1                        |  |
| 537              | First    | All                                    | Bedroom 5        | Win. Sash, ext.  | Wood      | POOR             | White |      |             | Positive | +/-                              |  |
| 538              | First    | All                                    | Bedroom 5        | Win. Well/Trough | Wood      | POOR             | White |      |             | Positive | +/-                              |  |
| 539              | First    | All                                    | Bedroom 5        | Win. Jamb        | Wood      | POOR             | White |      |             | Positive | +/-                              |  |
| 540              | First    | C                                      | Bedroom 6        | Win. Sash, ext.  | Wood      | POOR             | White |      |             | Positive | +/-                              |  |
| 541              | First    | C                                      | Bedroom 6        | Win. Well/Trough | Wood      | POOR             | White |      |             | Positive | +/-                              |  |
| 542              | First    | C                                      | Bedroom 6        | Win. Jamb        | Wood      | POOR             | White |      |             | Positive | +/-                              |  |
| 543              | Basement | All                                    | Basement 18      | Win. Sash, ext.  | Wood      | FAIR             | Red   |      |             | Positive | +/-                              |  |
| 544              | Basement | All                                    | Basement 18      | Win. Jamb        | Wood      | FAIR             | Red   |      |             | Positive | +/-                              |  |
| 545              | Basement | D                                      | Basement 19      | Win. Sash, ext.  | Wood      | FAIR             | Red   |      |             | Positive | +/-                              |  |
| 546              | Basement | D                                      | Basement 19      | Win. Jamb        | Wood      | FAIR             | Red   |      |             | Positive | +/-                              |  |

**ETC - ENVIRONMENTAL SERVICES WILCO ENVIRONMENTAL**

**APPENDIX B**

**Lead Paint ONLY Samples - Ordered by Room**

**Please note: Post 1978 Construction, factory finished and unpainted items were not sampled**

| Client           |       | Genesee County Land Bank               |               |                  |            |                  |        |      |             |          |                                  |  |
|------------------|-------|--|---------------|------------------|------------|------------------|--------|------|-------------|----------|----------------------------------|--|
| Survey Location: |       | 407 W. 5th Street Ct., Flint, MI 48503 |               |                  |            |                  |        |      |             |          |                                  |  |
| Survey Date:     |       | 03/30/11                               |               |                  |            |                  |        |      |             |          |                                  |  |
| Inspectors:      |       | Michael Gravlin                        |               |                  | License #: | P-00313          |        |      | Job #:      | 136068   |                                  |  |
| Sample #         | Floor | Wall / Side                            | Room and #    | Component        | Substrate  | Visual Condition | Color  | Note | Depth Index | Result   | mg/cm <sup>2</sup> +/- Precision |  |
| 9                | First | D                                      | Front Entry 1 | Wall, Upper      | Plaster    | FAIR             | Yellow | 0    | 3.88        | Positive | 1.4 +/- 0.3                      |  |
| 10               | First | A                                      | Front Entry 1 | Wall, Upper      | Plaster    | POOR             | Yellow | 0    | 5.38        | Positive | 2.1 +/- 1                        |  |
| 11               | First | B                                      | Front Entry 1 | Wall, Upper      | Plaster    | POOR             | Yellow | 0    | 5.63        | Positive | 2 +/- 1                          |  |
| 12               | First | C                                      | Front Entry 1 | Wall, Upper      | Plaster    | POOR             | Yellow | 0    | 1.18        | Positive | 1.6 +/- 0.5                      |  |
| 16               | First | A                                      | Front Entry 1 | Door Jamb        | Wood       | POOR             | White  | 0    | 2.92        | Positive | 24.8 +/- 22.7                    |  |
| 36               | First | D                                      | Foyer 2       | Win. Sash, ext.  | Wood       | POOR             | White  | 0    | 2.27        | Positive | 12 +/- 10.5                      |  |
| 37               | First | D                                      | Foyer 2       | Win. Well/Trough | Wood       | POOR             | White  | 0    | 3.88        | Positive | 20.5 +/- 17.4                    |  |
| 38               | First | D                                      | Foyer 2       | Win. Jamb        | Wood       | POOR             | White  | 0    | 4.17        | Positive | 20.4 +/- 17.4                    |  |
| 51               | First | A                                      | Foyer 2       | Clos. Wall       | Plaster    | FAIR             | Blue   | 0    | 1.05        | Positive | 1.4 +/- 0.4                      |  |
| 52               | First | A                                      | Foyer 2       | Clos. Ceiling    | Plaster    | POOR             | Blue   | 0    | 1.06        | Positive | 1.3 +/- 0.3                      |  |
| 79               | First | B                                      | Living Room 3 | Win. Sash, ext.  | Wood       | POOR             | White  | 0    | 2.66        | Positive | 21.5 +/- 18.7                    |  |
| 80               | First | B                                      | Living Room 3 | Win. Well/Trough | Wood       | POOR             | White  | 0    | 6.46        | Positive | 29.9 +/- 25.8                    |  |
| 81               | First | B                                      | Living Room 3 | Win. Jamb        | Wood       | POOR             | White  | 0    | 6.87        | Positive | 27.7 +/- 24.5                    |  |
| 85               | First | Ceiling                                | Living Room 3 | Ceiling          | Plaster    | POOR             | White  | 0    | 8.3         | Positive | 3 +/- 1.9                        |  |
| 89               | First | A                                      | Dining Room 4 | Wall             | Plaster    | POOR             | White  | 0    | 3.83        | Positive | 1.4 +/- 0.3                      |  |
| 91               | First | C                                      | Dining Room 4 | Wall             | Plaster    | FAIR             | White  | 0    | 6.76        | Positive | 1.6 +/- 0.5                      |  |
| 92               | First | C                                      | Dining Room 4 | Wall             | Plaster    | FAIR             | White  | 0    | 5.42        | Positive | 2.2 +/- 1.2                      |  |
| 93               | First | D                                      | Dining Room 4 | Trim             | Wood       | FAIR             | Beige  | 0    | 4.95        | Positive | 5.7 +/- 3.7                      |  |
| 94               | First | D                                      | Dining Room 4 | Chair Rail       | Wood       | FAIR             | White  | 0    | 3.36        | Positive | 7.2 +/- 5.9                      |  |
| 95               | First | D                                      | Dining Room 4 | Ledge            | Wood       | FAIR             | White  | 0    | 3.66        | Positive | 7.5 +/- 6.2                      |  |
| 100              | First | Ceiling                                | Dining Room 4 | Ceiling          | Plaster    | POOR             | White  | 0    | 3.83        | Positive | 1.2 +/- 0.2                      |  |
| 101              | First | A                                      | Dining Room 4 | Crown Molding    | Wood       | FAIR             | White  | 0    | 10          | Positive | 6.2 +/- 3.8                      |  |
| 102              | First | A                                      | Dining Room 4 | Door Casing      | Wood       | POOR             | White  | 0    | 5.55        | Positive | 6.1 +/- 3.8                      |  |
| 103              | First | A                                      | Dining Room 4 | Door Jamb        | Wood       | FAIR             | White  | 0    | 4.81        | Positive | 4.8 +/- 3.4                      |  |
| 104              | First | A                                      | Dining Room 4 | Door Stop        | Wood       | FAIR             | White  | 0    | 8.93        | Positive | 4.9 +/- 3.4                      |  |
| 107              | First | B                                      | Dining Room 4 | Win. Apron       | Wood       | FAIR             | White  | 0    | 3.16        | Positive | 5.4 +/- 3.6                      |  |
| 108              | First | B                                      | Dining Room 4 | Win. Sill/Stool  | Wood       | FAIR             | White  | 0    | 4.84        | Positive | 5.2 +/- 3.5                      |  |
| 109              | First | B                                      | Dining Room 4 | Win. Casing      | Wood       | FAIR             | White  | 0    | 5.64        | Positive | 5.4 +/- 3.6                      |  |
| 110              | First | C                                      | Dining Room 4 | Win. Sash        | Wood       | POOR             | White  | 0    | 4.58        | Positive | 4.4 +/- 3.3                      |  |
| 111              | First | C                                      | Dining Room 4 | Win. Sash, ext.  | Wood       | POOR             | White  | 0    | 3.36        | Positive | 12.3 +/- 10.9                    |  |
| 112              | First | C                                      | Dining Room 4 | Win. Well/Trough | Wood       | POOR             | White  | 0    | 5.34        | Positive | 26.7 +/- 25.4                    |  |
| 113              | First | C                                      | Dining Room 4 | Win. Jamb        | Wood       | POOR             | White  | 0    | 4.63        | Positive | 24.4 +/- 22.7                    |  |
| 114              | First | C                                      | Dining Room 4 | Win. Pane        | Metal      | FAIR             | Silver | 0    | 1.71        | Positive | 43.5 +/- 41.9                    |  |
| 115              | First | D                                      | Dining Room 4 | Door Jamb        | Wood       | POOR             | Yellow | 0    | 10          | Positive | 4.4 +/- 3.2                      |  |
| 131              | First | D                                      | Kitchen 5     | Win. Sill/Stool  | Wood       | POOR             | Yellow | 0    | 9.79        | Positive | 9.8 +/- 8.5                      |  |
| 133              | First | D                                      | Kitchen 5     | Win. Stop        | Wood       | FAIR             | Yellow | 0    | 5.16        | Positive | 3.7 +/- 2.5                      |  |
| 134              | First | D                                      | Kitchen 5     | Win. Sash        | Wood       | FAIR             | Yellow | 0    | 3.37        | Positive | 2.2 +/- 0.9                      |  |
| 153              | First | C                                      | Bathroom 6    | Wall             | Plaster    | FAIR             | Blue   | 0    | 10          | Positive | 1.9 +/- 0.8                      |  |
| 154              | First | D                                      | Bathroom 6    | Wall             | Plaster    | FAIR             | Blue   | 0    | 10          | Positive | 3.1 +/- 2.1                      |  |
| 155              | First | Ceiling                                | Bathroom 6    | Ceiling          | Plaster    | FAIR             | Blue   | 0    | 10          | Positive | 2.6 +/- 1.1                      |  |
| 156              | First | C                                      | Bathroom 6    | Win. Sill/Stool  | Wood       | FAIR             | White  | 0    | 4.32        | Positive | 2 +/- 0.9                        |  |
| 157              | First | C                                      | Bathroom 6    | Win. Casing      | Wood       | FAIR             | White  | 0    | 7.13        | Positive | 2 +/- 0.9                        |  |
| 159              | First | C                                      | Bathroom 6    | Win. Sash        | Wood       | FAIR             | White  | 0    | 1.13        | Positive | 1.5 +/- 0.5                      |  |
| 163              | First | D                                      | Bathroom 6    | Door Stop        | Wood       | FAIR             | White  | 0    | 5.43        | Positive | 1.5 +/- 0.5                      |  |
| 166              | First | B                                      | Rear Entry 7  | Wall             | Wood       | POOR             | White  | 0    | 3.9         | Positive | 5.8 +/- 4.6                      |  |
| 167              | First | C                                      | Rear Entry 7  | Wall             | Wood       | POOR             | White  | 0    | 2.69        | Positive | 2.7 +/- 1.7                      |  |
| 168              | First | D                                      | Rear Entry 7  | Wall             | Wood       | POOR             | White  | 0    | 3.41        | Positive | 4.1 +/- 3                        |  |

**ETC - ENVIRONMENTAL SERVICES WILCO ENVIRONMENTAL**

**APPENDIX B**

**Lead Paint ONLY Samples - Ordered by Room**

**Please note: Post 1978 Construction, factory finished and unpainted items were not sampled**

| Client           |        | Genesee County Land Bank               |              |                  |            |                  |        |      |             |          |                                  |  |
|------------------|--------|--|--------------|------------------|------------|------------------|--------|------|-------------|----------|----------------------------------|--|
| Survey Location: |        | 407 W. 5th Street Ct., Flint, MI 48503 |              |                  |            |                  |        |      |             |          |                                  |  |
| Survey Date:     |        | 03/30/11                               |              |                  |            |                  |        |      |             |          |                                  |  |
| Inspectors:      |        | Michael Gravlin                        |              |                  | License #: | P-00313          |        |      | Job #:      | 136068   |                                  |  |
| Sample #         | Floor  | Wall / Side                            | Room and #   | Component        | Substrate  | Visual Condition | Color  | Note | Depth Index | Result   | mg/cm <sup>2</sup> +/- Precision |  |
| 169              | First  | Ceiling                                | Rear Entry 7 | Ceiling          | Wood       | POOR             | White  | 0    | 2.3         | Positive | 3.1 +/- 2                        |  |
| 170              | First  | D                                      | Rear Entry 7 | Win. Casing      | Wood       | POOR             | White  | 0    | 3.41        | Positive | 3.3 +/- 2.2                      |  |
| 171              | First  | D                                      | Rear Entry 7 | Win. Sash        | Wood       | POOR             | White  | 0    | 2.54        | Positive | 3.5 +/- 2.4                      |  |
| 172              | First  | D                                      | Rear Entry 7 | Win. Sash, ext.  | Wood       | POOR             | White  | 0    | 3.16        | Positive | 14.8 +/- 13.6                    |  |
| 173              | First  | D                                      | Rear Entry 7 | Win. Jamb        | Wood       | POOR             | White  | 0    | 4.83        | Positive | 23.1 +/- 18.9                    |  |
| 174              | First  | D                                      | Rear Entry 7 | Win. Well/Trough | Wood       | POOR             | White  | 0    | 3.29        | Positive | 21.2 +/- 18.7                    |  |
| 175              | First  | C                                      | Rear Entry 7 | Clos. Casing     | Wood       | FAIR             | White  | 0    | 2.13        | Positive | 1.5 +/- 0.5                      |  |
| 176              | First  | C                                      | Rear Entry 7 | Clos. Door       | Wood       | POOR             | White  | 0    | 2.68        | Positive | 3.4 +/- 2.4                      |  |
| 178              | First  | B                                      | Rear Entry 7 | Door Casing      | Wood       | POOR             | White  | 0    | 2.65        | Positive | 2.6 +/- 1.5                      |  |
| 179              | First  | B                                      | Rear Entry 7 | Door Jamb        | Wood       | POOR             | White  | 0    | 3.76        | Positive | 23.4 +/- 21.9                    |  |
| 180              | First  | B                                      | Rear Entry 7 | Entry Door       | Wood       | POOR             | White  | 0    | 2.77        | Positive | 2 +/- 0.9                        |  |
| 181              | First  | B                                      | Rear Entry 7 | Door Threshold   | Wood       | POOR             | Red    | 0    | 3.38        | Positive | 20.9 +/- 17.3                    |  |
| 185              | First  | Ceiling                                | Stair up 8   | Ceiling          | Plaster    | POOR             | Yellow | 0    | 9.34        | Positive | 2.7 +/- 1.1                      |  |
| 193              | First  | D                                      | Stair up 8   | Win. Sash, ext.  | Wood       | POOR             | White  | 0    | 6.73        | Positive | 11 +/- 9.1                       |  |
| 194              | First  | D                                      | Stair up 8   | Win. Jamb        | Wood       | POOR             | White  | 0    | 10          | Positive | 24.6 +/- 22.7                    |  |
| 195              | First  | D                                      | Stair up 8   | Win. Well/Trough | Wood       | POOR             | White  | 0    | 5.27        | Positive | 26.8 +/- 2.4                     |  |
| 215              | Second | A                                      | Hallway 9    | Clos. Stop       | Wood       | FAIR             | White  | 0    | 5.14        | Positive | 2.6 +/- 1.5                      |  |
| 216              | Second | A                                      | Hallway 9    | Clos. Jamb       | Wood       | FAIR             | White  | 0    | 10          | Positive | 3.5 +/- 2.5                      |  |
| 217              | Second | A                                      | Hallway 9    | Clos. Casing     | Wood       | FAIR             | Beige  | 0    | 1.56        | Positive | 2.5 +/- 1.3                      |  |
| 218              | Second | A                                      | Hallway 9    | Cabinet Out      | Wood       | POOR             | Beige  | 0    | 2.84        | Positive | 5.4 +/- 4.2                      |  |
| 219              | Second | A                                      | Hallway 9    | Drawer           | Wood       | POOR             | Beige  | 0    | 7.04        | Positive | 3.7 +/- 2.5                      |  |
| 220              | Second | A                                      | Hallway 9    | Clos. Shelf      | Wood       | FAIR             | Beige  | 0    | 6.4         | Positive | 4 +/- 2.4                        |  |
| 221              | Second | A                                      | Hallway 9    | Shelf Bracket    | Wood       | FAIR             | Beige  | 0    | 7.94        | Positive | 4.6 +/- 2.9                      |  |
| 230              | Second | D                                      | Bedroom 10   | Baseboard        | Wood       | POOR             | Beige  | 0    | 5.02        | Positive | 5.8 +/- 3.6                      |  |
| 231              | Second | D                                      | Bedroom 10   | Win. Apron       | Wood       | FAIR             | Beige  | 0    | 8.49        | Positive | 6.9 +/- 5.5                      |  |
| 232              | Second | D                                      | Bedroom 10   | Win. Sill/Stool  | Wood       | FAIR             | Beige  | 0    | 5.19        | Positive | 4.4 +/- 3.4                      |  |
| 233              | Second | D                                      | Bedroom 10   | Win. Casing      | Wood       | POOR             | Beige  | 0    | 4.66        | Positive | 4.3 +/- 3.1                      |  |
| 234              | Second | D                                      | Bedroom 10   | Win. Stop        | Wood       | POOR             | Beige  | 0    | 2.38        | Positive | 3.8 +/- 2.7                      |  |
| 235              | Second | D                                      | Bedroom 10   | Win. Sash        | Wood       | POOR             | Beige  | 0    | 3.51        | Positive | 3.8 +/- 2.7                      |  |
| 236              | Second | D                                      | Bedroom 10   | Win. Sash, ext.  | Wood       | POOR             | White  | 0    | 3.02        | Positive | 21.1 +/- 17.9                    |  |
| 237              | Second | D                                      | Bedroom 10   | Win. Well/Trough | Wood       | POOR             | White  | 0    | 4           | Positive | 22.8 +/- 21.6                    |  |
| 238              | Second | D                                      | Bedroom 10   | Win. Jamb        | Wood       | POOR             | White  | 0    | 3.81        | Positive | 23 +/- 19.5                      |  |
| 240              | Second | B                                      | Bedroom 10   | Clos. Casing     | Wood       | POOR             | Beige  | 0    | 1.74        | Positive | 4.8 +/- 3.3                      |  |
| 241              | Second | B                                      | Bedroom 10   | Clos. Jamb       | Wood       | POOR             | Beige  | 0    | 10          | Positive | 4.6 +/- 3.2                      |  |
| 242              | Second | B                                      | Bedroom 10   | Clos. Stop       | Wood       | POOR             | Beige  | 0    | 10          | Positive | 4.5 +/- 3                        |  |
| 244              | Second | B                                      | Bedroom 10   | Clos. Baseboard  | Wood       | POOR             | Beige  | 0    | 3.58        | Positive | 3.3 +/- 2.3                      |  |
| 248              | Second | C                                      | Bedroom 10   | Door Casing      | Wood       | POOR             | Beige  | 0    | 1.54        | Positive | 5.4 +/- 3.4                      |  |
| 249              | Second | C                                      | Bedroom 10   | Door Jamb        | Wood       | POOR             | Beige  | 0    | 3.15        | Positive | 3.8 +/- 2.7                      |  |
| 261              | Second | D                                      | Bedroom 11   | Baseboard        | Wood       | FAIR             | White  | 0    | 7.31        | Positive | 4.2 +/- 3.1                      |  |
| 262              | Second | D                                      | Bedroom 11   | Clos. Casing     | Wood       | POOR             | White  | 0    | 10          | Positive | 4.9 +/- 3.4                      |  |
| 263              | Second | D                                      | Bedroom 11   | Clos. Jamb       | Wood       | POOR             | Beige  | 0    | 10          | Positive | 5.3 +/- 3.4                      |  |
| 264              | Second | D                                      | Bedroom 11   | Clos. Stop       | Wood       | FAIR             | Beige  | 0    | 10          | Positive | 4.1 +/- 3                        |  |
| 266              | Second | D                                      | Bedroom 11   | Clos. Casing     | Wood       | POOR             | Beige  | 0    | 10          | Positive | 4.4 +/- 3.3                      |  |
| 267              | Second | D                                      | Bedroom 11   | Coat Rack        | Wood       | FAIR             | Beige  | 0    | 2.83        | Positive | 7.3 +/- 6.3                      |  |
| 268              | Second | D                                      | Bedroom 11   | Baseboard        | Wood       | FAIR             | Beige  | 0    | 10          | Positive | 4.6 +/- 3.2                      |  |
| 269              | Second | D                                      | Bedroom 11   | Win. Apron       | Wood       | POOR             | Beige  | 0    | 6.36        | Positive | 5.2 +/- 3.5                      |  |
| 270              | Second | D                                      | Bedroom 11   | Win. Sill/Stool  | Wood       | POOR             | Beige  | 0    | 3.13        | Positive | 5.4 +/- 3.4                      |  |

**ETC - ENVIRONMENTAL SERVICES WILCO ENVIRONMENTAL**

**APPENDIX B**

**Lead Paint ONLY Samples - Ordered by Room**

*Please note: Post 1978 Construction, factory finished and unpainted items were not sampled*

| Client           |        | Genesee County Land Bank               |             |                  |            |                  |        |      |             |          |                                  |  |
|------------------|--------|--|-------------|------------------|------------|------------------|--------|------|-------------|----------|----------------------------------|--|
| Survey Location: |        | 407 W. 5th Street Ct., Flint, MI 48503 |             |                  |            |                  |        |      |             |          |                                  |  |
| Survey Date:     |        | 03/30/11                               |             |                  |            |                  |        |      |             |          |                                  |  |
| Inspectors:      |        | Michael Gravlin                        |             |                  | License #: | P-00313          |        |      | Job #:      | 136068   |                                  |  |
| Sample #         | Floor  | Wall / Side                            | Room and #  | Component        | Substrate  | Visual Condition | Color  | Note | Depth Index | Result   | mg/cm <sup>2</sup> +/- Precision |  |
| 271              | Second | D                                      | Bedroom 11  | Win. Casing      | Wood       | FAIR             | Beige  | 0    | 10          | Positive | 6.2 +/- 5.1                      |  |
| 272              | Second | D                                      | Bedroom 11  | Win. Stop        | Wood       | FAIR             | Beige  | 0    | 10          | Positive | 4.9 +/- 3.4                      |  |
| 273              | Second | D                                      | Bedroom 11  | Win. Sash        | Wood       | FAIR             | Beige  | 0    | 10          | Positive | 4.6 +/- 3.2                      |  |
| 277              | Second | A                                      | Bedroom 11  | Win. Apron       | Wood       | FAIR             | White  | 0    | 5.84        | Positive | 4 +/- 2.3                        |  |
| 278              | Second | A                                      | Bedroom 11  | Win. Sill/Stool  | Wood       | FAIR             | White  | 0    | 2.99        | Positive | 5.3 +/- 3.4                      |  |
| 279              | Second | A                                      | Bedroom 11  | Win. Casing      | Wood       | FAIR             | White  | 0    | 10          | Positive | 4.9 +/- 3.4                      |  |
| 280              | Second | A                                      | Bedroom 11  | Win. Stop        | Wood       | FAIR             | White  | 0    | 10          | Positive | 4.8 +/- 3.3                      |  |
| 281              | Second | A                                      | Bedroom 11  | Win. Sash        | Wood       | POOR             | White  | 0    | 7.06        | Positive | 5.2 +/- 3.1                      |  |
| 282              | Second | A                                      | Bedroom 11  | Win. Sash, ext.  | Wood       | POOR             | White  | 0    | 7.42        | Positive | 7.1 +/- 5.9                      |  |
| 283              | Second | A                                      | Bedroom 11  | Win. Well/Trough | Wood       | POOR             | White  | 0    | 5.9         | Positive | 39.4 +/- 31.6                    |  |
| 284              | Second | A                                      | Bedroom 11  | Win. Jamb        | Wood       | POOR             | White  | 0    | 4.98        | Positive | 32.9 +/- 27.3                    |  |
| 286              | Second | C                                      | Bedroom 11  | Door Casing      | Wood       | POOR             | White  | 0    | 9.31        | Positive | 5.2 +/- 3.4                      |  |
| 287              | Second | C                                      | Bedroom 11  | Door Jamb        | Wood       | POOR             | White  | 0    | 10          | Positive | 3.3 +/- 2.3                      |  |
| 302              | Second | D                                      | Bedroom 12  | Baseboard        | Wood       | POOR             | White  | 0    | 2.75        | Positive | 4.3 +/- 3.3                      |  |
| 303              | Second | C                                      | Bedroom 12  | Win. Apron       | Wood       | FAIR             | White  | 0    | 10          | Positive | 5.3 +/- 3.4                      |  |
| 304              | Second | C                                      | Bedroom 12  | Win. Sill/Stool  | Wood       | FAIR             | White  | 0    | 10          | Positive | 5.3 +/- 3.4                      |  |
| 305              | Second | C                                      | Bedroom 12  | Win. Casing      | Wood       | FAIR             | White  | 0    | 10          | Positive | 4 +/- 2.9                        |  |
| 306              | Second | C                                      | Bedroom 12  | Win. Stop        | Wood       | FAIR             | White  | 0    | 10          | Positive | 4.4 +/- 3                        |  |
| 307              | Second | C                                      | Bedroom 12  | Win. Sash        | Wood       | POOR             | White  | 0    | 10          | Positive | 4.3 +/- 2.9                      |  |
| 308              | Second | C                                      | Bedroom 12  | Win. Sash, ext.  | Wood       | POOR             | White  | 0    | 3.34        | Positive | 16.4 +/- 14.5                    |  |
| 309              | Second | C                                      | Bedroom 12  | Win. Well/Trough | Wood       | POOR             | White  | 0    | 2.15        | Positive | 6.1 +/- 4.6                      |  |
| 310              | Second | C                                      | Bedroom 12  | Win. Jamb        | Wood       | POOR             | White  | 0    | 3.28        | Positive | 25.4 +/- 23.6                    |  |
| 312              | Second | A                                      | Bedroom 12  | Clos. Casing     | Wood       | POOR             | White  | 0    | 5.33        | Positive | 4.2 +/- 3                        |  |
| 313              | Second | A                                      | Bedroom 12  | Clos. Jamb       | Wood       | POOR             | White  | 0    | 10          | Positive | 3.3 +/- 2.2                      |  |
| 314              | Second | A                                      | Bedroom 12  | Clos. Stop       | Wood       | FAIR             | White  | 0    | 10          | Positive | 3.9 +/- 2.8                      |  |
| 315              | Second | A                                      | Bedroom 12  | Clos. Casing     | Wood       | FAIR             | Beige  | 0    | 10          | Positive | 3.3 +/- 2.2                      |  |
| 316              | Second | A                                      | Bedroom 12  | Clos. Shelf      | Wood       | FAIR             | Beige  | 0    | 10          | Positive | 5.2 +/- 3.4                      |  |
| 317              | Second | A                                      | Bedroom 12  | Shelf Bracket    | Wood       | FAIR             | Beige  | 0    | 7.19        | Positive | 6 +/- 4.9                        |  |
| 318              | Second | A                                      | Bedroom 12  | Clos. Wall       | Wood       | FAIR             | Beige  | 0    | 10          | Positive | 3.5 +/- 2.5                      |  |
| 319              | Second | A                                      | Bedroom 12  | Coat Rack        | Wood       | FAIR             | Beige  | 0    | 10          | Positive | 5.4 +/- 3.2                      |  |
| 322              | Second | D                                      | Bedroom 12  | Door Casing      | Wood       | POOR             | White  | 0    | 10          | Positive | 5.3 +/- 3.6                      |  |
| 323              | Second | D                                      | Bedroom 12  | Door Jamb        | Wood       | POOR             | White  | 0    | 10          | Positive | 3.2 +/- 2.2                      |  |
| 329              | Second | A                                      | Bathroom 13 | Wall             | Wood       | FAIR             | White  | 0    | 10          | Positive | 1.2 +/- 0.4                      |  |
| 331              | Second | C                                      | Bathroom 13 | Wall             | Wood       | FAIR             | White  | 0    | 10          | Positive | 1.2 +/- 0.3                      |  |
| 334              | Second | C                                      | Bathroom 13 | Win. Sill/Stool  | Wood       | FAIR             | Yellow | 0    | 2.01        | Positive | 2.4 +/- 0.9                      |  |
| 335              | Second | C                                      | Bathroom 13 | Win. Casing      | Wood       | POOR             | Yellow | 0    | 1.99        | Positive | 4.3 +/- 3.1                      |  |
| 336              | Second | C                                      | Bathroom 13 | Win. Stop        | Wood       | POOR             | White  | 0    | 2.64        | Positive | 3.1 +/- 2                        |  |
| 337              | Second | C                                      | Bathroom 13 | Win. Sash        | Wood       | FAIR             | White  | 0    | 3.9         | Positive | 3.5 +/- 2.3                      |  |
| 338              | Second | C                                      | Bathroom 13 | Win. Sash, ext.  | Wood       | POOR             | White  | 0    | 4.08        | Positive | 13.8 +/- 11.8                    |  |
| 339              | Second | C                                      | Bathroom 13 | Win. Well/Trough | Wood       | POOR             | White  | 0    | 3.62        | Positive | 29.7 +/- 26.7                    |  |
| 340              | Second | C                                      | Bathroom 13 | Win. Jamb        | Wood       | POOR             | White  | 0    | 3.25        | Positive | 27 +/- 24.3                      |  |
| 341              | Second | D                                      | Bathroom 13 | Chair Rail       | Wood       | FAIR             | Yellow | 0    | 6.26        | Positive | 4.8 +/- 3.3                      |  |
| 342              | Second | A                                      | Bathroom 13 | Door Casing      | Wood       | POOR             | White  | 0    | 1.9         | Positive | 4.6 +/- 3.4                      |  |
| 343              | Second | A                                      | Bathroom 13 | Door Jamb        | Wood       | POOR             | White  | 0    | 6.18        | Positive | 3.2 +/- 2.2                      |  |
| 356              | Second | C                                      | Bedroom 14  | Baseboard        | Wood       | POOR             | White  | 0    | 10          | Positive | 4.8 +/- 3.4                      |  |
| 357              | Second | C                                      | Bedroom 14  | Win. Apron       | Wood       | FAIR             | White  | 0    | 9.08        | Positive | 6.6 +/- 5.4                      |  |
| 358              | Second | C                                      | Bedroom 14  | Win. Sill/Stool  | Wood       | FAIR             | White  | 0    | 10          | Positive | 6 +/- 3.6                        |  |

**ETC - ENVIRONMENTAL SERVICES WILCO ENVIRONMENTAL**

**APPENDIX B**

**Lead Paint ONLY Samples - Ordered by Room**

*Please note: Post 1978 Construction, factory finished and unpainted items were not sampled*

| Client           |          | Genesee County Land Bank               |                   |                          |            |                  |        |      |             |          |                                  |  |
|------------------|----------|--|-------------------|--------------------------|------------|------------------|--------|------|-------------|----------|----------------------------------|--|
| Survey Location: |          | 407 W. 5th Street Ct., Flint, MI 48503 |                   |                          |            |                  |        |      |             |          |                                  |  |
| Survey Date:     |          | 03/30/11                               |                   |                          |            |                  |        |      |             |          |                                  |  |
| Inspectors:      |          | Michael Gravlin                        |                   |                          | License #: | P-00313          |        |      | Job #:      | 136068   |                                  |  |
| Sample #         | Floor    | Wall / Side                            | Room and #        | Component                | Substrate  | Visual Condition | Color  | Note | Depth Index | Result   | mg/cm <sup>2</sup> +/- Precision |  |
| 359              | Second   | C                                      | Bedroom 14        | Win. Casing              | Wood       | POOR             | White  | 0    | 7.8         | Positive | 4.3 +/- 3.2                      |  |
| 360              | Second   | C                                      | Bedroom 14        | Win. Stop                | Wood       | POOR             | White  | 0    | 10          | Positive | 3.3 +/- 2.2                      |  |
| 361              | Second   | C                                      | Bedroom 14        | Win. Sash                | Wood       | POOR             | White  | 0    | 5.58        | Positive | 3.9 +/- 2.8                      |  |
| 362              | Second   | C                                      | Bedroom 14        | Win. Sash, ext.          | Wood       | POOR             | White  | 0    | 3.77        | Positive | 6.1 +/- 5.1                      |  |
| 363              | Second   | C                                      | Bedroom 14        | Win. Well/Trough         | Wood       | POOR             | White  | 0    | 3.58        | Positive | 22.8 +/- 21.1                    |  |
| 364              | Second   | C                                      | Bedroom 14        | Win. Jamb                | Wood       | POOR             | White  | 0    | 2.32        | Positive | 15.2 +/- 12.5                    |  |
| 381              | Second   | B                                      | Bedroom 14        | Door Casing              | Wood       | POOR             | White  | 0    | 7.66        | Positive | 4.8 +/- 3.5                      |  |
| 382              | Second   | B                                      | Bedroom 14        | Door Jamb                | Wood       | POOR             | White  | 0    | 5.34        | Positive | 4.8 +/- 3.3                      |  |
| 396              | Third    | B                                      | Attic Stair 15    | Baseboard                | Wood       | FAIR             | Beige  | 0    | 7.12        | Positive | 6.8 +/- 5.5                      |  |
| 407              | Third    | D                                      | Family Room 16    | Win. Casing              | Wood       | POOR             | White  | 0    | 2.35        | Positive | 2.8 +/- 1.7                      |  |
| 410              | Third    | D                                      | Family Room 16    | Win. Sash, ext.          | Wood       | POOR             | White  | 0    | 9.2         | Positive | 17 +/- 15.5                      |  |
| 411              | Third    | D                                      | Family Room 16    | Win. Jamb                | Wood       | POOR             | White  | 0    | 3.25        | Positive | 19 +/- 16.5                      |  |
| 412              | Third    | A                                      | Family Room 16    | Clos. Casing             | Wood       | FAIR             | White  | 0    | 2.4         | Positive | 2.1 +/- 0.9                      |  |
| 413              | Third    | A                                      | Family Room 16    | Clos. Jamb               | Wood       | FAIR             | White  | 0    | 2.27        | Positive | 1.8 +/- 0.8                      |  |
| 421              | Third    | A                                      | Family Room 16    | Archway cas.             | Wood       | FAIR             | White  | 0    | 6.35        | Positive | 2.5 +/- 1.5                      |  |
| 428              | Third    | C                                      | Family Room 16    | Attic Cover cas.         | Wood       | FAIR             | White  | 0    | 4.06        | Positive | 2.9 +/- 1.5                      |  |
| 435              | Third    | C                                      | Family Room 16    | Baseboard                | Wood       | FAIR             | White  | 0    | 5.1         | Positive | 3.4 +/- 1.9                      |  |
| 440              | First    | B                                      | Basement Stair 17 | Door Casing              | Wood       | POOR             | Yellow | 0    | 2.06        | Positive | 1.9 +/- 0.8                      |  |
| 441              | First    | B                                      | Basement Stair 17 | Door Jamb                | Wood       | POOR             | Yellow | 0    | 1.06        | Positive | 1.4 +/- 0.4                      |  |
| 442              | First    | B                                      | Basement Stair 17 | Door Stop                | Wood       | FAIR             | Yellow | 0    | 1           | Positive | 1.3 +/- 0.3                      |  |
| 443              | First    | B                                      | Basement Stair 17 | Door                     | Wood       | POOR             | Yellow | 0    | 1.99        | Positive | 3.4 +/- 2.4                      |  |
| 449              | Basement | D                                      | Basement Stair 17 | Win. Sash                | Wood       | POOR             | White  | 0    | 1.79        | Positive | 3.3 +/- 2.2                      |  |
| 464              | Basement | B                                      | Basement 18       | Win. Sash                | Wood       | POOR             | Blue   | 0    | 2.15        | Positive | 3.2 +/- 2.2                      |  |
| 466              | Basement | C                                      | Basement 18       | Door                     | Wood       | POOR             | Red    | 0    | 1.83        | Positive | 3.8 +/- 2.5                      |  |
| 468              | Basement | C                                      | Basement 18       | Door Casing              | Wood       | POOR             | Red    | 0    | 2.12        | Positive | 4.3 +/- 3.3                      |  |
| 471              | Basement | D                                      | Basement 19       | Win. Sash                | Wood       | POOR             | White  | 0    | 1.37        | Positive | 2.9 +/- 1.7                      |  |
| 472              | Basement | A                                      | Basement 19       | Cabinet Door             | Wood       | POOR             | White  | 0    | 1.38        | Positive | 2.6 +/- 1.5                      |  |
| 473              | Basement | A                                      | Basement 19       | Cabinet Casing           | Wood       | POOR             | White  | 0    | 1.57        | Positive | 3.3 +/- 2.2                      |  |
| 475              | Basement | B                                      | Basement 19       | Door                     | Wood       | POOR             | Red    | 0    | 1.5         | Positive | 2.3 +/- 1.3                      |  |
| 476              | Basement | B                                      | Basement 19       | Door Casing              | Wood       | POOR             | Red    | 0    | 1.9         | Positive | 2.9 +/- 1.9                      |  |
| 486              | Basement | C                                      | Basement Entry 20 | Entry Door               | Wood       | POOR             | White  | 0    | 4.64        | Positive | 25.7 +/- 24                      |  |
| 487              | Basement | C                                      | Basement Entry 20 | Door Jamb                | Wood       | POOR             | White  | 0    | 6.49        | Positive | 22.6 +/- 18.6                    |  |
| 488              | Exterior | A                                      | Ext. House 11     | Ext. Frieze Boards       | Wood       | POOR             | White  | 0    | 7.51        | Positive | 15.8 +/- 14.4                    |  |
| 489              | Exterior | A                                      | Ext. House 11     | Ext. Soffit              | Wood       | POOR             | White  | 0    | 5.5         | Positive | 22.5 +/- 21.4                    |  |
| 490              | Exterior | A                                      | Ext. House 11     | Crown Molding            | Wood       | POOR             | White  | 0    | 5.11        | Positive | 25.6 +/- 23.7                    |  |
| 491              | Exterior | A                                      | Ext. House 11     | Ext. Fascia              | Wood       | POOR             | White  | 0    | 7.4         | Positive | 22.5 +/- 18.5                    |  |
| 493              | Exterior | A                                      | Ext. House 21     | Porch Beam               | Wood       | POOR             | Grey   | 0    | 7.54        | Positive | 23.1 +/- 21.6                    |  |
| 494              | Exterior | A                                      | Ext. House 21     | Porch Column             | Wood       | POOR             | White  | 0    | 10          | Positive | 26 +/- 24.3                      |  |
| 495              | Exterior | A                                      | Ext. House 21     | Win. Sill/Stool          | Wood       | POOR             | White  | 0    | 7.9         | Positive | 23.8 +/- 22.2                    |  |
| 496              | Exterior | A                                      | Ext. House 21     | Win. Casing              | Wood       | POOR             | White  | 0    | 10          | Positive | 20.1 +/- 17.5                    |  |
| 499              | Exterior | D                                      | Ext. House 21     | Wall (jut out)           | Wood       | POOR             | White  | 0    | 7.55        | Positive | 32.1 +/- 27                      |  |
| 500              | Exterior | D                                      | Ext. House 21     | Support Column (jut out) | Wood       | POOR             | White  | 0    | 7.93        | Positive | 32.2 +/- 27.5                    |  |
| 501              | Exterior | A                                      | Ext. House 21     | Lintel                   | Metal      | POOR             | White  | 0    | 10          | Positive | 26.1 +/- 23.5                    |  |
| 502              | Exterior | C                                      | Ext. House 21     | Porch Ceiling            | Wood       | POOR             | Red    | 0    | 10          | Positive | 29.8 +/- 27.3                    |  |
| 503              | Exterior | C                                      | Ext. House 21     | Crown Molding            | Wood       | POOR             | Red    | 0    | 10          | Positive | 33 +/- 27.9                      |  |
| 504              | Exterior | C                                      | Ext. House 21     | Porch Beam               | Wood       | POOR             | Red    | 0    | 10          | Positive | 31.6 +/- 27.5                    |  |
| 505              | Exterior | C                                      | Ext. House 21     | Porch Column             | Wood       | POOR             | Red    | 0    | 10          | Positive | 29.1 +/- 25.9                    |  |

**ETC - ENVIRONMENTAL SERVICES WILCO ENVIRONMENTAL**

**APPENDIX B**

**Lead Paint ONLY Samples - Ordered by Room**

**Please note: Post 1978 Construction, factory finished and unpainted items were not sampled**

| Client           |          | Genesee County Land Bank               |                |                   |            |                  |       |      |             |          |                                  |  |
|------------------|----------|--|----------------|-------------------|------------|------------------|-------|------|-------------|----------|----------------------------------|--|
| Survey Location: |          | 407 W. 5th Street Ct., Flint, MI 48503 |                |                   |            |                  |       |      |             |          |                                  |  |
| Survey Date:     |          | 03/30/11                               |                |                   |            |                  |       |      |             |          |                                  |  |
| Inspectors:      |          | Michael Gravlín                        |                |                   | License #: | P-00313          |       |      | Job #:      | 136068   |                                  |  |
| Sample #         | Floor    | Wall / Side                            | Room and #     | Component         | Substrate  | Visual Condition | Color | Note | Depth Index | Result   | mg/cm <sup>2</sup> +/- Precision |  |
| 506              | Exterior | B                                      | Ext. House 21  | Wall (entry)      | Wood       | POOR             | White | 0    | 9.04        | Positive | 25.2 +/- 24                      |  |
| 507              | Exterior | B                                      | Ext. House 21  | Ext. Corner Board | Wood       | POOR             | White | 0    | 8.09        | Positive | 27.9 +/- 24.4                    |  |
| 508              | Exterior | B                                      | Ext. House 21  | Ext. Frieze Board | Wood       | POOR             | White | 0    | 10          | Positive | 25.4 +/- 23.5                    |  |
| 509              | Exterior | B                                      | Ext. House 21  | Crown Molding     | Wood       | POOR             | White | 0    | 4.88        | Positive | 26.6 +/- 24.8                    |  |
| 510              | Exterior | B                                      | Ext. House 21  | Ext. Soffit       | Wood       | POOR             | White | 0    | 4.62        | Positive | 27.4 +/- 24.8                    |  |
| 511              | Exterior | B                                      | Ext. House 21  | Ext. Fascia       | Wood       | POOR             | White | 0    | 7.41        | Positive | 23.5 +/- 22                      |  |
| 512              | Exterior | C                                      | Ext. House 21  | Wall (entry)      | Wood       | POOR             | White | 0    | 10          | Positive | 28.4 +/- 26.1                    |  |
| 513              | Exterior | C                                      | Ext. House 21  | Door Casing       | Wood       | POOR             | White | 0    | 4.74        | Positive | 27.3 +/- 25.9                    |  |
| 514              | Exterior | D                                      | Ext. House 21  | Wall (entry)      | Wood       | POOR             | White | 0    | 7.48        | Positive | 29.2 +/- 25.8                    |  |
| 516              | Exterior | A                                      | Ext. Garage 22 | Ext. Soffit       | Wood       | POOR             | White | 0    | 2.78        | Positive | 30.8 +/- 26.7                    |  |
| 517              | Exterior | A                                      | Ext. Garage 22 | Crown Molding     | Wood       | POOR             | White | 0    | 3.42        | Positive | 29.9 +/- 26.7                    |  |
| 518              | Exterior | A                                      | Ext. Garage 22 | Ext. Fascia       | Wood       | POOR             | White | 0    | 3.23        | Positive | 30.3 +/- 26.5                    |  |
| 519              | Exterior | A                                      | Ext. Garage 22 | Door Casing       | Wood       | POOR             | White | 0    | 1.58        | Positive | 5.6 +/- 4.1                      |  |
| 520              | Exterior | A                                      | Ext. Garage 22 | Door Jamb         | Wood       | POOR             | White | 0    | 3.21        | Positive | 21.7 +/- 17.7                    |  |
| 521              | Exterior | A                                      | Ext. Garage 22 | Door Header       | Wood       | POOR             | White | 0    | 6.33        | Positive | 18.4 +/- 15.8                    |  |
| 522              | Exterior | D                                      | Ext. Garage 22 | Door Casing       | Wood       | POOR             | White | 0    | 1.87        | Positive | 6.9 +/- 5.6                      |  |
| 523              | Exterior | D                                      | Ext. Garage 22 | Door Jamb         | Wood       | POOR             | White | 0    | 2.36        | Positive | 16.5 +/- 15.3                    |  |
| 524              | Exterior | D                                      | Ext. Garage 22 | Entry Door        | Wood       | POOR             | White | 0    | 2.72        | Positive | 10.1 +/- 8.5                     |  |
| 525              | Exterior | D                                      | Ext. Garage 22 | Win. Casing       | Wood       | POOR             | White | 0    | 2.07        | Positive | 16.7 +/- 14.9                    |  |
| 526              | Exterior | D                                      | Ext. Garage 22 | Win. Jamb         | Wood       | POOR             | White | 0    | 1.93        | Positive | 8.3 +/- 6.9                      |  |
| 527              | Exterior | D                                      | Ext. Garage 22 | Win. Sash, ext.   | Wood       | POOR             | White | 0    | 1.58        | Positive | 4.9 +/- 3.6                      |  |
| 529              | Exterior | D                                      | Int. Garage 23 | Win. Sash         | Wood       | POOR             | Green | 0    | 1.2         | Positive | 3.1 +/- 1.9                      |  |
| 530              | Exterior | D                                      | Int. Garage 23 | Win. Sill/Stool   | Wood       | POOR             | Green | 0    | 1.47        | Positive | 4.8 +/- 3.4                      |  |
| 531              | Exterior | D                                      | Int. Garage 23 | Win. Casing       | Wood       | POOR             | Green | 0    | 1.99        | Positive | 8.4 +/- 7.2                      |  |
| 532              | Exterior | D                                      | Int. Garage 23 | Entry Door        | Wood       | POOR             | Green | 0    | 1.3         | Positive | 3.8 +/- 2.7                      |  |
| 537              | First    | All                                    | Bedroom 5      | Win. Sash, ext.   | Wood       | POOR             | White | 0    |             | Positive | +/-                              |  |
| 538              | First    | All                                    | Bedroom 5      | Win. Well/Trough  | Wood       | POOR             | White | 0    |             | Positive | +/-                              |  |
| 539              | First    | All                                    | Bedroom 5      | Win. Jamb         | Wood       | POOR             | White | 0    |             | Positive | +/-                              |  |
| 540              | First    | C                                      | Bedroom 6      | Win. Sash, ext.   | Wood       | POOR             | White | 0    |             | Positive | +/-                              |  |
| 541              | First    | C                                      | Bedroom 6      | Win. Well/Trough  | Wood       | POOR             | White | 0    |             | Positive | +/-                              |  |
| 542              | First    | C                                      | Bedroom 6      | Win. Jamb         | Wood       | POOR             | White | 0    |             | Positive | +/-                              |  |
| 543              | Basement | All                                    | Basement 18    | Win. Sash, ext.   | Wood       | FAIR             | Red   | 0    |             | Positive | +/-                              |  |
| 544              | Basement | All                                    | Basement 18    | Win. Jamb         | Wood       | FAIR             | Red   | 0    |             | Positive | +/-                              |  |
| 545              | Basement | D                                      | Basement 19    | Win. Sash, ext.   | Wood       | FAIR             | Red   | 0    |             | Positive | +/-                              |  |
| 546              | Basement | D                                      | Basement 19    | Win. Jamb         | Wood       | FAIR             | Red   | 0    |             | Positive | +/-                              |  |

**ETC - ENVIRONMENTAL SERVICES WILCO ENVIRONMENTAL**

**APPENDIX C**

**Potential Future Lead Paint Hazards - Ordered by Room**

**Please note: Post 1978 Construction, factory finished and unpainted items were not sampled**

| Client           |        | Genesee County Land Bank               |               |                 |            |                  |        |      |             |          |                                  |  |
|------------------|--------|--|---------------|-----------------|------------|------------------|--------|------|-------------|----------|----------------------------------|--|
| Survey Location: |        | 407 W. 5th Street Ct., Flint, MI 48503 |               |                 |            |                  |        |      |             |          |                                  |  |
| Survey Date:     |        | 03/30/11                               |               |                 |            |                  |        |      |             |          |                                  |  |
| Inspectors:      |        | Michael Gravlín                        |               |                 | License #: | P-00313          |        |      | Job #:      | 136068   |                                  |  |
| Sample #         | Floor  | Wall / Side                            | Room and #    | Component       | Substrate  | Visual Condition | Color  | Note | Depth Index | Result   | mg/cm <sup>2</sup> +/- Precision |  |
| 9                | First  | D                                      | Front Entry 1 | Wall, Upper     | Plaster    | FAIR             | Yellow | 0    | 3.88        | Positive | 1.4 +/- 0.3                      |  |
| 51               | First  | A                                      | Foyer 2       | Clos. Wall      | Plaster    | FAIR             | Blue   | 0    | 1.05        | Positive | 1.4 +/- 0.4                      |  |
| 91               | First  | C                                      | Dining Room 4 | Wall            | Plaster    | FAIR             | White  | 0    | 6.76        | Positive | 1.6 +/- 0.5                      |  |
| 92               | First  | C                                      | Dining Room 4 | Wall            | Plaster    | FAIR             | White  | 0    | 5.42        | Positive | 2.2 +/- 1.2                      |  |
| 93               | First  | D                                      | Dining Room 4 | Trim            | Wood       | FAIR             | Beige  | 0    | 4.95        | Positive | 5.7 +/- 3.7                      |  |
| 94               | First  | D                                      | Dining Room 4 | Chair Rail      | Wood       | FAIR             | White  | 0    | 3.36        | Positive | 7.2 +/- 5.9                      |  |
| 95               | First  | D                                      | Dining Room 4 | Ledge           | Wood       | FAIR             | White  | 0    | 3.66        | Positive | 7.5 +/- 6.2                      |  |
| 101              | First  | A                                      | Dining Room 4 | Crown Molding   | Wood       | FAIR             | White  | 0    | 10          | Positive | 6.2 +/- 3.8                      |  |
| 103              | First  | A                                      | Dining Room 4 | Door Jamb       | Wood       | FAIR             | White  | 0    | 4.81        | Positive | 4.8 +/- 3.4                      |  |
| 104              | First  | A                                      | Dining Room 4 | Door Stop       | Wood       | FAIR             | White  | 0    | 8.93        | Positive | 4.9 +/- 3.4                      |  |
| 107              | First  | B                                      | Dining Room 4 | Win. Apron      | Wood       | FAIR             | White  | 0    | 3.16        | Positive | 5.4 +/- 3.6                      |  |
| 108              | First  | B                                      | Dining Room 4 | Win. Sill/Stool | Wood       | FAIR             | White  | 0    | 4.84        | Positive | 5.2 +/- 3.5                      |  |
| 109              | First  | B                                      | Dining Room 4 | Win. Casing     | Wood       | FAIR             | White  | 0    | 5.64        | Positive | 5.4 +/- 3.6                      |  |
| 114              | First  | C                                      | Dining Room 4 | Win. Pane       | Metal      | FAIR             | Silver | 0    | 1.71        | Positive | 43.5 +/- 41.9                    |  |
| 133              | First  | D                                      | Kitchen 5     | Win. Stop       | Wood       | FAIR             | Yellow | 0    | 5.16        | Positive | 3.7 +/- 2.5                      |  |
| 134              | First  | D                                      | Kitchen 5     | Win. Sash       | Wood       | FAIR             | Yellow | 0    | 3.37        | Positive | 2.2 +/- 0.9                      |  |
| 153              | First  | C                                      | Bathroom 6    | Wall            | Plaster    | FAIR             | Blue   | 0    | 10          | Positive | 1.9 +/- 0.8                      |  |
| 154              | First  | D                                      | Bathroom 6    | Wall            | Plaster    | FAIR             | Blue   | 0    | 10          | Positive | 3.1 +/- 2.1                      |  |
| 155              | First  | Ceiling                                | Bathroom 6    | Ceiling         | Plaster    | FAIR             | Blue   | 0    | 10          | Positive | 2.6 +/- 1.1                      |  |
| 156              | First  | C                                      | Bathroom 6    | Win. Sill/Stool | Wood       | FAIR             | White  | 0    | 4.32        | Positive | 2 +/- 0.9                        |  |
| 157              | First  | C                                      | Bathroom 6    | Win. Casing     | Wood       | FAIR             | White  | 0    | 7.13        | Positive | 2 +/- 0.9                        |  |
| 159              | First  | C                                      | Bathroom 6    | Win. Sash       | Wood       | FAIR             | White  | 0    | 1.13        | Positive | 1.5 +/- 0.5                      |  |
| 163              | First  | D                                      | Bathroom 6    | Door Stop       | Wood       | FAIR             | White  | 0    | 5.43        | Positive | 1.5 +/- 0.5                      |  |
| 175              | First  | C                                      | Rear Entry 7  | Clos. Casing    | Wood       | FAIR             | White  | 0    | 2.13        | Positive | 1.5 +/- 0.5                      |  |
| 215              | Second | A                                      | Hallway 9     | Clos. Stop      | Wood       | FAIR             | White  | 0    | 5.14        | Positive | 2.6 +/- 1.5                      |  |
| 216              | Second | A                                      | Hallway 9     | Clos. Jamb      | Wood       | FAIR             | White  | 0    | 10          | Positive | 3.5 +/- 2.5                      |  |
| 217              | Second | A                                      | Hallway 9     | Clos. Casing    | Wood       | FAIR             | Beige  | 0    | 1.56        | Positive | 2.5 +/- 1.3                      |  |
| 220              | Second | A                                      | Hallway 9     | Clos. Shelf     | Wood       | FAIR             | Beige  | 0    | 6.4         | Positive | 4 +/- 2.4                        |  |
| 221              | Second | A                                      | Hallway 9     | Shelf Bracket   | Wood       | FAIR             | Beige  | 0    | 7.94        | Positive | 4.6 +/- 2.9                      |  |
| 231              | Second | D                                      | Bedroom 10    | Win. Apron      | Wood       | FAIR             | Beige  | 0    | 8.49        | Positive | 6.9 +/- 5.5                      |  |
| 232              | Second | D                                      | Bedroom 10    | Win. Sill/Stool | Wood       | FAIR             | Beige  | 0    | 5.19        | Positive | 4.4 +/- 3.4                      |  |
| 261              | Second | D                                      | Bedroom 11    | Baseboard       | Wood       | FAIR             | White  | 0    | 7.31        | Positive | 4.2 +/- 3.1                      |  |
| 264              | Second | D                                      | Bedroom 11    | Clos. Stop      | Wood       | FAIR             | Beige  | 0    | 10          | Positive | 4.1 +/- 3                        |  |
| 267              | Second | D                                      | Bedroom 11    | Coat Rack       | Wood       | FAIR             | Beige  | 0    | 2.83        | Positive | 7.3 +/- 6.3                      |  |

**ETC - ENVIRONMENTAL SERVICES WILCO ENVIRONMENTAL**

**APPENDIX C**

**Potential Future Lead Paint Hazards - Ordered by Room**

**Please note: Post 1978 Construction, factory finished and unpainted items were not sampled**

| Client           |          | Genesee County Land Bank               |                   |                  |            |                  |        |      |             |          |                                  |  |
|------------------|----------|--|-------------------|------------------|------------|------------------|--------|------|-------------|----------|----------------------------------|--|
| Survey Location: |          | 407 W. 5th Street Ct., Flint, MI 48503 |                   |                  |            |                  |        |      |             |          |                                  |  |
| Survey Date:     |          | 03/30/11                               |                   |                  |            |                  |        |      |             |          |                                  |  |
| Inspectors:      |          | Michael Gravlin                        |                   |                  | License #: | P-00313          |        |      | Job #:      | 136068   |                                  |  |
| Sample #         | Floor    | Wall / Side                            | Room and #        | Component        | Substrate  | Visual Condition | Color  | Note | Depth Index | Result   | mg/cm <sup>2</sup> +/- Precision |  |
| 268              | Second   | D                                      | Bedroom 11        | Baseboard        | Wood       | FAIR             | Beige  | 0    | 10          | Positive | 4.6 +/- 3.2                      |  |
| 271              | Second   | D                                      | Bedroom 11        | Win. Casing      | Wood       | FAIR             | Beige  | 0    | 10          | Positive | 6.2 +/- 5.1                      |  |
| 272              | Second   | D                                      | Bedroom 11        | Win. Stop        | Wood       | FAIR             | Beige  | 0    | 10          | Positive | 4.9 +/- 3.4                      |  |
| 273              | Second   | D                                      | Bedroom 11        | Win. Sash        | Wood       | FAIR             | Beige  | 0    | 10          | Positive | 4.6 +/- 3.2                      |  |
| 277              | Second   | A                                      | Bedroom 11        | Win. Apron       | Wood       | FAIR             | White  | 0    | 5.84        | Positive | 4 +/- 2.3                        |  |
| 278              | Second   | A                                      | Bedroom 11        | Win. Sill/Stool  | Wood       | FAIR             | White  | 0    | 2.99        | Positive | 5.3 +/- 3.4                      |  |
| 279              | Second   | A                                      | Bedroom 11        | Win. Casing      | Wood       | FAIR             | White  | 0    | 10          | Positive | 4.9 +/- 3.4                      |  |
| 280              | Second   | A                                      | Bedroom 11        | Win. Stop        | Wood       | FAIR             | White  | 0    | 10          | Positive | 4.8 +/- 3.3                      |  |
| 303              | Second   | C                                      | Bedroom 12        | Win. Apron       | Wood       | FAIR             | White  | 0    | 10          | Positive | 5.3 +/- 3.4                      |  |
| 304              | Second   | C                                      | Bedroom 12        | Win. Sill/Stool  | Wood       | FAIR             | White  | 0    | 10          | Positive | 5.3 +/- 3.4                      |  |
| 305              | Second   | C                                      | Bedroom 12        | Win. Casing      | Wood       | FAIR             | White  | 0    | 10          | Positive | 4 +/- 2.9                        |  |
| 306              | Second   | C                                      | Bedroom 12        | Win. Stop        | Wood       | FAIR             | White  | 0    | 10          | Positive | 4.4 +/- 3                        |  |
| 314              | Second   | A                                      | Bedroom 12        | Clos. Stop       | Wood       | FAIR             | White  | 0    | 10          | Positive | 3.9 +/- 2.8                      |  |
| 315              | Second   | A                                      | Bedroom 12        | Clos. Casing     | Wood       | FAIR             | Beige  | 0    | 10          | Positive | 3.3 +/- 2.2                      |  |
| 316              | Second   | A                                      | Bedroom 12        | Clos. Shelf      | Wood       | FAIR             | Beige  | 0    | 10          | Positive | 5.2 +/- 3.4                      |  |
| 317              | Second   | A                                      | Bedroom 12        | Shelf Bracket    | Wood       | FAIR             | Beige  | 0    | 7.19        | Positive | 6 +/- 4.9                        |  |
| 318              | Second   | A                                      | Bedroom 12        | Clos. Wall       | Wood       | FAIR             | Beige  | 0    | 10          | Positive | 3.5 +/- 2.5                      |  |
| 319              | Second   | A                                      | Bedroom 12        | Coat Rack        | Wood       | FAIR             | Beige  | 0    | 10          | Positive | 5.4 +/- 3.2                      |  |
| 329              | Second   | A                                      | Bathroom 13       | Wall             | Wood       | FAIR             | White  | 0    | 10          | Positive | 1.2 +/- 0.4                      |  |
| 331              | Second   | C                                      | Bathroom 13       | Wall             | Wood       | FAIR             | White  | 0    | 10          | Positive | 1.2 +/- 0.3                      |  |
| 334              | Second   | C                                      | Bathroom 13       | Win. Sill/Stool  | Wood       | FAIR             | Yellow | 0    | 2.01        | Positive | 2.4 +/- 0.9                      |  |
| 337              | Second   | C                                      | Bathroom 13       | Win. Sash        | Wood       | FAIR             | White  | 0    | 3.9         | Positive | 3.5 +/- 2.3                      |  |
| 341              | Second   | D                                      | Bathroom 13       | Chair Rail       | Wood       | FAIR             | Yellow | 0    | 6.26        | Positive | 4.8 +/- 3.3                      |  |
| 357              | Second   | C                                      | Bedroom 14        | Win. Apron       | Wood       | FAIR             | White  | 0    | 9.08        | Positive | 6.6 +/- 5.4                      |  |
| 358              | Second   | C                                      | Bedroom 14        | Win. Sill/Stool  | Wood       | FAIR             | White  | 0    | 10          | Positive | 6 +/- 3.6                        |  |
| 396              | Third    | B                                      | Attic Stair 15    | Baseboard        | Wood       | FAIR             | Beige  | 0    | 7.12        | Positive | 6.8 +/- 5.5                      |  |
| 412              | Third    | A                                      | Family Room 16    | Clos. Casing     | Wood       | FAIR             | White  | 0    | 2.4         | Positive | 2.1 +/- 0.9                      |  |
| 413              | Third    | A                                      | Family Room 16    | Clos. Jamb       | Wood       | FAIR             | White  | 0    | 2.27        | Positive | 1.8 +/- 0.8                      |  |
| 421              | Third    | A                                      | Family Room 16    | Archway cas.     | Wood       | FAIR             | White  | 0    | 6.35        | Positive | 2.5 +/- 1.5                      |  |
| 428              | Third    | C                                      | Family Room 16    | Attic Cover cas. | Wood       | FAIR             | White  | 0    | 4.06        | Positive | 2.9 +/- 1.5                      |  |
| 435              | Third    | C                                      | Family Room 16    | Baseboard        | Wood       | FAIR             | White  | 0    | 5.1         | Positive | 3.4 +/- 1.9                      |  |
| 442              | First    | B                                      | Basement Stair 17 | Door Stop        | Wood       | FAIR             | Yellow | 0    | 1           | Positive | 1.3 +/- 0.3                      |  |
| 543              | Basement | All                                    | Basement 18       | Win. Sash, ext.  | Wood       | FAIR             | Red    | 0    |             | Positive | +/-                              |  |
| 544              | Basement | All                                    | Basement 18       | Win. Jamb        | Wood       | FAIR             | Red    | 0    |             | Positive | +/-                              |  |

**ETC - ENVIRONMENTAL SERVICES WILCO ENVIRONMENTAL**

**APPENDIX C**

**Potential Future Lead Paint Hazards - Ordered by Room**

**Please note: Post 1978 Construction, factory finished and unpainted items were not sampled**

| <b>Client</b>           |              | Genesee County Land Bank               |                   |                  |                   |                         |              |             |                    |               |  |  |
|-------------------------|--------------|--|-------------------|------------------|-------------------|-------------------------|--------------|-------------|--------------------|---------------|--|--|
| <b>Survey Location:</b> |              | 407 W. 5th Street Ct., Flint, MI 48503 |                   |                  |                   |                         |              |             |                    |               |  |  |
| <b>Survey Date:</b>     |              | 03/30/11                               |                   |                  |                   |                         |              |             |                    |               |  |  |
| <b>Inspectors:</b>      |              | Michael Gravlin                        |                   |                  | <b>License #:</b> | P-00313                 |              |             | <b>Job #:</b>      | 136068        |  |  |
| <b>Sample #</b>         | <b>Floor</b> | <b>Wall / Side</b>                     | <b>Room and #</b> | <b>Component</b> | <b>Substrate</b>  | <b>Visual Condition</b> | <b>Color</b> | <b>Note</b> | <b>Depth Index</b> | <b>Result</b> | <b>mg/cm<sup>2</sup> +/- Precision</b> |  |
| 545                     | Basement     | D                                      | Basement 19       | Win. Sash, ext.  | Wood              | FAIR                    | Red          | 0           |                    | Positive      | +/-                                    |  |
| 546                     | Basement     | D                                      | Basement 19       | Win. Jamb        | Wood              | FAIR                    | Red          | 0           |                    | Positive      | +/-                                    |  |

# APPENDIX D

## Maps of Residence

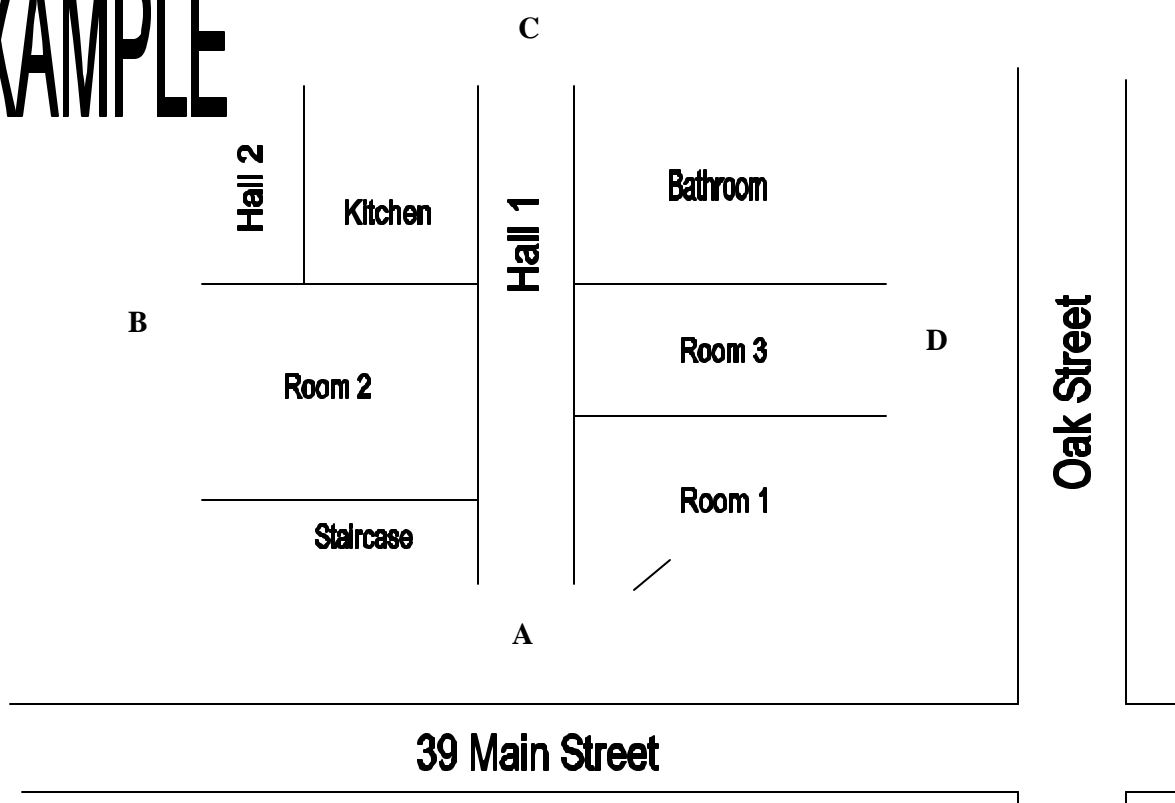
The inspection process uses a standard method of describing where lead paint is located. This is so that all parties involved will have a clear understanding as to what surfaces contain lead.

The outsides of the house will be lettered, starting with the letter A for the side of the house where the house gets its street address from. Starting at the A side, the rest of the house is lettered consecutively, clockwise around the house. Regardless of where the front door is located, the side of the house facing the street where the address is derived from will always be side A.

Inside the house, the process is much the same. The wall of each room that is nearest the A side of the house will be identified as wall A in the report. The wall nearest the B side will be labeled wall B, and so on.

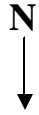
For identifying the rooms and other areas of the interior of the house, a numbering system is used. Most rooms, with the exception of the kitchen and bath could be used for different purposes. When numbers are used, deciphering which room is called what will not be required. See dwelling map and labeling to determine the locations of the tests and hazards.

# EXAMPLE

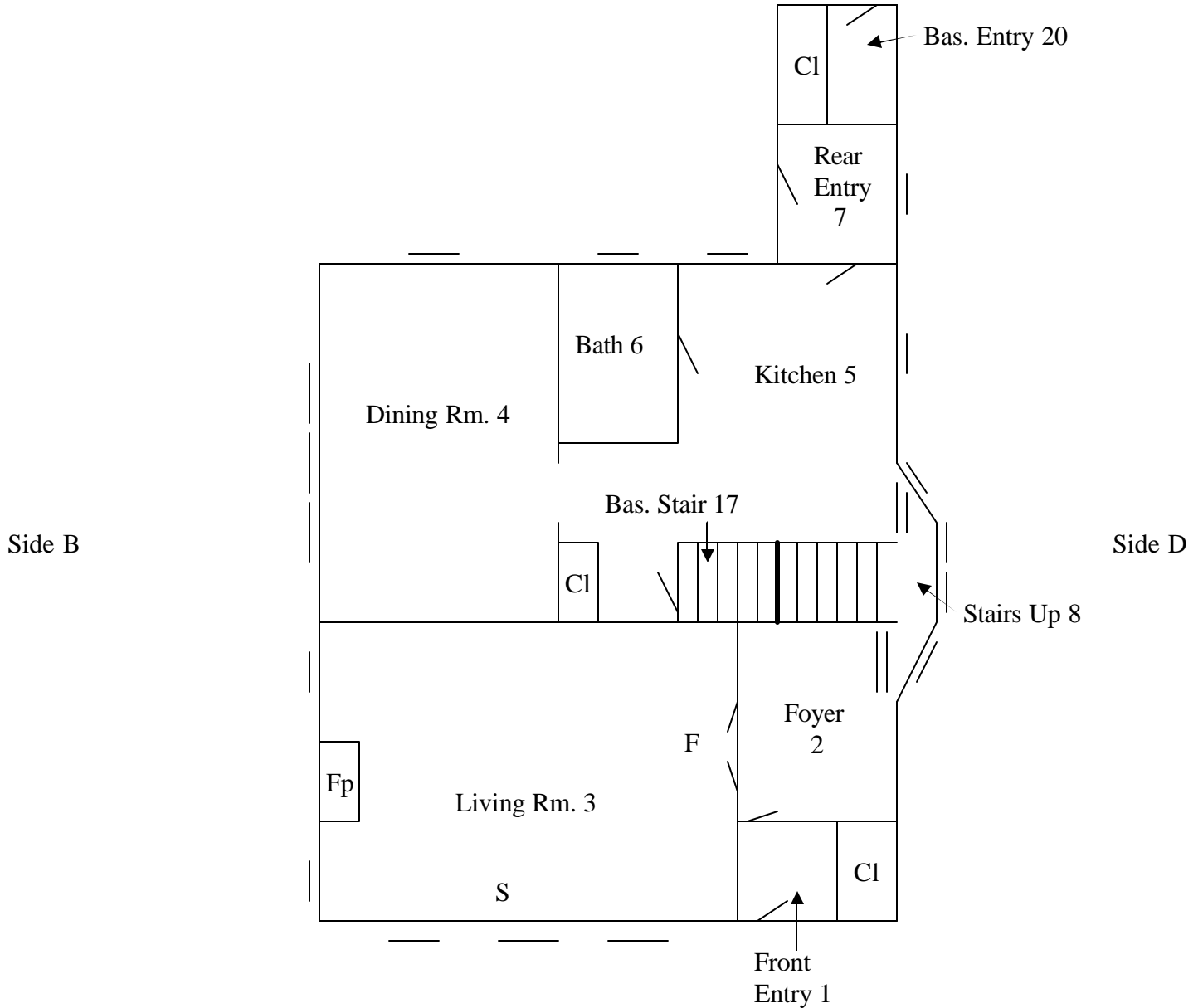


Side C

407 W. Fifth Street  
Flint, MI 48503  
Year Built: 1920's



### 1st Floor



- F = Floor Dust Wipe Sample
- S = Windowsill Dust Wipe Sample
- T = Window Trough Dust Wipe Sample
- W = Wood windows
- V = Vinyl windows
- A = Aluminum windows
- M = Metal windows
- GB = Glass block windows

Please Note: This is a rough floor plan only. All items, (doorways, Windows, etc.) may not be included in this illustration. Also, room and component sizes are not drawn to scale.

Side A

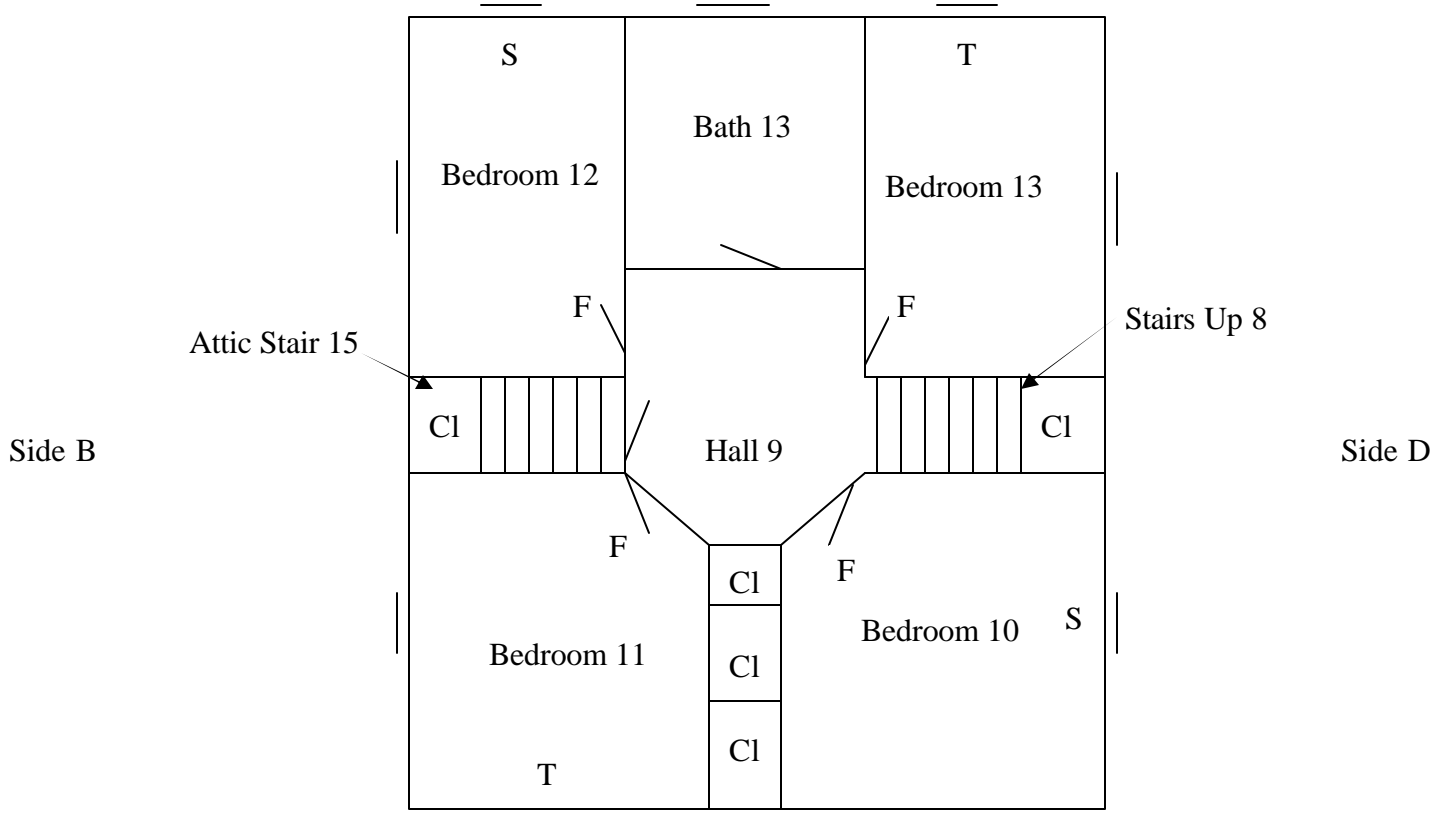
Genesee County Land Bank  
136068

Side C

407 W. Fifth Street  
Flint, MI 48503  
Year Built: 1920's



### 2nd Floor



- F = Floor Dust Wipe Sample
- S = Windowsill Dust Wipe Sample
- T = Window Trough Dust Wipe Sample
- W = Wood windows
- V = Vinyl windows
- A = Aluminum windows
- M = Metal windows
- GB = Glass block windows

Please Note: This is a rough floor plan only. All items, (doorways, Windows, etc.) may not be included in this illustration. Also, room and component sizes are not drawn to scale.

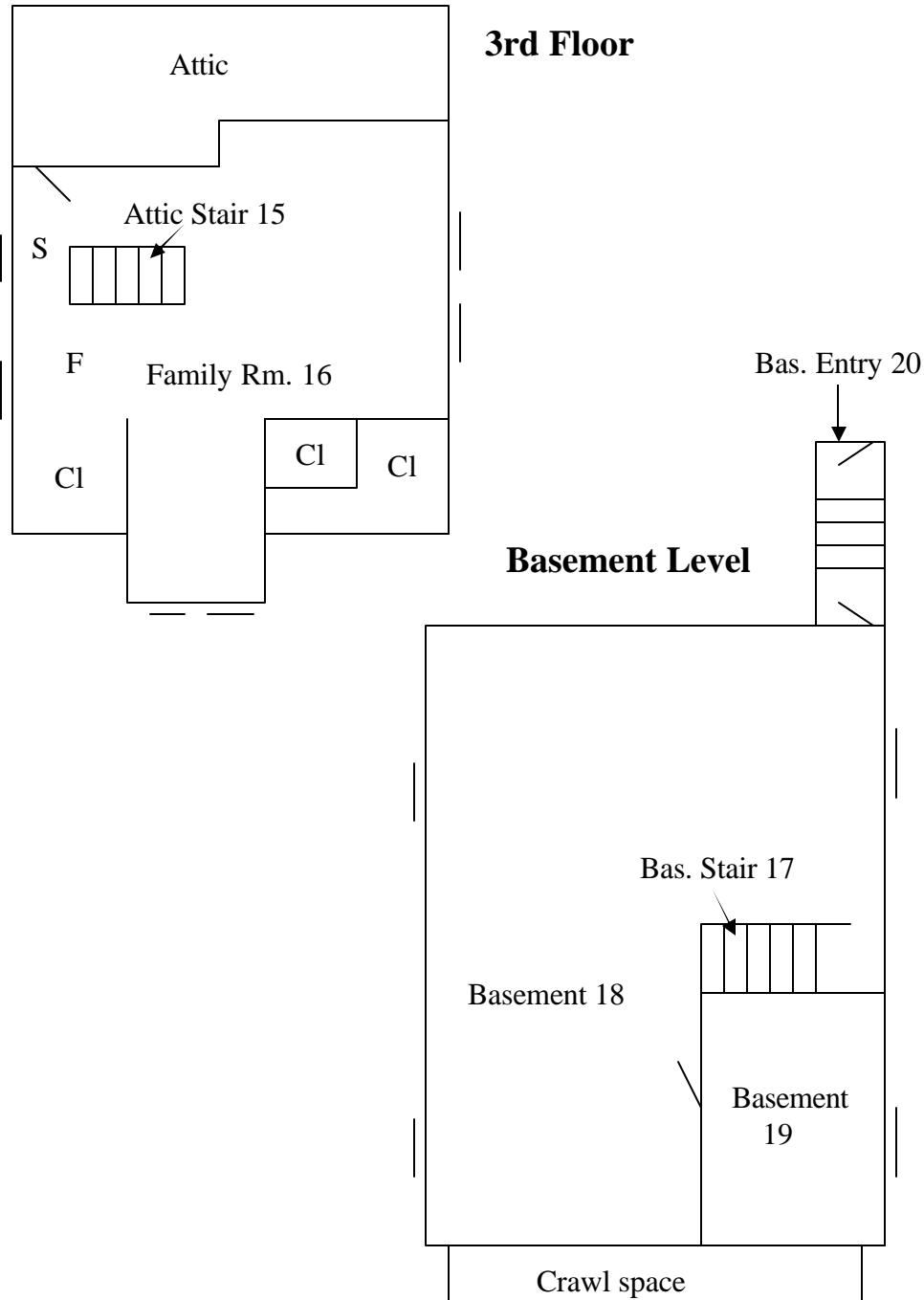
Side A

Genesee County Land Bank  
136068

Side C



407 W. Fifth Street  
Flint, MI 48503  
Year Built: 1920's



Side B

Side D

- F = Floor Dust Wipe Sample
- S = Windowsill Dust Wipe Sample
- T = Window Trough Dust Wipe Sample
- W = Wood windows
- V = Vinyl windows
- A = Aluminum windows
- M = Metal windows
- GB = Glass block windows

Please Note: This is a rough floor plan only. All items, (doorways, Windows, etc.) may not be included in this illustration. Also, room and component sizes are not drawn to scale.

Side A

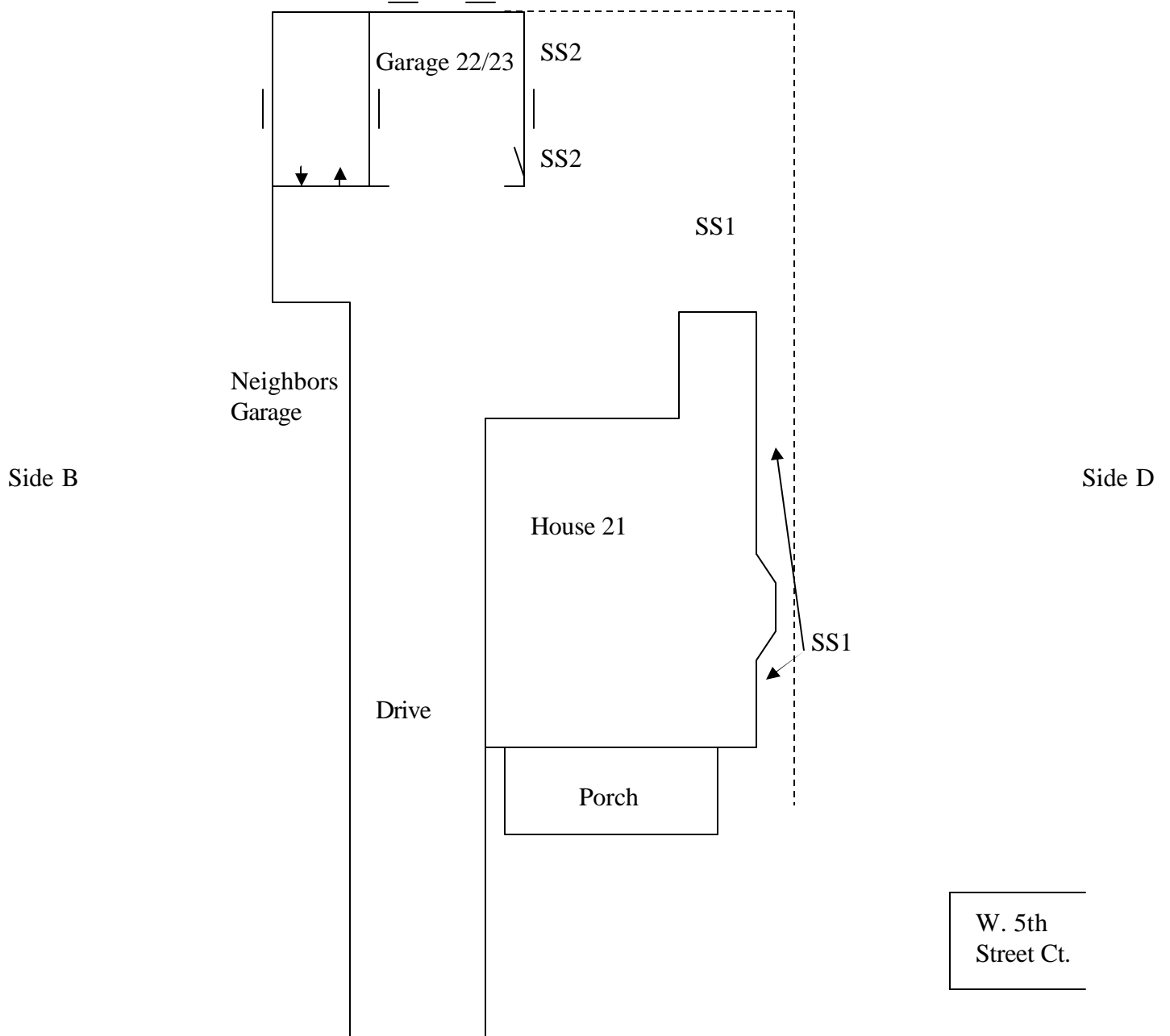
Genesee County Land Bank  
136068

Side C

407 W. Fifth Street  
Flint, MI 48503  
Year Built: 1920's



### Site Layout



- F = Floor Dust Wipe Sample
  - S = Windowsill Dust Wipe Sample
  - T = Window Trough Dust Wipe Sample
  - W = Wood windows
  - V = Vinyl windows
  - A = Aluminum windows
  - M = Metal windows
- W. 5th St.

Please Note: This is a rough floor plan only. All items, (doorways, Windows, etc.) may not be included in this illustration. Also, room and component sizes are not drawn to scale.

Side A

Genesee County Land Bank  
136068

## **APPENDIX E**

### **Resident Questionnaire and Building Condition Form**

## RESIDENT QUESTIONNAIRE

This residence was VACANT at the time of the inspection

|  |                        |
|--|------------------------|
| <b>Do any children under the age of 18 live in the home?</b>                           | N/A                    |
| <b>What are the ages of the children?</b>  | N/A                    |
| <b>Do any children under the age of 18 visit regularly in the home?</b>                | N/A                    |
| <b>What are the ages of the children?</b>  | N/A                    |
| <b>Any known elevated blood lead levels?</b>   | N/A                    |
| <b>Location of children (under 7) bedrooms.</b>  | N/A                    |
| <b>Where do children eat? Rm. #'s:</b>   | N/A                    |
| <b>What room are toys stored (children play)?</b>                                      | N/A                    |
| <b>Where do children play outdoors?</b>  | N/A                    |
| <b>Which windows are opened most often?</b>  | N/A                    |
| <b>Rooms with window air conditioners.</b>   | N/A                    |
| <b>Have any renovation work items been completed in the last several years?</b>        | UNKNOWN                |
| <b>Are you planning any renovations of the home?</b>                                   | Gut Rehab, Spring 2011 |
| <b>Are you planning any landscaping activities?</b>                                    | UNKNOWN                |
| <b>Is there evidence of chewed, chipped, or peeling paints?</b>                        | YES                    |
| <b>Have any previous lead inspections/assessments been completed at this property?</b> | UNKNOWN                |
| <b>Have any lead hazard control activities been conducted at this address?</b>         | UNKNOWN                |
| <b>Are you aware of any current lead paint hazards in this home?</b>                   | N/A                    |
| <b>Has a housing code violation ever been issued for this building?</b>                | UNKNOWN                |
| <b>Which entrances are used most often?</b>  | N/A                    |
| <b>Do you have a vegetable garden?</b>   | NO                     |
| <b>Is there a dog or cat in the home?</b>  | N/A                    |
| <b>How often is the house regularly cleaned?</b>                                       | N/A                    |
| <b>How often is the house thoroughly cleaned?</b>                                      | N/A                    |
| <b>What cleaning methods are used?</b>   | N/A                    |
| <b>Do any household members work in a field that might expose them to lead?</b>        | N/A                    |
| <b>If yes to 21, where are work clothes stored for cleaning?</b>                       | N/A                    |
| <b>Who was interviewed for this section?</b>   | N/A                    |

### Building Condition Form

If two or more components have been found to be in poor condition, this house needs more than a Risk Assessment. A complete paint inspection will give information as to potential hazards not identified in a standard Risk Assessment.

| Condition   | Yes | No |
|---|-----|----|
| Roof missing parts of surface covering?   | X   |    |
| Roof has holes or large cracks?   | X   |    |
| Gutters or downspouts broken?   | X   |    |
| Chimney or masonry cracked, with loose or missing components, out of plumb or otherwise deteriorated? |     | X  |
| Exterior or interior walls have large cracks, or damage requiring more than routine painting?         | X   |    |
| Exterior siding missing components?   |     | X  |
| Water stains on interior walls or ceilings?   | X   |    |
| Plaster walls deteriorated?   | X   |    |
| Two or more windows or doors missing, broken or boarded up?   | X   |    |
| Porch or steps have major cracks, missing materials, structural leans, or visibly unsound?            | X   |    |
| Foundation has damage, structural problems, leans or is unsound?                                      |     | X  |
| Are there any debris piles or other "extreme" storage issues around the yard/grounds?                 | X   |    |
| Other conditions not listed: Fire Damage, 1st Floor Exterior (Room 8)                                 | X   |    |
|   |     |    |
| Total   |     |    |

## **APPENDIX F**

### **Re-Evaluation Schedule Chart**

**Standard Reevaluation Schedule**  
(See Notes to Table)

| Schedule | Evaluation Results  | Action Taken   | Reevaluation Frequency          | Visual Survey (by owner or owner's representative)   |
|----------|---|--|---------------------------------|--|
| 1        | Combination risk assessment/inspection finds no leaded dust or soil and no lead-based paint   | None   | None                            | None   |
| 2        | No lead-based paint hazards found during risk assessment conducted before hazard control or at clearance (hazards include dust and soil).                           | None   | 3 years                         | Annually and whenever information indicates a possible problem   |
| 3        | The average of leaded dust levels on all floors, interior window sills, or window troughs sampled exceeds the applicable standard, but by less than a factor of 10. | A. Interim controls and/or hazard abatement (or mixture of the two), including, but not necessarily limited to, dust removal. This schedule does not include window replacement. | 1 year,<br>2 years              | Same as Schedule 2, except for encapsulants. The first visual survey of encapsulants should be done one month after clearance; the second should be done six months later and annually thereafter. |
|          |   | B. Treatments specified in section A plus replacement of all windows with lead hazards   | 1 year                          |  |
|          |   | C. Abatement of all lead-based paint using encapsulation or enclosure  | None                            | Same as Schedule 3 above   |
|          |   | D. Removal of all lead-based paint   | None                            | None   |
| 4        | The average of leaded dust levels on all floors, interiors window sills, or window troughs sampled exceeds the applicable standard by a factor of 10 or more        | A. Interim controls and/or hazard abatement (or mixture of the two), including, but not necessarily limited to, dust removal. This schedule does not include window replacement. | 6 months,<br>1 year,<br>2 years | Same as Schedule 3   |
|          |   | B. Treatments specified in section A plus replacement of all windows with lead hazards   | 6 months<br>2 years             | Same as Schedule 3   |
|          |   | C. Abatement of all lead-based paint using encapsulation or enclosure  | None                            | Same as Schedule 3   |
|          |   | D. Removal of all lead-based paint   | None                            | None   |
| 5        | No leaded dust or leaded soil hazards identified, but lead-based paint or lead-based paint hazards are found.   | A. Interim controls or mixture of interim controls and abatement (not including window replacement)  | 2 years                         | Same as Schedule 3   |
|          |   | B. Mixture of interim controls and abatement, including window replacement   | 3 years                         | Same as Schedule 3   |
|          |   | C. Abatement of all lead-based paint hazards, but not all lead-based paint   | 4 years                         | Same as Schedule 3   |
|          |   | D. Abatement of all lead-based paint using encapsulation or enclosure  | None                            | Same as Schedule 3   |
|          |   | E. Removal of all lead-based paint   | None                            |  |
| 6        | Bare leaded soil exceeds standard, but less than 5.000 $\mu$ g/g.   | Interim controls   | None                            | 3 months to check new ground cover, then annually to identify new bare spots   |
| 7        | Bare leaded soil greater than or equal to 5.000 $\mu$ g/g.  | Abatement (paving or removal)  | None                            | None for removal, annually to identify new bare spots or deterioration of paving   |

## Standard Reevaluation Schedule (continued)

### Notes to Table:

When more than one schedule applies to a dwelling, use the one with the most stringent reevaluation schedule. Do not use the results of a reevaluation for Schedule 2.

A lead-based paint hazard includes deteriorated lead-based paint and leaded dust and soil above applicable standards.

The frequency of reevaluations and the interval between reevaluations depends on the findings at each reevaluation and the action taken. For example, a dwelling unit or common area falling under Schedule 3.A would be reevaluated one year after clearance. If no lead-based paint hazards are detected at that time, the unit or area would be reevaluated again two years after the first reevaluation. If no hazards are found in the second reevaluation, no further reevaluation is necessary, but annual visual monitoring should continue.

If, on the other hand, the unit or common area fails a reevaluation, a new reevaluation schedule should be determined based on the results of the reevaluation and the action taken. For instance, if the reevaluation finds deteriorated lead-based paint but no lead-contaminated dust, and the action taken is paint stabilization, Schedule 5.A would apply, which indicates that the next reevaluation should be in two years. If, however, the owner of this same property decides to abate all lead-based paint hazards instead of doing only paint stabilization, the property would move to Schedule 5.C, which calls for reevaluation four years from the date of clearance after the hazard abatement.

Following another scenario, suppose a reevaluation of this same dwelling unit or common area finds that the average dust lead levels on sampled window troughs exceeds the applicable standard by a factor of 10 or more, but no other lead-based paint hazards. The owner conducts dust removal. In this case the next reevaluation would be six months after clearance.

The initial evaluation results determine which reevaluation schedule should be applied. An initial evaluation can be a risk assessment, a risk assessment/inspection combination, or, if the owner has opted to bypass the initial evaluation and proceed directly to controlling suspected hazards, a combination risk assessment/clearance examination. This type of clearance must be conducted by a certified risk assessor, who should determine if all hazards were in fact controlled. The results of the initial clearance dust tests, soil sampling and visual examination should be used to determine the appropriate schedule. If repeated cleaning was necessary to achieve clearance, use the results of the dust tests before repeated cleaning was performed for schedule determination.

If a unit fails two consecutive reevaluations, the reevaluation interval should be reduced by half and the number of reevaluations should be doubled. If deteriorated lead-based paint hazards continue to occur, then the offending components/surfaces should be abated. If dwellings with dust hazards but no paint-related hazards repeatedly fail reevaluations, the exterior source should be identified (if identification efforts fail, regular dust removal efforts are needed).

## **APPENDIX G**

### **Site Photos**



Front of Home (Side A)



Side B



Rear of Home (Side C)



Side D



Side C– Porch Roof



Fire Damage



Garage– Side A



Garage– Side B



Garage– Window Dormer



House Perimeter 1



House Perimeter 2




Stair 8– Jut Out



Interior 1



Room 12- Murals 1




Room 12- Murals 2



Window Trough



Basement Entrance



**GLOBAL**  
ENVIRONMENTAL  
ENGINEERING INC.

---

**Rehabilitation  
Environmental Inspection Report  
For:  
Parcel Number: 41-18-307-005  
407 West 5<sup>th</sup> Street  
Flint, Michigan 48503**

March 2011  
Global Project No. F1438

Prepared by:

GLOBAL ENVIRONMENTAL ENGINEERING INC.  
6140 Rashelle Drive, Suite 1  
Flint, Michigan 48507  
(810) 238-9190  
Fax: (810) 238-9195

Prepared for:

Genesee County Land Bank  
452 South Saginaw Street, 2<sup>nd</sup> Floor  
Flint, Michigan 48502

**Site Summary**

|    |   |
|----|---|
| HM | A |
| T  |   |

## Genesee County Rehabilitation Environmental Inspection Summary

Parcel No: 41-18-307-005  
407 West 5<sup>th</sup> Street  
Flint, Michigan 48503




|                    |                  |                        |                  |
|--------------------|------------------|------------------------|------------------|
| <b>Year Built:</b> | 1905             | <b>Square Footage:</b> | 1,820            |
| <b>Latitude:</b>   | N 43° 00' 33.34" | <b>Longitude:</b>      | W 83° 41' 26.82" |
| <b>Gas:</b>        | Disconnected     | <b>Electric:</b>       | Connected        |

**Comments:** A 2¼ story wood framed residential structure with brick siding and a basement an garage.

|                      |               |
|----------------------|---------------|
| <b>Inspected By:</b> | Mark Keyes    |
|                      | Julie Herrick |
|                      | Robert Dunlap |

|                      |
|----------------------|
| <b>Inspected On:</b> |
| March 23, 2011       |



**GLOBAL**  
ENVIRONMENTAL  
ENGINEERING INC.

---

## Table of Contents

|     |  |   |
|-----|--|---|
| 1.0 | INTRODUCTION.....                                      | 1 |
| 2.0 | HAZARDOUS MATERIALS INSPECTION .....                   | 1 |
| 3.0 | ASBESTOS CONTAINING BUILDING MATERIAL INSPECTION ..... | 1 |
| 3.1 | Asbestos Inspection .....                              | 1 |
| 3.2 | Sample Collection .....                                | 1 |
| 3.3 | Laboratory Analysis/Results.....                       | 2 |
| 3.4 | Category I Non-Friable ACM .....                       | 2 |
| 4.0 | SIGNATURE .....  | 3 |

## Tables and Attachments

|                    |  |
|--------------------|--|
| Table 1 .....      | Hazardous Material List                  |
| Table 2 .....      | Suspect Asbestos Containing Materials    |
| Attachment 1 ..... | Site Inspection Photos                   |
| Attachment 2 ..... | Floor Plan with Sample Locations         |
| Attachment 3 ..... | Asbestos Laboratory Analytical Results   |
| Attachment 4 ..... | MDEQ "Notice of Intent to Demolish" Form |

## Site Summary Legend

A = Friable Asbestos Containing Materials  
HM = Hazardous Materials  
T = Tires  
O = Occupied  
ED = Emergency Demolition

## 1.0 INTRODUCTION

The Genesee County Land Bank retained Global Environmental Engineering Inc. (Global) to complete a pre-demolition environmental inspection for the following property:

### Property:

- 407 West 5<sup>th</sup> Street, Flint, Michigan 48503
- Parcel Number: 41-18-307-005
- Inspection Date: March 23, 2011

### Description:

The building is a 2¼-story wood framed, brick sided, residential structure with a basement and a garage.

## 2.0 HAZARDOUS MATERIALS INSPECTION

The property was inspected for the presence of household hazardous materials, including but not limited to; paint, solvents, pesticides/fertilizers, fuel, oil, fluorescent light fixture ballasts, fluorescent light bulbs, underground storage tanks (USTs), above ground storage tanks (ASTs), and mercury thermostats. The Global inspectors documented the location of each of the hazardous materials identified and marked the materials with spray paint. At the discretion of the inspectors photographs were also obtained during the inspection of potential and known hazardous materials. Hazardous materials identified are listed on **Table 1**. If obtained, photographs of hazardous materials for the above referenced property are included in **Attachment 1**.

## 3.0 ASBESTOS CONTAINING BUILDING MATERIAL INSPECTION

The property was inspected for the presence of asbestos-containing materials (ACMs) in order to meet the requirements of 40 CFR, Part 61, Subpart M, National Emissions Standards for Hazardous Air Pollutants (NESHAP).

### 3.1 Asbestos Inspection

The property was inspected for the presence of suspected ACMs. Typical building materials that may contain asbestos include drywall, floor tiles, roofing felt and shingles, ceiling tiles, insulation, pipe insulation, and duct insulation. Friable materials are defined as materials that when dry may be crumbled or reduced to powder using hand pressure and thus release asbestos fibers.

For the purpose of this inspection non-friable materials that may become friable during the renovation/demolition (Category II non-friable) were identified and sampled.

### 3.2 Sample Collection

At least one sample of each friable suspected ACM identified during the inspection was collected. A Michigan Accredited Asbestos Inspector collected representative samples of each friable suspected ACM. Each sample was placed into a sealed plastic bag and labeled. A description of the material and location of the sample collected was recorded

in the field notes. The total quantity of each suspected ACM was estimated and recorded in the field notes.

A listing of suspect ACMs at this property that were sampled and sent to the laboratory for analysis is included in **Table 2**. A copy of a floor plan showing sample locations is included in **Attachment 2**.

### **3.3 Laboratory Analysis/Results**

Each sample of suspect ACM collected at this property was analyzed for asbestos content using polarized light microscopy (PLM) by a NVLAP and NIST accredited laboratory in accordance with 40 CFR Ch. I (1-1-87 Edition) Part 763, Subpart F, Appendix A, pp. 293-299. Asbestos containing materials are defined as materials that contain greater than one percent (>1%) asbestos.

Each sample collected for analysis was delivered via UPS to APEX Research, Inc. 11054 Hi Tech Drive, Whitmore Lake, Michigan. Laboratory results are included in **Attachment 3**.

The results of the laboratory analysis indicated, three of the suspect materials sampled, the pipe insulation (duct wrap) on 4-inch and 6-inch pipes located in the basement, the pipe fittings associated with the piping straight runs and the floor tile located on the basement stairs contain asbestos. A copy of the laboratory results is included as **Attachment 3**.

The pipe insulation (duct wrap), pipe fittings and floor tile should be properly removed and disposed by a licensed asbestos abatement contractor as part of the renovation project.

A Notice of Intent to Renovate/Demolish form must be filed with the State of Michigan Department of Consumer Industry at least 10 days before beginning a renovation project or the removal of the material. A form has been included for your future use.

### **3.4 Category I Non-Friable ACM**

Bendable, flexible, and tar based non-friable materials (Category I non-friable) were identified and sampled. For the purpose of this inspection Category I Non-Friable materials that may become friable during the renovation were identified and sampled. A copy of the MDEQ "Notice of Intent to Demolish" form is included as **Attachment 4**.

#### 4.0 SIGNATURE

This report was prepared based on the site conditions that existed at the time of the inspection, sample collection, and the laboratory analytical results.

*Julie M. Herrick*

Prepared by: \_\_\_\_\_  
Julie Herrick, Michigan Certified Asbestos Inspector  
Michigan Accreditation Number A35947

*Mark Keyes*

Reviewed by: \_\_\_\_\_  
Mark Keyes, Michigan Certified Asbestos Inspector  
Michigan Accreditation Number A6041

## Tables

**Genesee County Rehabilitation  
Environmental Inspection Summary**

---

41-18-307-005  
407 West 5th Street  
Flint, Michigan 48503

---

**TABLE 1**

**HAZARDOUS MATERIALS**

| <b>Material</b>    | <b>Quantity &amp; Units</b> | <b>Location</b> |
|--------------------|-----------------------------|-----------------|
| Smoke Detector     | 3                           | Kitchen         |
| Refrigerator       | 1                           | Kitchen         |
| Paints             | 4 - 1 Gallon                | Back Room       |
| Television         | 1                           | Basement        |
| Smoke Detetcor     | 1                           | Basement        |
| Paints             | 7 - 1 Gallon                | Basement        |
| Adhesive           | 1 Gallon                    | Basement        |
| Adhesive Primer    | 1 Quart                     | Basement        |
| Insectiside        | 1 Pint                      | Basement        |
| Liquid Nail        | 1 Tube                      | Basement        |
| Propane            | 1 - 14 Ounce                | Basement        |
| Car Finish         | 1 - 16 Ounce                | Basement        |
| Fluorescent Lights |                             | Basement        |
| Paints             | 4 - 1 Gallon                | Garage          |
| Antifreeze         | 1 Gallon                    | Garage          |
| Washer Fluid       | 1 Gallon                    | Garage          |
| Coolant            | 1 Gallon                    | Garage          |
| Paint              | 1 - 5 Gallon                | Garage          |
| Television         | 1                           | Garage          |
| Stain              | 1 Quart                     | Garage          |

**TIRES**

| <b>Material</b> | <b>Quantity &amp; Units</b> | <b>Location</b> |
|-----------------|-----------------------------|-----------------|
| Tires           | 4                           | Garage          |

**Genesee County Rehabilitation  
Environmental Inspection Summary**

41-18-307-005  
407 West 5th Street  
Flint, Michigan 48503

**TABLE 2  
SUSPECT FRIABLE ASBESTOS CONTAINING MATERIALS**

| Sample ID            | Material                             | Location  | Estimated Quantity    | % ACM          | ACM Present |
|----------------------|--------------------------------------|---|-----------------------|----------------|-------------|
| 407-1a               | Window Caulk                         | Windows Throughout (12 Windows)                         | 7 Square feet         | Non Detect     | No          |
| 407-1b               | Window Caulk                         | Windows Throughout (12 Windows)                         | Same as above         | Non Detect     | No          |
| 407-1c               | Window Caulk                         | Windows Throughout (12 Windows)                         | Same as above         | Non Detect     | No          |
| 407-2a               | Drywall                              | Living Room   | 1,020 Square feet     | Non Detect     | No          |
| 407-2b               | Drywall                              | Living Room   | Same as above         | Non Detect     | No          |
| 407-2c               | Drywall                              | Living Room   | Same as above         | Non Detect     | No          |
| 407-3a               | Plaster w/Stucco                     | Living Room, Dining Room, 2nd Floor (walls and ceiling) | 3,640 Square feet     | Non Detect     | No          |
| 407-3b               | Plaster w/Stucco                     | Living Room, Dining Room, 2nd Floor (walls and ceiling) | Same as above         | Non Detect     | No          |
| 407-3d               | Plaster w/Stucco                     | Living Room, Dining Room, 2nd Floor (walls and ceiling) | Same as above         | Non Detect     | No          |
| 407-3e               | Plaster w/Stucco                     | Living Room, Dining Room, 2nd Floor (walls and ceiling) | Same as above         | Non Detect     | No          |
| 407-3f               | Plaster w/Stucco                     | Living Room, Dining Room, 2nd Floor (walls and ceiling) | Same as above         | Non Detect     | No          |
| 407-3g               | Plaster w/Stucco                     | Living Room, Dining Room, 2nd Floor (walls and ceiling) | Same as above         | Non Detect     | No          |
| 407-4a               | Plaster                              | Throughout  | 7,280 Square feet     | Non Detect     | No          |
| 407-4b               | Plaster                              | Throughout  | Same as above         | Non Detect     | No          |
| 407-4c               | Plaster                              | Throughout  | Same as above         | Non Detect     | No          |
| 407-4d               | Plaster                              | Throughout  | Same as above         | Non Detect     | No          |
| 407-4e               | Plaster                              | Throughout  | Same as above         | Non Detect     | No          |
| 407-4f               | Plaster                              | Throughout  | Same as above         | Non Detect     | No          |
| 407-4g               | Plaster                              | Throughout  | Same as above         | Non Detect     | No          |
| 407-5                | Linoleum Cream                       | Kitchen Floor   | 154 Square feet       | Non Detect     | No          |
| 407-6                | Linoleum Blue Square Pattern         | Kitchen, 1st Floor Bathroom                             | 179 Square feet       | Non Detect     | No          |
| 407-7                | Linoleum Blue                        | 2nd Floor Bathroom, Bedroom                             | 60 Square feet        | Non Detect     | No          |
| <b>407-8 Layer 1</b> | <b>Floor Tile</b>                    | <b>Basement Stairs</b>                                  | <b>36 Square feet</b> | <b>2</b>       | <b>Yes</b>  |
| 407-8 Layer 2        | Mastic                               | Basement Stairs   | 36 Square feet        | Non Detect     | No          |
| <b>407-9</b>         | <b>Mag Straight Runs 4" Diameter</b> | <b>Throughout Basement</b>                              | <b>30 Linear feet</b> | <b>30</b>      | <b>Yes</b>  |
| <b>407-9</b>         | <b>Mag Straight Runs 6" Diameter</b> | <b>Throughout Basement</b>                              | <b>14 Linear feet</b> | <b>30</b>      | <b>Yes</b>  |
| <b>407-9a</b>        | <b>Aircel Pipe Insulation 4"</b>     | <b>Throughout Basement</b>                              | <b>22 Linear feet</b> | <b>Assumed</b> | <b>Yes</b>  |
| <b>407-9a</b>        | <b>Aircel Pipe Insulation 6"</b>     | <b>Throughout Basement</b>                              | <b>32 Linear feet</b> | <b>Assumed</b> | <b>Yes</b>  |
| <b>407-10a</b>       | <b>Mag Pipe Fittings</b>             | <b>Throughout Basement</b>                              | <b>10 Fittings</b>    | <b>40</b>      | <b>Yes</b>  |
| <b>407-10b</b>       | <b>Mag Pipe Fittings</b>             | <b>Throughout Basement</b>                              | <b>Same as above</b>  | <b>NA</b>      | <b>Yes</b>  |
| <b>407-10c</b>       | <b>Mag Pipe Fittings</b>             | <b>Throughout Basement</b>                              | <b>Same as above</b>  | <b>NA</b>      | <b>Yes</b>  |
| 407-11               | Drywall                              | Basement  | 2,730 Square Feet     | Non Detect     | No          |
| 407-12               | Linoleum Red 12x12                   | Back Room Floor   | 25 Square feet        | <1             | No          |
| 407-13               | Roofing Materials                    | House and Garage Roof                                   | 2,185 Square Feet     | Non Detect     | No          |

Date Inspected: 03/23/2011

Asbestos samples analyzed by Polarized light Microscopy (PLM). ACM - Asbestos Containing Material

Asbestos containing materials are defined as materials that contain greater than one percent (>1%) asbestos.

NA - Samples not analyzed

**Bolded and Shaded materials contain asbestos and Global recommends the materials be removed prior to renovation/demolition activities.**

## **Attachment 1**

No Photo

Smoke Detectors and Refrigerator  
Kitchen




Paint  
Backroom

No Photo

Television  
Basement



Paint, Adhesive, Insecticide, Liquid Nail, Propane, Car Finish  
Basement



**GLOBAL  
ENVIRONMENTAL  
ENGINEERING INC.**

**Genesee County Renovation Environmental Inspection Summary**  
Parcel ID: 41-18-307-005  
Address: 407 West 5<sup>th</sup> Street, Flint, Michigan

**Pictures of Hazardous  
Materials**

|              |            |
|--------------|------------|
| Prepared By: | J.M.H.     |
| Taken:       | 03/23/2011 |
| Page:        | 1          |



Fluorescent Lights  
Basement




Paint, Antifreeze, Washer Fluid, Coolant, Television, Stain  
Garage



Tires  
Garage



Tires  
Garage



**GLOBAL  
ENVIRONMENTAL  
ENGINEERING INC.**

**Genesee County Renovation Environmental Inspection Summary**  
Parcel ID: 41-18-307-005  
Address: 407 West 5<sup>th</sup> Street, Flint, Michigan

**Pictures of Hazardous  
Materials**

|              |            |
|--------------|------------|
| Prepared By: | J.M.H.     |
| Taken:       | 03/23/2011 |
| Page:        | 2          |



Floor Tiles w/ Mastic  
Basement Stairs




Mag Straight Run and Mag Fittings  
Basement



Mag Straight Run and Mag Fittings  
Basement



Mag Straight Run and Mag Fittings  
Basement



**GLOBAL**  
ENVIRONMENTAL  
ENGINEERING INC.

**Genesee County Renovation Environmental Inspection Summary**  
Parcel ID: 41-18-307-005  
Address: 407 West 5<sup>th</sup> Street, Flint, Michigan

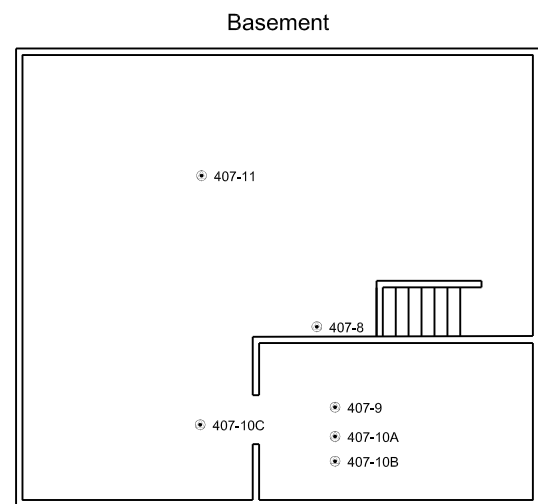
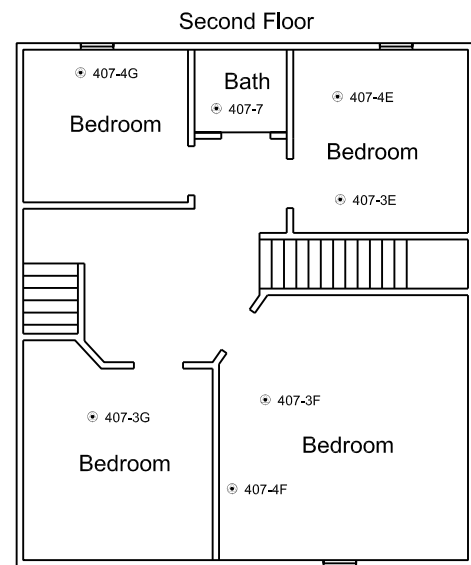
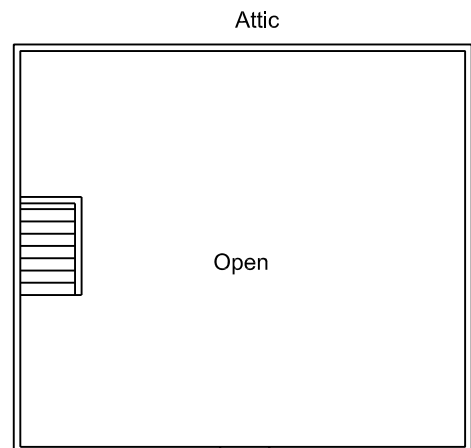
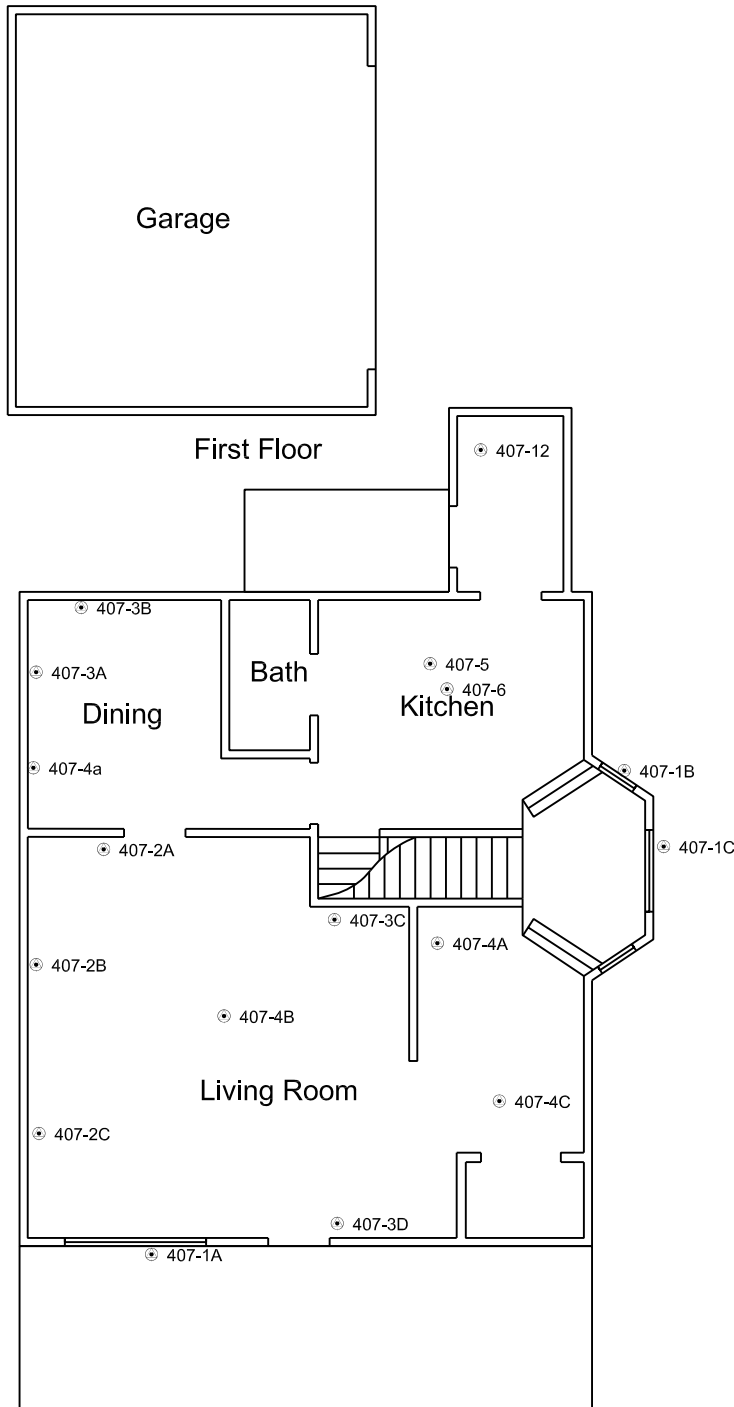
**Pictures of Asbestos  
Containing Material**

|              |            |
|--------------|------------|
| Prepared By: | J.M.H      |
| Taken:       | 03/23/2011 |
| Page:        | 3          |

## **Attachment 2**

# ACM Materials

Floor Tile - Basement Stairs  
 Pipe Insulation (Duct Wrap) - Basement  
 Pipe Fitting - Basement



**GLOBAL**  
 ENVIRONMENTAL  
 ENGINEERING INC.

- Furnace Register
- Tire
- Hazardous Material
- Asbestos Spl Location

|                                      |                 |
|--------------------------------------|-----------------|
| 407 W. 5th Street<br>Flint, Michigan |                 |
| House Floor Plan                     |                 |
| Last Modified:                       | Attachment No.: |
| Project No.:                         | 2               |
| March 2011                           |                 |
| F1438                                |                 |

## **Attachment 3**



# Certificate of Laboratory Analysis

## Test Method, Polarized Light Microscopy (PLM)

Project: F1438-GCLBA Rehab  
Project # F1438

**Report To:**

Ms. Julie Herrick  
Global Environmental Engineering, Inc.  
6140 Rashelle Drive, Suite 1  
Flint, MI 48507

ARI Report # 11-35023  
Date Collected: 03/23/11  
Date Received: 03/24/11  
Date Analyzed: 03/28/11  
Date Reported: 03/28/11

| Sample Information   | Asbestos Type/Percent                               | Non-Asbestos |
|--|---|--------------|
| Lab ID #: 35023 - 01<br>Cust. #: 407-1A<br>Material: Window Caulk<br>Location:<br>Appearance: brown,nonfibrous,homogenous<br>Layer: 1 of 1 | Asbestos Present: <b>NO</b><br>No Asbestos Observed | Other - 100% |
| Lab ID #: 35023 - 02<br>Cust. #: 407-1B<br>Material: Window Caulk<br>Location:<br>Appearance: brown,nonfibrous,homogenous<br>Layer: 1 of 1 | Asbestos Present: <b>NO</b><br>No Asbestos Observed | Other - 100% |
| Lab ID #: 35023 - 03<br>Cust. #: 407-1C<br>Material: Window Caulk<br>Location:<br>Appearance: brown,nonfibrous,homogenous<br>Layer: 1 of 1 | Asbestos Present: <b>NO</b><br>No Asbestos Observed | Other - 100% |

For Layered Samples, each component will be analyzed and reported separately.

Robert T. Letarte Jr., Laboratory Director

Test Method EPA 600/R-93/116 was used to analyze the above samples. Matrix interference and/or resolution limits may yield false results in certain circumstances. Suspect floor tiles containing <1% should be tested with SEM or TEM. This certificate of analysis relates only to the samples tested and to insure the integrity of the results, may only be reproduced in full. This certificate may not be used by the customer to claim product endorsement by NVLAP or any agency of the US Government. APEX Research Inc. is not responsible for the accuracy of the results for layered samples or samples comprising multiple materials. Liability limited to cost of analysis.



NVLAP Lab Code 102118-0



# Certificate of Laboratory Analysis

## Test Method, Polarized Light Microscopy (PLM)

Project: F1438-GCLBA Rehab  
Project # F1438

**Report To:**

Ms. Julie Herrick  
Global Environmental Engineering, Inc.  
6140 Rashelle Drive, Suite 1  
Flint, MI 48507

ARI Report # 11-35023  
Date Collected: 03/23/11  
Date Received: 03/24/11  
Date Analyzed: 03/28/11  
Date Reported: 03/28/11

| Sample Information  | Asbestos Type/Percent                               | Non-Asbestos                   |
|---|---|--------------------------------|
| Lab ID #: 35023 - 04<br>Cust. #: 407-2A<br>Material: Drywall<br>Location:<br>Appearance: white, fibrous, nonhomogenous<br>Layer: 1 of 1 | Asbestos Present: <b>NO</b><br>No Asbestos Observed | Cellulose - 20%<br>Other - 80% |
| Lab ID #: 35023 - 05<br>Cust. #: 407-2B<br>Material: Drywall<br>Location:<br>Appearance: white, fibrous, nonhomogenous<br>Layer: 1 of 1 | Asbestos Present: <b>NO</b><br>No Asbestos Observed | Cellulose - 20%<br>Other - 80% |
| Lab ID #: 35023 - 06<br>Cust. #: 407-2C<br>Material: Drywall<br>Location:<br>Appearance: white, fibrous, nonhomogenous<br>Layer: 1 of 1 | Asbestos Present: <b>NO</b><br>No Asbestos Observed | Cellulose - 20%<br>Other - 80% |

For Layered Samples, each component will be analyzed and reported separately.

Robert T. Letarte Jr., Laboratory Director

Test Method EPA 600/R-93/116 was used to analyze the above samples. Matrix interference and/or resolution limits may yield false results in certain circumstances. Suspect floor tiles containing <1% should be tested with SEM or TEM. This certificate of analysis relates only to the samples tested and to insure the integrity of the results, may only be reproduced in full. This certificate may not be used by the customer to claim product endorsement by NVLAP or any agency of the US Government. APEX Research Inc. is not responsible for the accuracy of the results for layered samples or samples comprising multiple materials. Liability limited to cost of analysis.



NVLAP Lab Code 102118-0



# Certificate of Laboratory Analysis

## Test Method, Polarized Light Microscopy (PLM)

Project: F1438-GCLBA Rehab  
Project # F1438

**Report To:**

Ms. Julie Herrick  
Global Environmental Engineering, Inc.  
6140 Rashelle Drive, Suite 1  
Flint, MI 48507

ARI Report # 11-35023  
Date Collected: 03/23/11  
Date Received: 03/24/11  
Date Analyzed: 03/28/11  
Date Reported: 03/28/11

| Sample Information   | Asbestos Type/Percent                               | Non-Asbestos                   |
|--|---|--------------------------------|
| Lab ID #: 35023 - 07<br>Cust. #: 407-3A<br>Material: Plaster w/ Stucco<br>Location:<br>Appearance: grey, fibrous, nonhomogenous<br>Layer: 1 of 1 | Asbestos Present: <b>NO</b><br>No Asbestos Observed | Cellulose - 10%<br>Other - 90% |
| Lab ID #: 35023 - 08<br>Cust. #: 407-3B<br>Material: Plaster w/ Stucco<br>Location:<br>Appearance: grey, fibrous, nonhomogenous<br>Layer: 1 of 1 | Asbestos Present: <b>NO</b><br>No Asbestos Observed | Cellulose - 10%<br>Other - 90% |
| Lab ID #: 35023 - 09<br>Cust. #: 407-3C<br>Material: Plaster w/ Stucco<br>Location:<br>Appearance: grey, fibrous, nonhomogenous<br>Layer: 1 of 1 | Asbestos Present: <b>NO</b><br>No Asbestos Observed | Cellulose - 5%<br>Other - 95%  |

For Layered Samples, each component will be analyzed and reported separately.

Robert T. Letarte Jr., Laboratory Director

Test Method EPA 600/R-93/116 was used to analyze the above samples. Matrix interference and/or resolution limits may yield false results in certain circumstances. Suspect floor tiles containing <1% should be tested with SEM or TEM. This certificate of analysis relates only to the samples tested and to insure the integrity of the results, may only be reproduced in full. This certificate may not be used by the customer to claim product endorsement by NVLAP or any agency of the US Government. APEX Research Inc. is not responsible for the accuracy of the results for layered samples or samples comprising multiple materials. Liability limited to cost of analysis.



NVLAP Lab Code 102118-0



# Certificate of Laboratory Analysis

## Test Method, Polarized Light Microscopy (PLM)

Project: F1438-GCLBA Rehab  
Project # F1438

**Report To:**

Ms. Julie Herrick  
Global Environmental Engineering, Inc.  
6140 Rashelle Drive, Suite 1  
Flint, MI 48507

ARI Report # 11-35023  
Date Collected: 03/23/11  
Date Received: 03/24/11  
Date Analyzed: 03/28/11  
Date Reported: 03/28/11

| Sample Information   | Asbestos Type/Percent                               | Non-Asbestos                  |
|--|---|-------------------------------|
| Lab ID #: 35023 - 10<br>Cust. #: 407-3D<br>Material: Plaster w/ Stucco<br>Location:<br>Appearance: grey, fibrous, nonhomogenous<br>Layer: 1 of 1 | Asbestos Present: <b>NO</b><br>No Asbestos Observed | Cellulose - 5%<br>Other - 95% |
| Lab ID #: 35023 - 11<br>Cust. #: 407-3E<br>Material: Plaster w/ Stucco<br>Location:<br>Appearance: grey, fibrous, nonhomogenous<br>Layer: 1 of 1 | Asbestos Present: <b>NO</b><br>No Asbestos Observed | Cellulose - 5%<br>Other - 95% |
| Lab ID #: 35023 - 12<br>Cust. #: 407-3F<br>Material: Plaster w/ Stucco<br>Location:<br>Appearance: grey, fibrous, nonhomogenous<br>Layer: 1 of 1 | Asbestos Present: <b>NO</b><br>No Asbestos Observed | Cellulose - 5%<br>Other - 95% |

For Layered Samples, each component will be analyzed and reported separately.

Robert T. Letarte Jr., Laboratory Director

Test Method EPA 600/R-93/116 was used to analyze the above samples. Matrix interference and/or resolution limits may yield false results in certain circumstances. Suspect floor tiles containing <1% should be tested with SEM or TEM. This certificate of analysis relates only to the samples tested and to insure the integrity of the results, may only be reproduced in full. This certificate may not be used by the customer to claim product endorsement by NVLAP or any agency of the US Government. APEX Research Inc. is not responsible for the accuracy of the results for layered samples or samples comprising multiple materials. Liability limited to cost of analysis.



NVLAP Lab Code 102118-0



# Certificate of Laboratory Analysis

## Test Method, Polarized Light Microscopy (PLM)

Project: F1438-GCLBA Rehab  
Project # F1438

**Report To:**

Ms. Julie Herrick  
Global Environmental Engineering, Inc.  
6140 Rashelle Drive, Suite 1  
Flint, MI 48507

ARI Report # 11-35023  
Date Collected: 03/23/11  
Date Received: 03/24/11  
Date Analyzed: 03/28/11  
Date Reported: 03/28/11

| Sample Information   | Asbestos Type/Percent                               | Non-Asbestos                   |
|--|---|--------------------------------|
| Lab ID #: 35023 - 13<br>Cust. #: 407-3G<br>Material: Plaster w/ Stucco<br>Location:<br>Appearance: grey, fibrous, nonhomogenous<br>Layer: 1 of 1 | Asbestos Present: <b>NO</b><br>No Asbestos Observed | Cellulose - 5%<br>Other - 95%  |
| Lab ID #: 35023 - 14<br>Cust. #: 407-04A<br>Material: Plaster<br>Location:<br>Appearance: grey, fibrous, homogenous<br>Layer: 1 of 1             | Asbestos Present: <b>NO</b><br>No Asbestos Observed | Cellulose - 10%<br>Other - 90% |
| Lab ID #: 35023 - 15<br>Cust. #: 407-4B<br>Material: Plaster<br>Location:<br>Appearance: grey, fibrous, homogenous<br>Layer: 1 of 1              | Asbestos Present: <b>NO</b><br>No Asbestos Observed | Cellulose - 10%<br>Other - 90% |

For Layered Samples, each component will be analyzed and reported separately.

Robert T. Letarte Jr., Laboratory Director

Test Method EPA 600/R-93/116 was used to analyze the above samples. Matrix interference and/or resolution limits may yield false results in certain circumstances. Suspect floor tiles containing <1% should be tested with SEM or TEM. This certificate of analysis relates only to the samples tested and to insure the integrity of the results, may only be reproduced in full. This certificate may not be used by the customer to claim product endorsement by NVLAP or any agency of the US Government. APEX Research Inc. is not responsible for the accuracy of the results for layered samples or samples comprising multiple materials. Liability limited to cost of analysis.



NVLAP Lab Code 102118-0



# Certificate of Laboratory Analysis

## Test Method, Polarized Light Microscopy (PLM)

Project: F1438-GCLBA Rehab  
Project # F1438

**Report To:**

Ms. Julie Herrick  
Global Environmental Engineering, Inc.  
6140 Rashelle Drive, Suite 1  
Flint, MI 48507

ARI Report # 11-35023  
Date Collected: 03/23/11  
Date Received: 03/24/11  
Date Analyzed: 03/28/11  
Date Reported: 03/28/11

| Sample Information  | Asbestos Type/Percent                               | Non-Asbestos                  |
|---|---|-------------------------------|
| Lab ID #: 35023 - 16<br>Cust. #: 407-4C<br>Material: Plaster<br>Location:<br>Appearance: grey, fibrous, homogenous<br>Layer: 1 of 1 | Asbestos Present: <b>NO</b><br>No Asbestos Observed | Cellulose - 5%<br>Other - 95% |
| Lab ID #: 35023 - 17<br>Cust. #: 407-4D<br>Material: Plaster<br>Location:<br>Appearance: grey, fibrous, homogenous<br>Layer: 1 of 1 | Asbestos Present: <b>NO</b><br>No Asbestos Observed | Cellulose - 5%<br>Other - 95% |
| Lab ID #: 35023 - 18<br>Cust. #: 407-4E<br>Material: Plaster<br>Location:<br>Appearance: grey, fibrous, homogenous<br>Layer: 1 of 1 | Asbestos Present: <b>NO</b><br>No Asbestos Observed | Cellulose - 5%<br>Other - 95% |

For Layered Samples, each component will be analyzed and reported separately.

Robert T. Letarte Jr., Laboratory Director

Test Method EPA 600/R-93/116 was used to analyze the above samples. Matrix interference and/or resolution limits may yield false results in certain circumstances. Suspect floor tiles containing <1% should be tested with SEM or TEM. This certificate of analysis relates only to the samples tested and to insure the integrity of the results, may only be reproduced in full. This certificate may not be used by the customer to claim product endorsement by NVLAP or any agency of the US Government. APEX Research Inc. is not responsible for the accuracy of the results for layered samples or samples comprising multiple materials. Liability limited to cost of analysis.



NVLAP Lab Code 102118-0



# Certificate of Laboratory Analysis

## Test Method, Polarized Light Microscopy (PLM)

Project: F1438-GCLBA Rehab  
Project # F1438

**Report To:**

Ms. Julie Herrick  
Global Environmental Engineering, Inc.  
6140 Rashelle Drive, Suite 1  
Flint, MI 48507

ARI Report # 11-35023  
Date Collected: 03/23/11  
Date Received: 03/24/11  
Date Analyzed: 03/28/11  
Date Reported: 03/28/11

| Sample Information  | Asbestos Type/Percent                               | Non-Asbestos                  |
|---|---|-------------------------------|
| Lab ID #: 35023 - 19<br>Cust. #: 407-4F<br>Material: Plaster<br>Location:<br>Appearance: grey, fibrous, homogenous<br>Layer: 1 of 1           | Asbestos Present: <b>NO</b><br>No Asbestos Observed | Cellulose - 5%<br>Other - 95% |
| Lab ID #: 35023 - 20<br>Cust. #: 407-4G<br>Material: Plaster<br>Location:<br>Appearance: grey, fibrous, homogenous<br>Layer: 1 of 1           | Asbestos Present: <b>NO</b><br>No Asbestos Observed | Cellulose - 5%<br>Other - 95% |
| Lab ID #: 35023 - 21<br>Cust. #: 407-5<br>Material: Cream Linoleum<br>Location:<br>Appearance: white, nonfibrous, homogenous<br>Layer: 1 of 2 | Asbestos Present: <b>NO</b><br>No Asbestos Observed | Other - 100%                  |

For Layered Samples, each component will be analyzed and reported separately.

Robert T. Letarte Jr., Laboratory Director

Test Method EPA 600/R-93/116 was used to analyze the above samples. Matrix interference and/or resolution limits may yield false results in certain circumstances. Suspect floor tiles containing <1% should be tested with SEM or TEM. This certificate of analysis relates only to the samples tested and to insure the integrity of the results, may only be reproduced in full. This certificate may not be used by the customer to claim product endorsement by NVLAP or any agency of the US Government. APEX Research Inc. is not responsible for the accuracy of the results for layered samples or samples comprising multiple materials. Liability limited to cost of analysis.



NVLAP Lab Code 102118-0



# Certificate of Laboratory Analysis

## Test Method, Polarized Light Microscopy (PLM)

Project: F1438-GCLBA Rehab  
Project # F1438

**Report To:**

Ms. Julie Herrick  
Global Environmental Engineering, Inc.  
6140 Rashelle Drive, Suite 1  
Flint, MI 48507

ARI Report # 11-35023  
Date Collected: 03/23/11  
Date Received: 03/24/11  
Date Analyzed: 03/28/11  
Date Reported: 03/28/11

| Sample Information  | Asbestos Type/Percent                               | Non-Asbestos |
|---|---|--------------|
| Lab ID #: 35023 - 21a<br>Cust. #: 407-5<br>Material: Adhesive<br>Location:<br>Appearance: clear,nonfibrous,homogenous<br>Layer: 2 of 2                      | Asbestos Present: <b>NO</b><br>No Asbestos Observed | Other - 100% |
| Lab ID #: 35023 - 22<br>Cust. #: 407-6<br>Material: Blue Square Pattern Linoleum<br>Location:<br>Appearance: blue,nonfibrous,nonhomogenous<br>Layer: 1 of 1 | Asbestos Present: <b>NO</b><br>No Asbestos Observed | Other - 100% |
| Lab ID #: 35023 - 23<br>Cust. #: 407-7<br>Material: Blue Linoleum<br>Location:<br>Appearance: blue,nonfibrous,nonhomogenous<br>Layer: 1 of 1                | Asbestos Present: <b>NO</b><br>No Asbestos Observed | Other - 100% |

For Layered Samples, each component will be analyzed and reported separately.

Robert T. Letarte Jr., Laboratory Director

Test Method EPA 600/R-93/116 was used to analyze the above samples. Matrix interference and/or resolution limits may yield false results in certain circumstances. Suspect floor tiles containing <1% should be tested with SEM or TEM. This certificate of analysis relates only to the samples tested and to insure the integrity of the results, may only be reproduced in full. This certificate may not be used by the customer to claim product endorsement by NVLAP or any agency of the US Government. APEX Research Inc. is not responsible for the accuracy of the results for layered samples or samples comprising multiple materials. Liability limited to cost of analysis.



NVLAP Lab Code 102118-0



# Certificate of Laboratory Analysis

## Test Method, Polarized Light Microscopy (PLM)

Project: F1438-GCLBA Rehab  
Project # F1438

**Report To:**

Ms. Julie Herrick  
Global Environmental Engineering, Inc.  
6140 Rashelle Drive, Suite 1  
Flint, MI 48507

ARI Report # 11-35023  
Date Collected: 03/23/11  
Date Received: 03/24/11  
Date Analyzed: 03/28/11  
Date Reported: 03/28/11

| Sample Information   | Asbestos Type/Percent                               | Non-Asbestos                   |
|--|---|--------------------------------|
| Lab ID #: 35023 - 24<br>Cust. #: 407-8<br>Material: Floor Tile<br>Location:<br>Appearance: white, fibrous, homogenous<br>Layer: 1 of 2       | Asbestos Present: <b>YES</b><br>Chrysotile - 2%     | Other - 95%                    |
| Lab ID #: 35023 - 24a<br>Cust. #: 407-8<br>Material: Mastic<br>Location:<br>Appearance: black, fibrous, homogenous<br>Layer: 2 of 2          | Asbestos Present: <b>NO</b><br>No Asbestos Observed | Cellulose - 3%<br>Other - 97%  |
| Lab ID #: 35023 - 25<br>Cust. #: 407-9<br>Material: MAG Straight Run<br>Location:<br>Appearance: white, fibrous, homogenous<br>Layer: 1 of 1 | Asbestos Present: <b>YES</b><br>Chrysotile - 30%    | Cellulose - 10%<br>Other - 60% |

For Layered Samples, each component will be analyzed and reported separately.

Robert T. Letarte Jr., Laboratory Director

Test Method EPA 600/R-93/116 was used to analyze the above samples. Matrix interference and/or resolution limits may yield false results in certain circumstances. Suspect floor tiles containing <1% should be tested with SEM or TEM. This certificate of analysis relates only to the samples tested and to insure the integrity of the results, may only be reproduced in full. This certificate may not be used by the customer to claim product endorsement by NVLAP or any agency of the US Government. APEX Research Inc. is not responsible for the accuracy of the results for layered samples or samples comprising multiple materials. Liability limited to cost of analysis.



NVLAP Lab Code 102118-0



# Certificate of Laboratory Analysis

## Test Method, Polarized Light Microscopy (PLM)

Project: F1438-GCLBA Rehab  
Project # F1438

**Report To:**

Ms. Julie Herrick  
Global Environmental Engineering, Inc.  
6140 Rashelle Drive, Suite 1  
Flint, MI 48507

ARI Report # 11-35023  
Date Collected: 03/23/11  
Date Received: 03/24/11  
Date Analyzed: 03/28/11  
Date Reported: 03/28/11

| Sample Information   | Asbestos Type/Percent                            | Non-Asbestos                   |
|--|--|--------------------------------|
| Lab ID #: 35023 - 26<br>Cust. #: 407-10A<br>Material: MAG Fittings<br>Location:<br>Appearance: white, fibrous, homogenous<br>Layer: 1 of 1 | Asbestos Present: <b>YES</b><br>Chrysotile - 40% | Cellulose - 10%<br>Other - 50% |
| Lab ID #: 35023 - 27<br>Cust. #: 407-10B<br>Material: MAG Fittings<br>Location:<br>Appearance:<br>Layer: of                                | Asbestos Present:<br><br>NOT ANALYZED            |                                |
| Lab ID #: 35023 - 28<br>Cust. #: 407-10C<br>Material: MAG Fittings<br>Location:<br>Appearance:<br>Layer: of                                | Asbestos Present:<br><br>NOT ANALYZED            |                                |

For Layered Samples, each component will be analyzed and reported separately.

Robert T. Letarte Jr., Laboratory Director

Test Method EPA 600/R-93/116 was used to analyze the above samples. Matrix interference and/or resolution limits may yield false results in certain circumstances. Suspect floor tiles containing <1% should be tested with SEM or TEM. This certificate of analysis relates only to the samples tested and to insure the integrity of the results, may only be reproduced in full. This certificate may not be used by the customer to claim product endorsement by NVLAP or any agency of the US Government. APEX Research Inc. is not responsible for the accuracy of the results for layered samples or samples comprising multiple materials. Liability limited to cost of analysis.



NVLAP Lab Code 102118-0



# Certificate of Laboratory Analysis

## Test Method, Polarized Light Microscopy (PLM)

Project: F1438-GCLBA Rehab  
Project # F1438

**Report To:**

Ms. Julie Herrick  
Global Environmental Engineering, Inc.  
6140 Rashelle Drive, Suite 1  
Flint, MI 48507

ARI Report # 11-35023  
Date Collected: 03/23/11  
Date Received: 03/24/11  
Date Analyzed: 03/28/11  
Date Reported: 03/28/11

| Sample Information  | Asbestos Type/Percent                               | Non-Asbestos                   |
|---|---|--------------------------------|
| Lab ID #: 35023 - 29<br>Cust. #: 407-11<br>Material: Drywall<br>Location:<br>Appearance: white, fibrous, nonhomogenous<br>Layer: 1 of 1     | Asbestos Present: <b>NO</b><br>No Asbestos Observed | Cellulose - 20%<br>Other - 80% |
| Lab ID #: 35023 - 30<br>Cust. #: 407-12<br>Material: Linoleum<br>Location: Bedroom<br>Appearance: red, fibrous, homogenous<br>Layer: 1 of 2 | Asbestos Present: <b>NO</b><br>Chrysotile - <1%     | Other - 100%                   |
| Lab ID #: 35023 - 30a<br>Cust. #: 407-12<br>Material:<br>Location: Bedroom<br>Appearance: brown, fibrous, homogenous<br>Layer: 2 of 2       | Asbestos Present: <b>NO</b><br>No Asbestos Observed | Cellulose - 10%<br>Other - 90% |

For Layered Samples, each component will be analyzed and reported separately.

Robert T. Letarte Jr., Laboratory Director

Test Method EPA 600/R-93/116 was used to analyze the above samples. Matrix interference and/or resolution limits may yield false results in certain circumstances. Suspect floor tiles containing <1% should be tested with SEM or TEM. This certificate of analysis relates only to the samples tested and to insure the integrity of the results, may only be reproduced in full. This certificate may not be used by the customer to claim product endorsement by NVLAP or any agency of the US Government. APEX Research Inc. is not responsible for the accuracy of the results for layered samples or samples comprising multiple materials. Liability limited to cost of analysis.



NVLAP Lab Code 102118-0

35023

Research, Inc.

11054 Hi Tech Drive, Whitmore Lake, MI 48189 Phone: 734-449-9990

E-mail: apexresearch@chartermi.net

Fax: 734-449-9991



Lab Use Only  
Log-In \_\_\_\_\_  
Report \_\_\_\_\_

Client Name: Global Environmental Engineering Inc Date of Survey: 3-23-2011  
Address: 60140 Rashelle Dr., Suite  
City, St., Zip: Flint, MI 48907 Project: E1438 - GCLBA Rehab  
Phone: (810)238-9190 Fax: (810)238-9195 Project #: E1438  
Turn Around Times: (Circle One) Contact Person: Julie Herrick  
Jherrick@globalenv.com

Rush \_\_\_\_\_ 24 hour  
48 hour 72 hour

Other: \_\_\_\_\_ TTP X

Asbestos: Bulk X Wipe \_\_\_\_\_ Point Count \_\_\_\_\_ PCM \_\_\_\_\_  
Lead: Bulk \_\_\_\_\_ Wipe \_\_\_\_\_ Air \_\_\_\_\_ Paint \_\_\_\_\_ Soil \_\_\_\_\_  
Mold: Bulk \_\_\_\_\_ Tape \_\_\_\_\_ BioSIS \_\_\_\_\_ Other \_\_\_\_\_ Viable \_\_\_\_\_  
TEM: AHERA 7400 \_\_\_\_\_ Bulk/NOB \_\_\_\_\_ EPA Level II \_\_\_\_\_

| Lab ID # | Client ID # | Material/Location | Volume | Area | Results |
|----------|-------------|-------------------|--------|------|---------|
| 1        | 407-1A      | Windows Crack     |        |      |         |
| 2        | 407-1B      | " "               |        |      |         |
| 3        | 407-1C      | " "               |        |      |         |
| 4        | 407-2A      | Drywall           |        |      |         |
| 5        | 407-2B      | " "               |        |      |         |
| 6        | 407-2C      | " "               |        |      |         |
| 7        | 407-3A      | Plaster w/ Stucco |        |      |         |
| 8        | 407-3B      | " "               |        |      |         |
| 9        | 407-3C      | " "               |        |      |         |
| 10       | 407-3D      | " "               |        |      |         |
| 11       | 407-3E      | " "               |        |      |         |

RECEIVED

MAR 24 2011

Relinquished by: Jim Hendrick Received by: UPS  
Date: 3-23-2011 Date: 3-23-2011

Relinquished by: \_\_\_\_\_ Received by: MD  
Date: \_\_\_\_\_ Date: 3/24/11 8:56

25023

# APEX Research, Inc.

11054 Hi Tech Drive, Whitmore Lake, MI 48189  
Phone: 734-449-9990  
E-mail: apexresearch@chartermi.net  
Fax: 734-449-9991



Lab Use Only  
Log-In \_\_\_\_\_  
Report \_\_\_\_\_

Client Name: Global Environmental Engineering Inc Date of Survey: 3-23-2011  
Address: 60140 Rashelle Dr, Suite  
City, St., Zip: Flint, MI 48507 Project: E1438 - SCUBA Rehab  
Phone: (810) 238-9190 Fax: (810) 238-9195 Project #: E1438  
Turn Around Times: (Circle One) Contact Person: Julie Herrick  
Jherrick@globalenvi.com

Rush  24 hour  
48 hour  72 hour  
Other:  TTP  X  
Asbestos: Bulk  Wipe \_\_\_\_\_ Point Count \_\_\_\_\_ PCM \_\_\_\_\_  
Lead: Bulk \_\_\_\_\_ Wipe \_\_\_\_\_ Air \_\_\_\_\_ Paint \_\_\_\_\_ Soil \_\_\_\_\_  
Mold: Bulk \_\_\_\_\_ Tape \_\_\_\_\_ BiosIS \_\_\_\_\_ Other \_\_\_\_\_ Viable \_\_\_\_\_  
TEM: AHERA 7400 \_\_\_\_\_ Bulk/NOB \_\_\_\_\_ EPA Level II \_\_\_\_\_

| Lab ID # | Client ID # | Material/Location | Volume | Area | Results |
|----------|-------------|-------------------|--------|------|---------|
| 2        | 407-3F      | Plaster w/ Stucco |        |      |         |
| 3        | 407-3G      | Plaster w/ Stucco |        |      |         |
| 4        | 407-4A      | PLASTER           |        |      |         |
| 5        | 407-4B      |                   |        |      |         |
| 6        | 407-4C      |                   |        |      |         |
| 7        | 407-4D      |                   |        |      |         |
| 8        | 407-4E      |                   |        |      |         |
| 9        | 407-4F      |                   |        |      |         |
| 20       | 407-4G      |                   |        |      |         |
| 21       | 407-5       | CREAM LINOLEUM    |        |      |         |
| 22       | 407-6       | Blue Se. Plaster  |        |      |         |

RECEIVED  
APR 24 2011

Relinquished by: J. M. Hendrick Received by: UPS  
Date: 3-23-2011 Date: 3-23-2011

Relinquished by: \_\_\_\_\_ Received by: MJ  
Date: MAR 24 2011 Date: \_\_\_\_\_

25003

# APEX Research, Inc.

E-mail: apexresearch@chartermi.net

Fax: 734-449-9991



11054 Hi Tech Drive, Whitmore Lake, MI 48189 Phone: 734-449-9990

Lab Use Only  
Log-In \_\_\_\_\_  
Report \_\_\_\_\_

Client Name: Global Environmental Engineering Inc Date of Survey: 3-23-2011  
 Address: 6140 Rashelle Dr., Suite Project: F1438 - GCLBA Rehab  
 City, St., Zip: Flint, MI 48907 Project #: F1438  
 Phone: (810) 238-9190 Fax: (810) 238-9195 Contact Person: Julie Herrick  
jherrick@globaleei.com

Turn Around Times: (Circle One)

Rush \_\_\_\_\_ 24 hour \_\_\_\_\_  
 48 hour (circled) 72 hour \_\_\_\_\_

Asbestos: Bulk  Wipe \_\_\_\_\_ Point Count \_\_\_\_\_ PCM \_\_\_\_\_  
 Lead: Bulk \_\_\_\_\_ Wipe \_\_\_\_\_ Air \_\_\_\_\_ Paint \_\_\_\_\_ Soil \_\_\_\_\_  
 Mold: Bulk \_\_\_\_\_ Tape \_\_\_\_\_ BioSIS \_\_\_\_\_ Other \_\_\_\_\_ Viable \_\_\_\_\_  
 TEM: AHERA 7400 \_\_\_\_\_ Bulk/NOB \_\_\_\_\_ EPA Level II \_\_\_\_\_

Other: \_\_\_\_\_ TTP

| Lab ID # | Client ID # | Material/Location    | Volume | Area | Results |
|----------|-------------|----------------------|--------|------|---------|
| 23       | 407-7       | Blue Linoleum        |        |      |         |
| 24       | 407-8       | Floor Tile w/ mortar |        |      |         |
| 25       | 407-9       | Mtg Strainer Pan     |        |      |         |
| 26       | 407-10A     | Mtg FRAMES           |        |      |         |
| 27       | 407-10B     |                      |        |      |         |
| 28       | 407-10C     | ↓                    |        |      |         |
| 29       | 407-11      | Drywall              |        |      |         |
| 30       | 407-12      | Basement Linoleum    |        |      |         |

RECEIVED

Relinquished by: Jim Hendrick Received by: UPS MAR 24 2011 Relinquished by: \_\_\_\_\_ Received by: MD  
 Date: 3-23-2011 Date: 3-23-2011  
 Rev: 12/03 Work Forms: COC APEX RESEARCH Date: \_\_\_\_\_ Date: \_\_\_\_\_



# Certificate of Laboratory Analysis

## Test Method, Polarized Light Microscopy (PLM)

Project: GCLBA- Rehab Houses  
Project # F1438

**Report To:**

Ms. Julie Herrick  
Global Environmental Engineering  
6140 Rashelle Drive, Suite 1  
Flint, MI 48507

ARI Report # 11-35051  
Date Collected: 03/23/11  
Date Received: 03/25/11  
Date Analyzed: 03/29/11  
Date Reported: 03/29/11

| Sample Information   | Asbestos Type/Percent                               | Non-Asbestos                   |
|--|---|--------------------------------|
| Lab ID #: 35051 - 01<br>Cust. #: 407-13<br>Material: Shingles<br>Location: 407 W 5th Street<br>Appearance: black, fibrous, homogenous<br>Layer: 1 of 1 | Asbestos Present: <b>NO</b><br>No Asbestos Observed | Cellulose - 25%<br>Other - 75% |
| Lab ID #:<br>Cust. #:<br>Material:<br>Location:<br>Appearance:<br>Layer: of  | Asbestos Present:                                   |                                |
| Lab ID #:<br>Cust. #:<br>Material:<br>Location:<br>Appearance:<br>Layer: of  | Asbestos Present:                                   |                                |

For Layered Samples, each component will be analyzed and reported separately.

Robert T. Letarte Jr., Laboratory Director

Test Method EPA 600/R-93/116 was used to analyze the above samples. Matrix interference and/or resolution limits may yield false results in certain circumstances. Suspect floor tiles containing <1% should be tested with SEM or TEM. This certificate of analysis relates only to the samples tested and to insure the integrity of the results, may only be reproduced in full. This certificate may not be used by the customer to claim product endorsement by NVLAP or any agency of the US Government. APEX Research Inc. is not responsible for the accuracy of the results for layered samples or samples comprising multiple materials. Liability limited to cost of analysis.



NVLAP Lab Code 102118-0



## **Attachment 4**

# NOTIFICATION OF INTENT TO RENOVATE/DEMOLISH



MICHIGAN DEPARTMENT OF NATURAL RESOURCES AND ENVIRONMENT (DNRE) AIR QUALITY DIVISION  
 NESHP, 40 CFR Part 61, Subpart M



MICHIGAN DEPARTMENT OF ENERGY, LABOR AND ECONOMIC GROWTH (DELEG), ASBESTOS PROGRAM,  
 P.A. 135 OF 1986, AS AMENDED, Section 220 (1-4) or (8)

### DNRE/DELEG USE ONLY

Postmark Date \_\_\_\_/\_\_\_\_/\_\_\_\_ Rec'd Date \_\_\_\_/\_\_\_\_/\_\_\_\_

Emergency Date \_\_\_\_/\_\_\_\_/\_\_\_\_ Valid No. \_\_\_\_\_

OK  Send Def Ltr. Date of Def Ltr. \_\_\_\_/\_\_\_\_/\_\_\_\_

FOLLOW UP \_\_\_\_/\_\_\_\_/\_\_\_\_ Spoke w/ \_\_\_\_\_

Comments: \_\_\_\_\_

\_\_\_\_\_

\_\_\_\_\_

Notification No. \_\_\_\_\_ Trans No. \_\_\_\_\_

### Calculate DELEG Asbestos Project Fee: (1% Project Fee)

Total Project Cost: \_\_\_\_\_ x 0.01 = \_\_\_\_\_

Type of Contractor: \_\_\_\_\_ License No.: \_\_\_\_\_

Licensing Authority: \_\_\_\_\_

### 1. NOTIFICATION:

Date of Notification: \_\_\_\_\_

Date of Revision(s): \_\_\_\_\_

Notification Type:  Original  Revised  Canceled  Annual

#### Mark appropriate boxes: (both DNRE and DELEG may apply):

#### DNRE (NESHP) [260 In. ft./160 sq. ft. or more is threshold]

Planned Renovation – 10 **working** days notice

Emergency Renovation

Scheduled Demolition – 10 **working** days notice

Intentional Burn – 10 **working** days notice

Ordered Demolition

#### DELEG (MIOSHA) [Will not accept annual notifications]

Demo, Reno, Encap. (>10 In. ft./15 sq. ft.) 10 **calendar** days notice

Emergency Renovation/Encapsulation

### 2. PROJECT SCHEDULE:

**START DATE                      END DATE**

\* Renovation \_\_\_\_\_

+Asb. Removal \_\_\_\_\_

+Demolition: \_\_\_\_\_

Encapsulation: \_\_\_\_\_

**Work Schedule:** Please indicate the anticipated days of the week and work hours for the purpose of scheduling a compliance inspection.

**Days of the Week                      Work Hours**

Asb. Removal: \_\_\_\_\_

Demolition: \_\_\_\_\_

Encapsulation: \_\_\_\_\_

\* Includes setup, build enclosure, asbestos removal, demobilizing, etc.

+Include **only** those dates you are conducting asbestos removal/demo.

Check here if this is a multi-phased project, attach a schedule showing the start/end date of each phase.

### 3. ABATEMENT CONTRACTOR: Internal Project #: \_\_\_\_\_

Name: \_\_\_\_\_

Mailing Address: \_\_\_\_\_

City/State/Zip: \_\_\_\_\_

E-mail: \_\_\_\_\_

Contact: \_\_\_\_\_ Phone: \_\_\_\_\_

### 4. DEMOLITION CONTRACTOR: Internal Project #: \_\_\_\_\_

Name: \_\_\_\_\_

Mailing Address: \_\_\_\_\_

City/State/Zip: \_\_\_\_\_

E-mail: \_\_\_\_\_

Contact: \_\_\_\_\_ Phone: \_\_\_\_\_

### 5. FACILITY OWNER: ("Facility" includes Bridges)

Name: \_\_\_\_\_

Mailing Address: \_\_\_\_\_

City/State/Zip: \_\_\_\_\_

E-mail: \_\_\_\_\_

Contact: \_\_\_\_\_ Phone: \_\_\_\_\_

### 6. FACILITY DESCRIPTION:

Facility Name: \_\_\_\_\_

Location Address/Description: \_\_\_\_\_

\_\_\_\_\_ If Apt. # of units: \_\_\_\_\_

City/Twp. \_\_\_\_\_ State: \_\_\_\_\_ Zip Code: \_\_\_\_\_

County: \_\_\_\_\_ Nearest Crossroad: \_\_\_\_\_

Size: (sq. ft.) \_\_\_\_\_ No. of Floors: \_\_\_\_\_ Floor No.: \_\_\_\_\_

Age: \_\_\_\_\_ Present Use: \_\_\_\_\_ Prior Use: \_\_\_\_\_

Specific Location(s) in Facility: \_\_\_\_\_

### 7. DISPOSAL SITE:

Name: \_\_\_\_\_

Location Address: \_\_\_\_\_

City/State/Zip: \_\_\_\_\_

### 8. WASTE TRANSPORTER 1:

Name: \_\_\_\_\_

Address: \_\_\_\_\_

City/State/Zip: \_\_\_\_\_

Phone: \_\_\_\_\_

### WASTE TRANSPORTER 2:

### 9. ORDERED DEMOLITIONS: (See NESHP regulations for definition of "Ordered Demolition.") A copy of the official Order must accompany this notification.

Gov't Agency Ordering Demo: \_\_\_\_\_

Name/Title of Person Signing Order: \_\_\_\_\_

\_\_\_\_\_

Date of Order: \_\_\_\_\_ Date Ordered to Begin: \_\_\_\_\_

### 10. IS ASBESTOS PRESENT? Yes No

To be removed prior to demolition

**Estimate the amount of asbestos:** Include RACM (Regulated Asbestos Containing Material) to be removed, encapsulated, etc. Also include the amount and type (floor tile, roofing, etc.) of non-friable Category I and/or Category II ACM that **will not** be removed prior to demolition. (**NOTE:** In a demolition, cementitious ACM **cannot** remain in a structure, as it is likely to become regulated in the demolition/handling process. It **must** be removed prior to demolition.)

RACM to be Removed

RACM to be Encapsulated

Non-friable ACM **not** removed prior to demo.

Category I

Category II

Units of Measure

|  |  |  |  |                                   |                                 |
|--|--|--|--|-----------------------------------|---------------------------------|
|  |  |  |  | <input type="checkbox"/> Ln. Ft.  | <input type="checkbox"/> Ln. M. |
|  |  |  |  | <input type="checkbox"/> Sq. Ft.  | <input type="checkbox"/> Sq. M. |
|  |  |  |  | <input type="checkbox"/> Cu. Ft.* | <input type="checkbox"/> Cu.M.* |

\*Volume (cubic ft./meters) should be used only if unable to measure by linear/square measure (example: asbestos has fallen off of surface).

(continued on reverse side)

**NOTIFICATION OF INTENT TO RENOVATE/DEMOLISH (continued)**

**11. PROJECT DESCRIPTION:** Complete **A) for Renovation** (asbestos removal/encapsulation) and/or **B) for Demolition**:

**A) RENOVATION:** Mark all surfaces/types of RACM to be removed:

- Piping     Fittings     Boiler(s)     Tanks(s)  
 Beam(s)     Duct(s)     Tunnel(s)     Ceiling Tile(s)  
 Mag Block     Other (describe) \_\_\_\_\_

**Encapsulation (for DELEG):** Mark surfaces/types to be encapsulated:

- Piping     Fittings     Boiler(s)     Tank(s)  
 Beam(s)     Duct(s)     Tunnel(s)     Ceiling Tile(s)  
 Other (describe) \_\_\_\_\_

**Method of removal:** Describe how the asbestos will be removed from the surface (example: glove bag, scrape with hand tools, cut in sections and carefully lower, etc.): \_\_\_\_\_  
 \_\_\_\_\_

**B) DEMOLITION:** Describe the method of demolition of facility, bridge, etc., and indicate if complete or partial. If partial, describe which part of facility bridge, etc., will be demolished: \_\_\_\_\_  
 \_\_\_\_\_

**12. ENGINEERING CONTROLS:** Describe work practices and engineering controls used to prevent visible emissions before, during, and after removal, and until proper disposal: \_\_\_\_\_  
 \_\_\_\_\_

**13. UNEXPECTED ASBESTOS:** Describe the steps you intend to follow in the event that unexpected RACM is found or previously non-friable asbestos becomes friable (crumbled, pulverized, reduced to powder, etc.) and therefore regulated: \_\_\_\_\_  
 \_\_\_\_\_

**14. PROCEDURE(S) USED TO DETECT THE PRESENCE OF ASBESTOS:** **A)** Indicate how you determined whether or not asbestos is in the facility. If analytical sampling was used, describe method of analysis. (The determination of the presence or absence of asbestos must be made prior to submitting a renovation/demolition notification.): \_\_\_\_\_  
 \_\_\_\_\_

**B)** Name, address, and phone number of company performing asbestos survey: \_\_\_\_\_

**C)** Name, accreditation number of inspector, and date of inspection: \_\_\_\_\_

**15. EMERGENCY RENOVATIONS:** Date/time of emergency: \_\_\_\_\_ Describe the sudden, unexpected event: \_\_\_\_\_  
 \_\_\_\_\_

Explain how the event caused unsafe conditions, and/or would cause equipment damage and/or an unreasonable financial burden: \_\_\_\_\_  
 \_\_\_\_\_

**16.** I certify that an individual trained in the provisions of 40 CFR Part 61, Subpart M, will be on-site during the renovation and during demolition involving RACM above the threshold and/or during an ordered demolition. Evidence that this person has completed the required training will be available for inspection at the renovation or demolition site.

\_\_\_\_\_  
*Signature of Owner or Abatement Contractor      Date*

\_\_\_\_\_  
*Signature of Owner or Demolition Contractor      Date*

**17. Signature Requirements for Projects with Negative Pressure Enclosures: (required by DELEG)**  
**Per Section 221(1)(2) of P.A. 135 of 1986, as amended, clearance air monitoring is required for any asbestos abatement project involving 10 linear feet/15 square feet or more of friable material which is performed within a negative pressure enclosure. I (the building owner or lessee) have been advised by the contractor of my responsibility under Act 135 to have clearance air monitoring performed on this project.**

\_\_\_\_\_  
*Signature of Building Owner or Lessee      Date*

\_\_\_\_\_  
*Signature of Asbestos Abatement Contractor Representative      Date*

**NOTE:** It is not mandatory that a signed copy be sent to DELEG unless requested. For affected projects, this section of the notification form must be completed, signed, and made part of your records before the project begins.

**18. I certify that the above information is correct:**

\_\_\_\_\_  
*Printed Name of Owner/Operator      Date*

\_\_\_\_\_  
*Signature of Owner/Operator      Date*

**MAILING ADDRESSES/PHONE NUMBERS:** (See Item 1 to determine which agency requirements/regulations are applicable to your project.)

For **Public Act 135 of 1986, as amended, Section 220 (1-4) or (8)**, mail to address below. For more info visit:  
<http://www.michigan.gov/asbestos>

MIOSHA Asbestos Program  
 DELEG, CSHD  
 P.O. Box 30671  
 Lansing, MI 48909-8171

517.322.1320 (office), 517.322.1713 (fax)

For **NESHAP Demolitions/Renovations, 40 CFR, Part 61, Subpart M**, mail notifications to the appropriate address below (by county of subject facility): For more info visit <http://www.michigan.gov/deg> click on Air, then Asbestos NESHAP Program.

**All Counties (except Wayne County)**

NESHAP Asbestos Program  
 DNRE, AQD  
 P.O. Box 30260  
 Lansing, MI 48909-7760

517.373.7064 (Revision Line)

**Wayne County Only**

NESHAP Asbestos Program  
 Detroit Field Office, DNRE, AQD  
 Cadillac Place, Suite 2-300  
 3058 West Grand Boulevard  
 Detroit, MI 48202

313.456.4686

## Applicability

The Project or Program to which the construction work covered by this contract pertains is being assisted by the United States of America and the following Federal Labor Standards Provisions are included in this Contract pursuant to the provisions applicable to such Federal assistance.

**A. 1. (i) Minimum Wages.** All laborers and mechanics employed or working upon the site of the work will be paid unconditionally and not less often than once a week, and without subsequent deduction or rebate on any account (except such payroll deductions as are permitted by regulations issued by the Secretary of Labor under the Copeland Act (29 CFR Part 3), the full amount of wages and bona fide fringe benefits (or cash equivalents thereof) due at time of payment computed at rates not less than those contained in the wage determination of the Secretary of Labor which is attached hereto and made a part hereof, regardless of any contractual relationship which may be alleged to exist between the contractor and such laborers and mechanics. Contributions made or costs reasonably anticipated for bona fide fringe benefits under Section I(b)(2) of the Davis-Bacon Act on behalf of laborers or mechanics are considered wages paid to such laborers or mechanics, subject to the provisions of 29 CFR 5.5(a)(1)(iv); also, regular contributions made or costs incurred for more than a weekly period (but not less often than quarterly) under plans, funds, or programs, which cover the particular weekly period, are deemed to be constructively made or incurred during such weekly period.

Such laborers and mechanics shall be paid the appropriate wage rate and fringe benefits on the wage determination for the classification of work actually performed, without regard to skill, except as provided in 29 CFR 5.5(a)(4). Laborers or mechanics performing work in more than one classification may be compensated at the rate specified for each classification for the time actually worked therein: Provided, That the employer's payroll records accurately set forth the time spent in each classification in which work is performed. The wage determination (including any additional classification and wage rates conformed under 29 CFR 5.5(a)(1)(ii) and the Davis-Bacon poster (WH-1321) shall be posted at all times by the contractor and its subcontractors at the site of the work in a prominent and accessible, place where it can be easily seen by the workers.

**(ii) (a)** Any class of laborers or mechanics which is not listed in the wage determination and which is to be employed under the contract shall be classified in conformance with the wage determination. HUD shall approve an additional classification and wage rate and fringe benefits therefor only when the following criteria have been met:

- (1)** The work to be performed by the classification requested is not performed by a classification in the wage determination; and
- (2)** The classification is utilized in the area by the construction industry; and
- (3)** The proposed wage rate, including any bona fide fringe benefits, bears a reasonable relationship to the wage rates contained in the wage determination.

**(b)** If the contractor and the laborers and mechanics to be employed in the classification (if known), or their representatives, and HUD or its designee agree on the classification and wage rate (including the amount designated for fringe benefits where

appropriate), a report of the action taken shall be sent by HUD or its designee to the Administrator of the Wage and Hour Division, Employment Standards Administration, U.S. Department of Labor, Washington, D.C. 20210. The Administrator, or an authorized representative, will approve, modify, or disapprove every additional classification action within 30 days of receipt and so advise HUD or its designee or will notify HUD or its designee within the 30-day period that additional time is necessary. (Approved by the Office of Management and Budget under OMB control number 1215-0140.)

**(c)** In the event the contractor, the laborers or mechanics to be employed in the classification or their representatives, and HUD or its designee do not agree on the proposed classification and wage rate (including the amount designated for fringe benefits, where appropriate), HUD or its designee shall refer the questions, including the views of all interested parties and the recommendation of HUD or its designee, to the Administrator for determination. The Administrator, or an authorized representative, will issue a determination within 30 days of receipt and so advise HUD or its designee or will notify HUD or its designee within the 30-day period that additional time is necessary. (Approved by the Office of Management and Budget under OMB Control Number 1215-0140.)

**(d)** The wage rate (including fringe benefits where appropriate) determined pursuant to subparagraphs (1)(ii)(b) or (c) of this paragraph, shall be paid to all workers performing work in the classification under this contract from the first day on which work is performed in the classification.

**(iii)** Whenever the minimum wage rate prescribed in the contract for a class of laborers or mechanics includes a fringe benefit which is not expressed as an hourly rate, the contractor shall either pay the benefit as stated in the wage determination or shall pay another bona fide fringe benefit or an hourly cash equivalent thereof.

**(iv)** If the contractor does not make payments to a trustee or other third person, the contractor may consider as part of the wages of any laborer or mechanic the amount of any costs reasonably anticipated in providing bona fide fringe benefits under a plan or program, Provided, That the Secretary of Labor has found, upon the written request of the contractor, that the applicable standards of the Davis-Bacon Act have been met. The Secretary of Labor may require the contractor to set aside in a separate account assets for the meeting of obligations under the plan or program. (Approved by the Office of Management and Budget under OMB Control Number 1215-0140.)

**2. Withholding.** HUD or its designee shall upon its own action or upon written request of an authorized representative of the Department of Labor withhold or cause to be withheld from the contractor under this contract or any other Federal contract with the same prime contractor, or any other Federally-assisted contract subject to Davis-Bacon prevailing wage requirements, which is held by the same prime contractor so much of the accrued payments or advances as may be considered necessary to pay laborers and mechanics, including apprentices, trainees and helpers, employed by the contractor or any subcontractor the full amount of wages required by the contract. In the event of failure to pay any laborer or mechanic, including any apprentice, trainee or helper, employed or working on the site of the work, all or part

of the wages required by the contract, HUD or its designee may, after written notice to the contractor, sponsor, applicant, or owner, take such action as may be necessary to cause the suspension of any further payment, advance, or guarantee of funds until such violations have ceased. HUD or its designee may, after written notice to the contractor, disburse such amounts withheld for and on account of the contractor or subcontractor to the respective employees to whom they are due. The Comptroller General shall make such disbursements in the case of direct Davis-Bacon Act contracts.

**3. (i) Payrolls and basic records.** Payrolls and basic records relating thereto shall be maintained by the contractor during the course of the work preserved for a period of three years thereafter for all laborers and mechanics working at the site of the work. Such records shall contain the name, address, and social security number of each such worker, his or her correct classification, hourly rates of wages paid (including rates of contributions or costs anticipated for bona fide fringe benefits or cash equivalents thereof of the types described in Section I(b)(2)(B) of the Davis-bacon Act), daily and weekly number of hours worked, deductions made and actual wages paid. Whenever the Secretary of Labor has found under 29 CFR 5.5 (a)(1)(iv) that the wages of any laborer or mechanic include the amount of any costs reasonably anticipated in providing benefits under a plan or program described in Section I(b)(2)(B) of the Davis-Bacon Act, the contractor shall maintain records which show that the commitment to provide such benefits is enforceable, that the plan or program is financially responsible, and that the plan or program has been communicated in writing to the laborers or mechanics affected, and records which show the costs anticipated or the actual cost incurred in providing such benefits. Contractors employing apprentices or trainees under approved programs shall maintain written evidence of the registration of apprenticeship programs and certification of trainee programs, the registration of the apprentices and trainees, and the ratios and wage rates prescribed in the applicable programs. (Approved by the Office of Management and Budget under OMB Control Numbers 1215-0140 and 1215-0017.)

**(ii) (a)** The contractor shall submit weekly for each week in which any contract work is performed a copy of all payrolls to HUD or its designee if the agency is a party to the contract, but if the agency is not such a party, the contractor will submit the payrolls to the applicant sponsor, or owner, as the case may be, for transmission to HUD or its designee. The payrolls submitted shall set out accurately and completely all of the information required to be maintained under 29 CFR 5.5(a)(3)(i). This information may be submitted in any form desired. Optional Form WH-347 is available for this purpose and may be purchased from the Superintendent of Documents (Federal Stock Number 029-005-00014-1), U.S. Government Printing Office, Washington, DC 20402. The prime contractor is responsible for the submission of copies of payrolls by all subcontractors. (Approved by the Office of Management and Budget under OMB Control Number 1215-0149.)

**(b)** Each payroll submitted shall be accompanied by a "Statement of Compliance," signed by the contractor or subcontractor or his or her agent who pays or supervises the payment of the persons employed under the contract and shall certify the following:

**(1)** That the payroll for the payroll period contains the information required to be maintained under 29 CFR 5.5 (a)(3)(i) and that such information is correct and complete;

**(2)** That each laborer or mechanic (including each helper, apprentice, and trainee) employed on the contract during the payroll

period has been paid the full weekly wages earned, without rebate, either directly or indirectly, and that no deductions have been made either directly or indirectly from the full wages earned, other than permissible deductions as set forth in 29 CFR Part 3;

**(3)** That each laborer or mechanic has been paid not less than the applicable wage rates and fringe benefits or cash equivalents for the classification of work performed, as specified in the applicable wage determination incorporated into the contract.

**(c)** The weekly submission of a properly executed certification set forth on the reverse side of Optional Form WH-347 shall satisfy the requirement for submission of the "Statement of Compliance" required by subparagraph A.3.(ii)(b).

**(d)** The falsification of any of the above certifications may subject the contractor or subcontractor to civil or criminal prosecution under Section 1001 of Title 18 and Section 231 of Title 31 of the United States Code.

**(iii)** The contractor or subcontractor shall make the records required under subparagraph A.3.(i) available for inspection, copying, or transcription by authorized representatives of HUD or its designee or the Department of Labor, and shall permit such representatives to interview employees during working hours on the job. If the contractor or subcontractor fails to submit the required records or to make them available, HUD or its designee may, after written notice to the contractor, sponsor, applicant or owner, take such action as may be necessary to cause the suspension of any further payment, advance, or guarantee of funds. Furthermore, failure to submit the required records upon request or to make such records available may be grounds for debarment action pursuant to 29 CFR 5.12.

#### **4. Apprentices and Trainees.**

**(i) Apprentices.** Apprentices will be permitted to work at less than the predetermined rate for the work they performed when they are employed pursuant to and individually registered in a bona fide apprenticeship program registered with the U.S. Department of Labor, Employment and Training Administration, Office of Apprenticeship Training, Employer and Labor Services, or with a State Apprenticeship Agency recognized by the Office, or if a person is employed in his or her first 90 days of probationary employment as an apprentice in such an apprenticeship program, who is not individually registered in the program, but who has been certified by the Office of Apprenticeship Training, Employer and Labor Services or a State Apprenticeship Agency (where appropriate) to be eligible for probationary employment as an apprentice. The allowable ratio of apprentices to journeymen on the job site in any craft classification shall not be greater than the ratio permitted to the contractor as to the entire work force under the registered program. Any worker listed on a payroll at an apprentice wage rate, who is not registered or otherwise employed as stated above, shall be paid not less than the applicable wage rate on the wage determination for the classification of work actually performed. In addition, any apprentice performing work on the job site in excess of the ratio permitted under the registered program shall be paid not less than the applicable wage rate on the wage determination for the work actually performed. Where a contractor is performing construction on a project in a locality other than that in which its program is registered, the ratios and wage rates (expressed in percentages of the journeyman's hourly rate) specified in the contractor's or subcontractor's registered program shall be observed. Every apprentice must be paid at not less than the rate specified in the registered program for the apprentice's level of progress, expressed as a percentage of the

journeymen hourly rate specified in the applicable wage determination. Apprentices shall be paid fringe benefits in accordance with the provisions of the apprenticeship program. If the apprenticeship program does not specify fringe benefits, apprentices must be paid the full amount of fringe benefits listed on the wage determination for the applicable classification. If the Administrator determines that a different practice prevails for the applicable apprentice classification, fringes shall be paid in accordance with that determination. In the event the Office of Apprenticeship Training, Employer and Labor Services, or a State Apprenticeship Agency recognized by the Office, withdraws approval of an apprenticeship program, the contractor will no longer be permitted to utilize apprentices at less than the applicable predetermined rate for the work performed until an acceptable program is approved.

**(ii) Trainees.** Except as provided in 29 CFR 5.16, trainees will not be permitted to work at less than the predetermined rate for the work performed unless they are employed pursuant to and individually registered in a program which has received prior approval, evidenced by formal certification by the U.S. Department of Labor, Employment and Training Administration. The ratio of trainees to journeymen on the job site shall not be greater than permitted under the plan approved by the Employment and Training Administration. Every trainee must be paid at not less than the rate specified in the approved program for the trainee's level of progress, expressed as a percentage of the journeyman hourly rate specified in the applicable wage determination. Trainees shall be paid fringe benefits in accordance with the provisions of the trainee program. If the trainee program does not mention fringe benefits, trainees shall be paid the full amount of fringe benefits listed on the wage determination unless the Administrator of the Wage and Hour Division determines that there is an apprenticeship program associated with the corresponding journeyman wage rate on the wage determination which provides for less than full fringe benefits for apprentices. Any employee listed on the payroll at a trainee rate who is not registered and participating in a training plan approved by the Employment and Training Administration shall be paid not less than the applicable wage rate on the wage determination for the work actually performed. In addition, any trainee performing work on the job site in excess of the ratio permitted under the registered program shall be paid not less than the applicable wage rate on the wage determination for the work actually performed. In the event the Employment and Training Administration withdraws approval of a training program, the contractor will no longer be permitted to utilize trainees at less than the applicable predetermined rate for the work performed until an acceptable program is approved.

**(iii) Equal employment opportunity.** The utilization of apprentices, trainees and journeymen under 29 CFR Part 5 shall be in conformity with the equal employment opportunity requirements of Executive Order 11246, as amended, and 29 CFR Part 30.

**5. Compliance with Copeland Act requirements.** The contractor shall comply with the requirements of 29 CFR Part 3 which are incorporated by reference in this contract

**6. Subcontracts.** The contractor or subcontractor will insert in any subcontracts the clauses contained in subparagraphs 1 through 11 of this paragraph A and such other clauses as HUD or its designee may by appropriate instructions require, and a copy of the applicable prevailing wage decision, and also a clause requiring the subcontractors to include these clauses in any lower tier subcontracts. The prime contractor shall be responsible for the compliance by any subcontractor or lower tier subcontractor with all the contract clauses in this paragraph.

**7. Contract termination; debarment.** A breach of the contract clauses in 29 CFR 5.5 may be grounds for termination of the contract and for debarment as a contractor and a subcontractor as provided in 29 CFR 5.12.

**8. Compliance with Davis-Bacon and Related Act Requirements.** All rulings and interpretations of the Davis-Bacon and Related Acts contained in 29 CFR Parts 1, 3, and 5 are herein incorporated by reference in this contract

**9. Disputes concerning labor standards.** Disputes arising out of the labor standards provisions of this contract shall not be subject to the general disputes clause of this contract. Such disputes shall be resolved in accordance with the procedures of the Department of Labor set forth in 29 CFR Parts 5, 6, and 7. Disputes within the meaning of this clause include disputes between the contractor (or any of its subcontractors) and HUD or its designee, the U.S. Department of Labor, or the employees or their representatives.

**10. (i) Certification of Eligibility.** By entering into this contract the contractor certifies that neither it (nor he or she) nor any person or firm who has an interest in the contractor's firm is a person or firm ineligible to be awarded Government contracts by virtue of Section 3(a) of the Davis-Bacon Act or 29 CFR 5.12(a)(1) or to be awarded HUD contracts or participate in HUD programs pursuant to 24 CFR Part 24.

**(ii)** No part of this contract shall be subcontracted to any person or firm ineligible for award of a Government contract by virtue of Section 3(a) of the Davis-Bacon Act or 29 CFR 5.12(a)(1) or to be awarded HUD contracts or participate in HUD programs pursuant to 24 CFR Part 24.

**(iii)** The penalty for making false statements is prescribed in the U.S. Criminal Code, 18 U.S.C. 1001. Additionally, U.S. Criminal Code, Section 1 01 0, Title 18, U.S.C., "Federal Housing Administration transactions", provides in part: "Whoever, for the purpose of . . . influencing in any way the action of such Administration.... makes, utters or publishes any statement knowing the same to be false..... shall be fined not more than \$5,000 or imprisoned not more than two years, or both."

**11. Complaints, Proceedings, or Testimony by Employees.** No laborer or mechanic to whom the wage, salary, or other labor standards provisions of this Contract are applicable shall be discharged or in any other manner discriminated against by the Contractor or any subcontractor because such employee has filed any complaint or instituted or caused to be instituted any proceeding or has testified or is about to testify in any proceeding under or relating to the labor standards applicable under this Contract to his employer.

**B. Contract Work Hours and Safety Standards Act.** The provisions of this paragraph B are applicable only where the amount of the prime contract exceeds \$100,000. As used in this paragraph, the terms "laborers" and "mechanics" include watchmen and guards.

**(1) Overtime requirements.** No contractor or subcontractor contracting for any part of the contract work which may require or involve the employment of laborers or mechanics shall require or permit any such laborer or mechanic in any workweek in which he or she is employed on such work to work in excess of 40 hours in such workweek unless such laborer or mechanic receives compensation at a rate not less than one and one-half times the basic rate of pay for all hours worked in excess of 40 hours in such workweek.

**(2) Violation; liability for unpaid wages; liquidated damages.** In the event of any violation of the clause set forth in subpara-

graph (1) of this paragraph, the contractor and any subcontractor responsible therefor shall be liable for the unpaid wages. In addition, such contractor and subcontractor shall be liable to the United States (in the case of work done under contract for the District of Columbia or a territory, to such District or to such territory), for liquidated damages. Such liquidated damages shall be computed with respect to each individual laborer or mechanic, including watchmen and guards, employed in violation of the clause set forth in subparagraph (1) of this paragraph, in the sum of \$10 for each calendar day on which such individual was required or permitted to work in excess of the standard workweek of 40 hours without payment of the overtime wages required by the clause set forth in sub paragraph (1) of this paragraph.

**(3) Withholding for unpaid wages and liquidated damages.** HUD or its designee shall upon its own action or upon written request of an authorized representative of the Department of Labor withhold or cause to be withheld, from any moneys payable on account of work performed by the contractor or subcontractor under any such contract or any other Federal contract with the same prime contract, or any other Federally-assisted contract subject to the Contract Work Hours and Safety Standards Act which is held by the same prime contractor such sums as may be determined to be necessary to satisfy any liabilities of such contractor or subcontractor for unpaid wages and liquidated damages as provided in the clause set forth in subparagraph (2) of this paragraph.

**(4) Subcontracts.** The contractor or subcontractor shall insert in any subcontracts the clauses set forth in subparagraph (1) through (4) of this paragraph and also a clause requiring the subcontractors to include these clauses in any lower tier subcontracts. The prime contractor shall be responsible for compliance by any subcontractor or lower tier subcontractor with the clauses set forth in subparagraphs (1) through (4) of this paragraph.

**C. Health and Safety.** The provisions of this paragraph C are applicable only where the amount of the prime contract exceeds \$100,000.

**(1)** No laborer or mechanic shall be required to work in surroundings or under working conditions which are unsanitary, hazardous, or dangerous to his health and safety as determined under construction safety and health standards promulgated by the Secretary of Labor by regulation.

**(2)** The Contractor shall comply with all regulations issued by the Secretary of Labor pursuant to Title 29 Part 1926 and failure to comply may result in imposition of sanctions pursuant to the Contract Work Hours and Safety Standards Act, 40 USC 3701 et seq.

**(3)** The Contractor shall include the provisions of this paragraph in every subcontract so that such provisions will be binding on each subcontractor. The Contractor shall take such action with respect to any subcontract as the Secretary of Housing and Urban Development or the Secretary of Labor shall direct as a means of enforcing such provisions.

**EQUAL OPPORTUNITY CLAUSE  
(EXECUTIVE ORDER 11246)**

"During the performance of this contract, the contractor agrees as follows:

"(1) The contractor will not discriminate against any employee or applicant for Employment because of race, creed, color, or national origin. The contractor will take affirmative action to ensure that applicants are employed, and that employees are treated during employment, without regard to their race, creed, color, or national origin. Such action shall include, but not be limited to the following: employment, upgrading, demotion, or transfer; recruitment or recruitment advertising; layoff or termination; rates of pay or other forms of compensation; and selection for training, including apprenticeship. The contractor agrees to post in conspicuous places, available to employees and applicants for employment, notices to be provided by the contracting officer setting forth the provisions of this nondiscrimination clause.

"(2) The contractor will, in all solicitations or advertisements for employees placed by or on behalf of the contractor, state that all qualified applicants will receive consideration for employment without regard to race, creed, color, or national origin.

"(3) The contractor will send to each labor union or representative of workers with which he has a collective bargaining agreement or other contract or understanding, a notice, to be provided by the agency contracting officer, advising the labor union or workers' representative of the contractor's commitments under Section 202 of Executive Order No. 11246 of September 24, 1965, and shall post copies of the notice in conspicuous places available to employees and applicants for employment.

"(4) The contractor will comply with all provisions of Executive Order No. 11246 of Sept. 24, 1965, and of the rules, regulations, and relevant orders of the Secretary of Labor.

"(5) The contractor will furnish all information and reports required by Executive Order No. 11246 of September 24, 1965, and by the rules, regulations, and orders of the Secretary of Labor, or pursuant thereto, and will permit access to his books, records, and accounts by the contracting agency and the Secretary of Labor for purposes of investigation to ascertain compliance with such rules, regulations, and orders.

"(6) In the event of the contractor's noncompliance with the nondiscrimination clauses of this contract or with any of such rules, regulations, or orders, this contract may be cancelled, terminated or suspended in whole or in part and the contractor may be declared ineligible for further Government contracts in accordance with procedures authorized in Executive Order No. 11246 of Sept 24, 1965, and such other sanctions may be imposed and remedies invoked as provided in Executive Order No. 11246 of September 24, 1965, or by rule, regulation, or order of the Secretary of Labor, or as otherwise provided by law.

"(7) The contractor will include the provisions of Paragraphs (1) through (7) in every subcontract or purchase order unless exempted by rules, regulations, or orders of the Secretary of Labor issued pursuant to Section 204 of Executive Order No. 11246 of Sept. 24, 1965, so that such provisions will be binding upon each subcontractor or vendor. The contractor will take such action with respect to any subcontract or purchase order as the contracting agency may direct as a means of enforcing such provisions including sanctions for noncompliance: Provided, however, That in the event the contractor becomes involved in, or is threatened with, litigation with a subcontractor or vendor as a result of such direction by the contracting agency, the contractor may request the United States to enter into such litigation to protect the interests of the United States."

## SECTION 3 CLAUSE

All Section 3 covered contracts shall include the following clause (referred to as the “Section 3 Clause”):

A. The work to be performed under this contract is subject to the requirements of Section 3 of the Housing and Urban Development Act of 1968, as amended, [12 U.S.C. 1701u](#) (section 3). The purpose of section 3 is to ensure that employment and other economic opportunities generated by HUD assistance or HUD-assisted projects covered by section 3, shall, to the greatest extent feasible, be directed to low- and very low-income persons, particularly persons who are recipients of HUD assistance for housing.

B. The parties to this contract agree to comply with HUD's regulations in 24 CFR Part 135, which implement section 3. As evidenced by their execution of this contract, the parties to this contract certify that they are under no contractual or other impediment that would prevent them from complying with the part 135 regulations.

C. The contractor agrees to send to each labor organization or representative of workers with which the contractor has a collective bargaining agreement or other understanding, if any, a notice advising the labor organization or workers' representative of the contractor's commitments under this section 3 clause, and will post copies of the notice in conspicuous places at the work site where both employees and applicants for training and employment positions can see the notice. The notice shall describe the section 3 preference, shall set forth minimum number and job titles subject to hire, availability of apprenticeship and training positions, the qualifications for each; and the name and location of the person(s) taking applications for each of the positions; and the anticipated date the work shall begin.

D. The contractor agrees to include this section 3 clause in every subcontract subject to compliance with regulations in 24 CFR Part 135, and agrees to take appropriate action, as provided in an applicable provision of the subcontract or in this section 3 clause, upon a finding that the subcontractor is in violation of the regulations in 24 CFR Part 135. The contractor will not subcontract with any subcontractor where the contractor has notice or knowledge that the subcontractor has been found in violation of the regulations in 24 CFR Part 135.

E. The contractor will certify that any vacant employment positions, including training positions, that are filled (1) after the contractor is selected by before the contract is executed, and (2) with persons other than those to whom the regulations of 24 CFR part 135 require employment opportunities to be directed, were not filled to circumvent the contractor's obligations under 24 CFR part 135.

F. Noncompliance with HUD's regulations in 24 CFR part 135 may result in sanctions, termination of this contract for default, and debarment or suspension from future HUD assisted contracts.

G. With respect to work performed in connection with section 3 covered Indian housing assistance, section 7(b) of the Indian Self-Determination and Education Assistance Act (25 U.S.C. 450e) also applies to the work to be performed under this contract. Section 7(b) requires that to the greatest extent feasible (i) preference in the award of contracts and subcontracts shall be given to Indian organizations and Indian-owned Economic Enterprises. Parties to this contract that are subject to the provisions of section 3 and section 7(b) agree to comply with section 3 to the maximum extent feasible, but not in derogation of compliance with section 7(b).

## City of Flint – Section 3 Plan Addendum

This document provides specific direction for certification and reporting of the implementation of the City of Flint's Section 3 Standard Operating Procedures.

### Title 24--Housing and Urban Development

CHAPTER I--OFFICE OF ASSISTANT SECRETARY FOR EQUAL OPPORTUNITY,  
DEPARTMENT OF HOUSING AND URBAN DEVELOPMENT  
PART 135--ECONOMIC OPPORTUNITIES FOR LOW- AND VERY LOW-INCOME  
PERSONS

#### **Resident Requirements**

Each contractor conducting services on covered projects under the guideline Title 24 Code of Federal Regulation Part 135 is to provide the City of Flint a current list of employees that will be assigned to accomplish activities under the covered contract within 10 business days of the contract execution date.

Section 3 is triggered when the normal completion of construction and rehabilitation projects creates the need for new employment, contracting or training opportunities beyond the list of employees provided at the execution of the contract including, but not limited to, administrative, managerial, clerical, service, and building trades positions.

Employee registers should be submitted monthly on the Monthly Status Report Worksheet along with the monthly activity report/pay request. Section 3 compliance will be monitored monthly by verifying the names on the initial employee list with monthly activity reports and/or pay requests that list new employees in the payroll. Thirty percent of new hires, trainees or contractors are required to be Section 3 eligible. If accomplishing the contract does not require new employees, training or contractors, Section 3 is not triggered.

All potential Section 3 eligible new hires must register with the Mott Community College Workforce Development and Career Services Department before they begin working. MCC Workforce Development (MCC WFD) will certify that new hires are Section 3 eligible. MCC WFD will provide the new hire Section 3 certification documentation to the identified Contractor and the City of Flint.

If the contractor/sub recipient is unable to identify Section 3 eligible individuals with the skill sets needed to accomplish the work that is needed, MCC Workforce Development has a pool of Building Construction Trade graduates that are Section 3 certified. The contractor should contact MCC to secure certified employees.

MCC WFD will provide the City of Flint with monthly reports to identify the number and placement of Section 3 certified workers.

### **Business Concerns**

Each contractor conducting services on covered projects under the guideline Title 24 Code of Federal Regulation Part 135 is to provide the City of Flint a current list of contractors that will be assigned to accomplish activities under the covered contract within 10 business days of the contract execution date.

Section 3 is triggered when the normal completion of construction and rehabilitation projects creates the need for new employment, contracting or training opportunities beyond the list of contractors provided at the execution of the contract.

Each contractor and subcontractor demonstrates compliance with the requirements of this part by awarding at least 10 percent of contracts to Section 3 Business Concerns.

If the Contract Holder identifies a Section 3 Business Concern for sub contracting purposes, submit Section 3 Business Concern documentation for certification to the City of Flint Section 3 Coordinator to certify each Business Concern. Each Section 3 eligible employee of that Contractor must be directed to Mott Community College Workforce Development and Career Services Department for certification.

Contractor registers should be submitted monthly on the Monthly Status Report Worksheet along with the monthly activity report/pay request. Section 3 compliance will be monitored monthly by verifying the companies on the initial employee list with monthly activity reports and/or pay requests that list new employees in the payroll. If accomplishing the contract does not require new contractors, Section 3 is not triggered.

A list is being compiled of Section 3 Business Concerns. For a list of eligible businesses, please contact the Department of Community and Economic Development.

**Certification for Resident Seeking Section 3 Training and Employment**

**Preference**

Eligibility Preference

A Section 3 resident seeking the preference in training and employment provided by this project shall certify or submit evidence to Mott Community College Workforce Development and recipient contractor/subcontractor that the person is a Section 3 resident.

I, \_\_\_\_\_, am a legal resident of the City of Flint

(print name)

and meet the income eligibility guidelines for a low- or very-low-income person for this area.

My permanent address is:

---

---

I have attached the following documentation as evidence of my status:

- Copy of lease
- Copy of receipt of public assistance
- Copy of Evidence of participation in a public assistance program
- Other evidence
  - Tax return
  - Pay stub
  - Social Security Annual Income Report
  - Unemployment rejection letter
  - DHS denial letter
  - Notarized letter of support from other individual

Signature \_\_\_\_\_

Print Name \_\_\_\_\_

Date \_\_\_\_\_

**Open Enrollment**

**Monday - Thursday ONLY**

**Arrive 15 minutes early**

**Intake is at 9AM-or-1PM**

**MUST be on time!!!**

**Intake is 3-3 ½ hours**

**NO children PLEASE!**



**Mott Community College (MCC) – Workforce & Career Development Department** is pleased to share services offered through the Workforce Investment Act (WIA) Program, which are designed to assist with **employment and career goals.**

MCC provides services through the WIA Title I **Adult, Dislocated and Older Youth Worker Programs.** **All participants must be 18 years of age or older; a citizen of the United States or an eligible non-citizen and registered with selective service (if applicable).** Dislocated Worker Program participants must also be terminated or laid off or have received a notice of termination or layoff from employment; and eligible for/or exhausted his/her entitlement to unemployment compensation. **If the previous requirements are not met, participants must have worked 90 days consecutively and unlikely to return.**

Both programs offer three levels of service: staff-assisted core, intensive and training services. Participants are involved in activities such as Individual Job Development, Advanced Job Club, Advanced Screened Referrals and Follow-Up Services, which are tailored to meet individual needs. Supportive Services may be available on a limited basis, to those who qualify for the purpose of enabling the successful participation and completion of program services.

To take advantage of these program opportunities, individuals must register with and receive core services from the Employment Services Office; complete the WIA Registration process and meet the program eligibility and documentation requirements.

Please call (810) 232-2555 if you have any questions.

**The following documentation will be needed at the time of your appointment as it applies to your situation.**

- **Career Alliance Referral Forms from Employment Services**
- **Valid Driver's License or State ID**
- **Social Security Card**
- **Birth Certificate (If no valid ID)**
- **Adult Workers (*Proof of Family Size & Proof of Income – Most Recent Check Stub*)**
- **Spouse most recent check stub (*If married*)**
- **Most Recent Tax Return (To verify Family size)**
- **Dislocated Workers (*Most Current UA Check Stub, UA Determination Notice*)**
- **Letter of dismissal from last employer-if available**
- **Medical Cards / Bridge Card**
- **DHS Statement of Income**
- **SSI / SSD Statement of Income**
- **Copy of WorkKeys assessment results**
- **DD-214, Military Transfer/Discharge Paper**

We look forward to working with you soon!

**Charles Stewart Mott Community College  
Workforce & Career Development – WIA Program**

709 North Saginaw Street - Flint, Michigan 48503 • (810) 232-2555 (Voice & TTY) – (810) 232-4981 (Fax)

AN EQUAL OPPORTUNITY PROGRAM/AFFIRMATIVE ACTION EMPLOYER  
AUXILIARY AIDS AND SERVICES ARE AVAILABLE TO PERSONS WITH DISABILITIES UPON REQUEST.

**Certification for Business Concern Seeking Section 3 Preference in Contracting and Demonstration of Capacity**

Name of Business \_\_\_\_\_ Phone/Fax \_\_\_\_\_

Address of Business \_\_\_\_\_

Type of Business: Corporation Partnership Sole Proprietorship

Type of Business Activity: \_\_\_\_\_

Attached is the following documentation as evidence of status:

**For all business entities (as applicable):**

- |  |   |
|--|---|
| <input type="checkbox"/> Copy of Articles of Incorporation                                     | <input type="checkbox"/> Certificate of Good Standing             |
| <input type="checkbox"/> Assumed Business Name Certificate                                     | <input type="checkbox"/> Partnership Agreement                    |
| <input type="checkbox"/> List of owners/stockholders and 51% ownership of each                 | <input type="checkbox"/> Corporation Annual Report                |
| <input type="checkbox"/> Organization chart with names and titles and brief function statement | <input type="checkbox"/> Latest Board minutes appointing officers |
|  | <input type="checkbox"/> Additional documentation                 |

**For business claiming status as a Section 3 resident-owned enterprise:**

Certification for Section 3 Residents (at least 51% of the business owners)

**For Business claiming Section 3 status by subcontracting 25% of the dollar award to**

**qualified Section 3 Business:**

- List of subcontracted Section 3 business(es) and subcontract amount
- This certification & all supporting documentation for each subcontracted Section 3 Business

**For business claiming Section 3 status, claiming at least 30 percent of their workforce are currently Section 3 residents or were Section 3 eligible residents within 3 years of date of first employment with the business:**

- List of all current full time employees
- List of employees claiming Section 3 status
- Certification for Section 3 Residents (at least 30% of all current full-time employees) with supporting documentation showing Section 3 status immediately prior to the date of first hire

**Evidence of ability to perform successfully under the terms and conditions of the proposed contract:**

- Current financial statement or Income Tax Return
- Statement of ability to comply with public policy (federal, state or city work experience)
- List of owned equipment
- List of all contracts for the past two years

\_\_\_\_\_  
Authorized Name, Title and Signature

Date \_\_\_\_\_

Please submit documentation of the following items to Tracy Atkinson at City of Flint, Dept. of Community and Economic Development, 1101 S. Saginaw St., Flint, Michigan 48502, [tatkinson@cityofflint.com](mailto:tatkinson@cityofflint.com), 810-766-7426 ext. 3059, 810-766-7351 (fax)

**City of Flint Housing Administration Division**  
**SECTION 3 DEVELOPER/SUBGRANTEE EMPLOYMENT ROSTER**  
Submitted on Execution of Contract

Contractor Name: \_\_\_\_\_ Contact Person: \_\_\_\_\_ Telephone: \_\_\_\_\_ Fax: \_\_\_\_\_

Project Name: \_\_\_\_\_ Contact Number: \_\_\_\_\_ Reporting Period: \_\_\_\_\_

Please list all current employees on your project – Identify Section 3 Certified employees

| <u>Name</u> | <u>Address</u> | <u>Telephone</u> | <u>Starting Date</u> | <u>Ending Date</u> | <u>Position</u> |
|-------------|----------------|------------------|----------------------|--------------------|-----------------|
| 1.          |                |                  |                      |                    |                 |
| 2.          |                |                  |                      |                    |                 |
| 3.          |                |                  |                      |                    |                 |
| 4.          |                |                  |                      |                    |                 |
| 5.          |                |                  |                      |                    |                 |
| 6.          |                |                  |                      |                    |                 |
| 7.          |                |                  |                      |                    |                 |
| 8.          |                |                  |                      |                    |                 |
| 9.          |                |                  |                      |                    |                 |
| 10.         |                |                  |                      |                    |                 |

Signature \_\_\_\_\_ Date: \_\_\_\_\_

To be submitted with monthly activity/pay requests



# SECTION 3 SUB-CONTRACTOR MONTHLY REPORT

## SUPPLEMENTAL INFORMATION

|   |   |
|---|---|
| 1. Reporting Period:  |   |
| <div style="border: 1px solid black; width: 100%; height: 30px; margin-bottom: 5px;"></div> 2. Project Name | <div style="border: 1px solid black; width: 100%; height: 30px; margin-bottom: 5px;"></div> 3. Project Location |

| (4)              | (5)             | (6)  | (7)               | (8)  | (9)                           |
|------------------|-----------------|--|-------------------|--|-------------------------------|
| Job Category     | Total New Hires | Total New Hires that are Section 3 Residents | Total Staff Hours | Total Staff hours for Section 3 Employees & Trainees | Total Section 3 Labor Dollars |
| Professionals    |                 |  |                   |  |                               |
| Professionals    |                 |  |                   |  |                               |
| Technical        |                 |  |                   |  |                               |
| Office/Clerical  |                 |  |                   |  |                               |
| Trade:           |                 |  |                   |  |                               |
| Trade:           |                 |  |                   |  |                               |
| Trade:           |                 |  |                   |  |                               |
| Trade:           |                 |  |                   |  |                               |
| Trade:           |                 |  |                   |  |                               |
| Trade:           |                 |  |                   |  |                               |
| Trade:           |                 |  |                   |  |                               |
| Trade:           |                 |  |                   |  |                               |
| Trade:           |                 |  |                   |  |                               |
| Trade:           |                 |  |                   |  |                               |
| Trade:           |                 |  |                   |  |                               |
| <b>(9) TOTAL</b> |                 | <b>0</b>                                     |                   |  |                               |

Signature \_\_\_\_\_ Date: \_\_\_\_\_

**Include in monthly activity report/pay request (Sub-contractors submit to General)**